Linedancer

The monthly magazine dedicated to Line dancing

May 2013
Issue 205 • **£3.50**

Arlene Phillips

A LIFE IN DANCE!

PULL-OUT INSIDE • 14 GREAT DANCE SCRIPTS

INCLUDING : BACK IN THE DAY · BREAD ON THE TABLE · 2 GALWAY GIRLS · SHAKE THE ROOM!

cover205.indd 1 25/04/2013 11:51

Double H Promotions
Present

Norbreck Castle Hotel

Blackpool Illuminations

Linedance Party Break

£10 Secures a place

6th - 8/9 Sept 2013

Half Board Pro Dancefloor

Friday

Friday

Sat & Sun Mornings

Sat Afternoon

Sat Night

All Star Line Up

Thurs Night in Bar

Alan Gregory - Richard Palmer - Robbie McGowan Hickie
Tony Rouse - Nancy Ann Lee - Darren Busby - Lass Vegas
Plain Loco - The Westons - Dave Woollas - Guest of Honour Lizzie Clarke

Sat Night

Sat Night

Sun Night

Sun Night

W/End DJ

1118515

Blackpool Illuminations get switched on 30th August

2 Nights £129 pp

3 Nights £164 pp

4 Nights £179 pp

Weekend Ticket £45
Evening Ticket £10

To book phone 01908 200142

or Email : info@hhpromotions.com - Web : www.hhpromotions.com

1118515 DOUBLE H.indd 1 26/04/2013 09:23

Dear Dancers

I was truly astounded when I finally managed to get an interview from Arlene Phillips in this month's magazine. She is a personal favourite of mine and someone who, I believe, always manages to keep her integrity intact, even though she is now in so many popular programmes as a judge of various dancing talents. Incidentally, I have to thank Claire Butterworth who knows no fear (and is far better than I will ever be at facebook) and managed to get her PR interested.

I hoped I would manage to get Arlene to talk about how hard it had been to be a woman NOT in her twenties or thirties and still be seen on TV but she would not, predictably perhaps, go down that road. To be fair, she only granted me a chat because of Midnight Tango the show she is backing and which is now on the road. But I still managed to get some interesting replies and you can read them all in these pages.

One of the things that did surprise me however is her candid admission that she knew little about Line dance, although she recognised its influence in getting some very good dancers in shows like Strictly. I was surprised because as a dancer I thought someone like Arlene Phillips would be naturally curious of a new genre or at least a style that she didn't know much about. Especially when she seems so aware of the talent that comes out from our hobby.

Again, is the thought here that Line dance is an "easy" style, something uninteresting in as much that from the outside it still is cowboys and cowgirls incessantly twirling to Billy Ray Cyrrus without any form of talent or grace? I don't know and she would not reply any further. But the fact is that if someone as influential as she is, recognises the worth of Line dance and yet remains unconcerned or uninterested about it, what can you do about it?

Nothing is the answer. I feel that, for years, Line dancers have done everything possible to show the world the difference between clichés and reality. If all their words, demos, letters, emails etc still bear no fruit then why bother further? To spend all this energy shouting in a black hole of indifference has become unimportant for me now. I am old enough not to have to prove myself to anyone.

If worldwide dance celebrities KNOW the talent Line dance can bring out, then the ignorance of the genre is down to them, not you or me. You can take a horse to water …. It is ultimately their loss.

So my advice is very simple. Leave the world to itself and understand that opinions and paradigms don't get changed that quick, sometimes never….the only thing for sure is what they actually say in Strictly…KEEP DANCING!

Laurent

scan me

www.linedancermagazine.com

dear dancers.indd 1 25/04/2013 11:52

QUICKDRAW
COUNTRY MUSIC
AND
DANCE FESTIVAL
16TH,17TH,18TH AUGUST 2013
THE
JOHN TAYLOR BAND
TONY ROUSE
REBEL CREEK
CHEYANNE
PLAIN LOCO
NEXT OF KIN
ALAN GREGORY
RICHARD PALMER
LINE DANCE TUITION WITH MICHELLE RISLEY
PARTNER DANCE TUITION WITH CHRIS AND TREV
EAST MIDLANDS FAST DRAW COMPETITION
AUTHENTIC CAMP AND RE-ENACTMENTS
DANCING FROM THE CRAZY DANES
LARGE HEATED MARQUEE
4 DANCE FLOORS
PADDED SEATING
CLEAN SERVICED SHOWERS
TRADE AND FOOD STANDS
NIGHTLY MEGA RAFFLE
CLEAN SERVICED TOILETS
BAR
All at Whites Farm, Earls Barton, Northampton,NN6 0EP
Tel 07766005060
Download a booking form from our website
quickdraw-ldc.co.uk
1118552

PKFOCT2013
KABACO PROMOTIONS PROUDLY PRESENTS
COUNTRY MUSIC WEEKEND
AT PONTINS OF PAKEFIELD, LONDON ROAD, KESSINGLAND, SUFFOLK, NR33 7PF
FRIDAY 11TH - MONDAY 14TH OCTOBER 2013
FEATURING
STEVE CHERELLE
BRIAN MANN
GARY PERKINS & THE BREEZE
THRILLBILLIES
NASHVILLE NUMBERS
GARY PERKINS & THE BREEZE
STEVE CHERELLE & HIS BAND
NASHVILLE NUMBERS
*MADDISON COUNTY**JEFF GALLANT BAND*
STONE COLD COUNTRY *THRILLBILLIES*
*BOB KEELEY**LUCY LEIGH* *BRIAN MANN*
* LUNCHTIME LINE DANCE TUITION WITH SARA KING *
*PLUS... YOUR COMPERES' BRIAN MANN & JEFF GALLANT *
BOB KEELEY
MADDISON COUNTY
LUCY LEIGH
STONE COLD COUNTRY
JEFF GALLANT BAND
A WEEKEND FOR ALL COUNTRY MUSIC PEOPLE
WESTERNERS WELCOME ~ LINEDANCERS WELCOME ~ LISTENERS WELCOME
HALF BOARD WEEKEND ONLY
£169.00 PER ADULT & £84.50 PER CHILD
Great People... Superb Music... Fabulous Value...
payatrader
For more INFORMATION or to request a BOOKING FORM please contact KaBaCo Promotions
Tel : 01493 748704 or 07909698701 or Email : kabacopromotions@aol.com
1118560

IOW Tours
Line Dance
Party Weekends
Disneyland Paris
21 - 24 November 2014
includes
4 days from £315pp
Coach Travel with Channel Tunnel
3 Nights Disney Hotel, Dancing in the Disney Dome
2 Days 'Park Hopper' to the Disney Parks
TOP HOSTS - Michelle Risley • Tina Argyle
BANDS - Lass Vegas, Natalie, Livewire, Chris James
Coach Joining Points across the Country
Self-Drive with Parking arranged in Ashford! Call for more Details.
What makes IOW Tours Different?
Your Line Dance Weekend Package takes account of everything!
Return Coach Travel for your group or a *discount to Self-Drive*, some of the UKs best Hosts, DJs and Live Acts, expert tuition & morning workshops, and of course we cater for all levels. For smaller groups we work to join you up so you don't have to worry about filling the coach!
Fri 27 - Mon 30 Sept 2013
Southcliff, Folkestone
£175 Coach • Self-Drive £155
Allo Allo with Tina Argyle
Bob Keeley • Muddy Boots • Billy Bubba
Fri 27 - Mon 30 Sept 2013
Royal Hotel, Woolacombe
£159 Coach • Self-Drive £139
Flower Power with Alan Spence
Billy Curtis • Paul Taylor • Rancher
New Year Party!
Mon 30 Dec - 2 Jan 2014
Tillington Hall, Stafford
£229 Coach • Self-Drive £199
Craig Bennett • Billy Curtis
Natalie • Texas Tornadoes
Join IOW Tours and see in 2014 with 3 nights great dancing, New Year's Gala Party Night and Bucks Fizz Brunch!
Fri 18 - Mon 21 Oct 2013
Royal, Woolacombe
£165 Coach • Self-Drive £145
Shiver me Timbers with K Hills
Calico • Natalie • ThrillBillies
Fri 8 - Mon 11 Nov 2013
Royal Beach, Southsea
£185 Coach • Self-Drive £165
Red & White with Mel & Lisa
Billy Curtis • Westonline
2014 Dates Now Available!
Call Oli for details of our events across the UK
SELF DRIVE
18 Oct - Bournemouth - £165
25 Oct - Eastbourne - £149
6 Dec - Isle of Wight - £189
3 Nights Accommodation - Dinner & Breakfast • 3 Nights Dancing • 2 Morning Workshop/Tuition • 2 Afternoon Trips Out*
Return Coach Travel (subject minimum numbers) • 1 Free Place for Every 25 Booked • Discount to Self-Drive *terms apply
1118534
Call Oli at IOW Tours 01983 405116 www.iowtours.com

P4.indd 1 26/04/2013 09:25

Linedancer magazine

Clare House
166 Lord Street
Southport, PR9 0QA
✆ 01704 392 300
Fax*: 0871 900 5768
*Costs 10p per minute

Subscription Enquiries
✆ 01704 392 300
subs@linedancermagazine.com

Agent Enquiries
✆ 01704 392 353
distribution@linedancermagazine.com

Web Support Team
Judy Dix and Steve Healy
✆ 01704 392 333
admin@linedancermagazine.com

Webmaster
Paul Swift
webmaster@linedancermagazine.com

Publisher
Betty Drummond
betty.drummond@linedancermagazine.com

Managing Editor
Laurent Saletto
editor@linedancermagazine.com

Editorial Assistant
Dawn Middleton
dawn.middleton@linedancermagazine.com

Dance Script Editor
Kath Butler
kath.butler@linedancermagazine.com

Advertising Sales
Jo Gillinder
✆ 01704 392336
jo.gillinder@linedancermagazine.com

Circulation Manager
Phil Drummond
distribution@linedancermagazine.com

Production Manager
Mike Rose
production@linedancermagazine.com

Production Team
Emma Lyon, Amy Houghton
Ian McCabe and Dave Atherton

'Boot Logo' courtesy of London Boots Ltd.

Linedancer Magazine is published in the United Kingdom by
Champion Media Group

© 2013 Champion Media Group. All rights reserved.
No portion of this publication may be copied, transmitted or reproduced in any medium without prior written consent from the publisher.
Comments and opinions contained herein do not necessarily reflect those of the publishers.

ISSN 1366-6509

We proudly support
ORGANIZATIONAL MEMBER CMA COUNTRY MUSIC ASSOCIATION
LDF Line Dance Foundation

Contents

This month …

20
Ruben Luna
A profile of the charismatic US choreographer

26
Making the Difference
A club like no other with Country Club Route 45

52
Country 2 Country
Exclusive report from the major event

Favourites

12 Grapevine
36 Steppin' Off The Page
59 The Charts

This month's Dance Scripts

36 Back To The Wild Side
37 Mr Baker Street
38 Back In the Day
39 Tickle Mix
40 Because We Can
41 Spin Me Round
42 Bread On The Table
43 Just One For The Road
44 Through The Lens
45 2 Galways Girls
46 A Beautiful Noise!
47 Sunset Kiss
48 Shake The Room!
49 Come Together 2013

contents.indd 1 25/04/2013 11:53

Line Dance EXTRAVAGANZA

AT

Potters Leisure Resort

THE UK'S FIRST FIVE STAR HOLIDAY VILLAGE

Potters Leisure Resort is delighted to present a fantastic three nights of line dancing and live music with an amazing line up of top country music acts and award winning choreographers for you to enjoy.

KATE SALA ROBBIE MCGOWAN HICKIE

BILLY CURTIS STUBBY RICHARD PALMER

TEXAS TORNADOS BILLY BUBBA KING

DJ/Choreographer Justine Browne

Friday
22 November 2013
Designed for adults
£249* 3 NIGHTS

Your weekend break includes:

- ★ *Comfortable Accommodation*
- ★ *Full Board*
- ★ *Live Entertainment each night*
- ★ *Dance Workshops*
  (from absolute beginner to higher improver)
- ★ *Leisure & Sporting Facilities*

ALL THIS FOR ONE GREAT PRICE!

To book, order a FREE brochure or for more information call: **0844 856 9484**
Or visit our website: **www.pottersholidays.com**

*Break price is based on an adult staying in standard bungalow accommodation, bungalow plus and hotel accommodation supplements apply.

1118345

Ross-on-Wye 11th Country Music Festival

at **Ross Rugby Club**, Greytree, Ross-on-Wye

A NEW VENUE within walking distance of the town

Friday 12th, Saturday 13th & Sunday 14th July 2013

ARTISTS BOOKED TO APPEAR:

Kay D • Kalibre • Dean Austin • Kickin Country
Ben Thompson • Tony Hughes • Eagle Country

All supported by: C&B Roadshow (Resident)
Line and Partner Dancing Instruction by Madeline & Paul

WEEKEND CAMPING • LICENSED BAR • HOT & COLD FOOD
STALLS • FAST DRAW • MARQUEE • NIGHT SECURITY

FRIDAY 7.30pm to 11.30pm: £6.00 per person
SATURDAY 1.30pm to 5.30pm: £6.00 (or £8.00 all day) per person
SUNDAY 11am to 6.00pm: £8.00 per person
WEEKEND TICKET: £20 per person WEEKEND CAMPING: £12.00 per unit
Campers allowed on site from midday Thursday
(C&B Country Disco in the Marquee for campers on Thursday night)
Advance bookings advisable for weekend camping

1118532

PHONE COLIN GRAY:
Tel 01989 567995 or Mobile 07790 341703
ALL PROFITS TO ST MICHAELS HOSPICE Reg Charity No 511179
Please ignore Sat Nav advice once reaching Ross and follow signs to venue

Rotary Club of Edgbaston Convention

THE BIRMINGHAM BOTANICAL GARDENS TURN OVER A NEW LEAF

Sunday 1st September 2013

Charity Extravaganza & Country Music Festival

11.00 a.m. to 5.00 p.m.
at
Birmingham Botanical Gardens,
Westbourne Road, Edgbaston

Artists appearing...

McKenzie & Thrillbillies

+ RICK WISE DISCO +

Tickets and Information
From Botanical Gardens: 0121 454 1860
Or 01905 776008

Admission
In Advance: Adults £6.00, Concession £4.50
On day: Adults £7.00, Concession £4.75

1118323

P6.indd 1 26/04/2013 09:25

FIRSTIN Line

Linedancer
www.linedancermagazine.com

Approved by:

Nice N' Easy

4 WALL - 32 COUNTS - BEGINNER

Steps	Actual Footwork	Calling Suggestion	Direction
Section 1	**Forward, Touch, Forward, Touch, Side, Together, Forward, Brush**		
1 – 2	Step right forward. Touch left to left side.	Forward Touch	Forward
3 – 4	Step left forward. Touch right to right side.	Forward Touch	
5 – 6	Step right to right side. Step left beside right.	Side Together	Right
7 – 8	Step right forward. Brush left forward.	Step Brush	Forward
Section 2	**Forward, Brush, Forward, Brush, Side, Together, 1/4 Turn, Brush**		
1 – 2	Step left forward. Brush right forward.	Forward Brush	Forward
3 – 4	Step right forward. Brush left forward.	Forward Brush	
5 – 6	Step left to left side. Step right beside left.	Side Together	Left
7 – 8	Turn 1/4 left stepping left forward. Brush right forward.	Turn Brush	Turning left
Section 3	**Forward Toe Strut x 2, Forward Rock, Step Back x 2**		
1 – 2	Step right toe forward. Drop right heel taking weight.	Toe Strut	Forward
3 – 4	Step left toe forward. Drop left heel taking weight.	Toe Strut	
5 – 6	Rock forward on right. Recover onto left.	Rock Forward	On the spot
7 – 8	Step right back. Step left back.	Back Back	Back
Restart	**Wall 5**: Start dance again from the beginning.		
Section 4	**Back Rock, Side, Hold, Back Rock, Side, Touch**		
1 – 2	Rock back on right. Recover onto left.	Rock Back	On the spot
3 – 4	Step right to right side. Hold.	Side Hold	Right
5 – 6	Rock back on left. Recover onto right.	Rock Back	On the spot
7 – 8	Step left to left side. Touch right to right side.	Side Touch	Left
Ending	Counts 7 - 8 of Section 4: Step 1/4 right on left, Step right beside left.		

Choreographed by: Michele Godard (FR) March 2013

Choreographed to: 'Nice N' Easy' by Laurent Saletto (117 bpm); **FREE** download available from www.linedancermagazine.com for Linedancer subscribers (16 count intro)

Restart: One Restart during Wall 5

Watch & Learn

A video clip of this dance is available at www.linedancermagazine.com

7 NiceNEasy.indd 1 25/04/2013 11:54

linedancer
www.linedancermagazine.com

Approved by:

Kate Sala.

Love Affair

4 WALL - 32 COUNTS - INTERMEDIATE

Steps	Actual Footwork	Calling Suggestion	Direction
Section 1	**Cross, Diagonally Back, Back Lock Step, Sweep, Step, Forward Lock Step**		
1 – 2	Cross right over left. Step left diagonally back left.	Cross Back	Left
3 & 4	Step right back. Lock left across right. Step right back.	Back Lock Back	Back
&	Sweep left round from front to back.	Sweep	On the spot
5 – 6	Cross left behind right, lifting right knee. Step right forward.	Behind Step	Forward
7 & 8	Step left forward. Lock right behind left. Step left forward.	Left Lock Left	
Restart	**Wall 4**: Start dance again from the beginning.		
Section 2	**Step, Pivot 1/2, Step, 3/4 Turn Cross, Side Rock & Cross & Heel & Touch**		
1 & 2	Step right forward. Pivot 1/2 turn left. Step right forward. (6:00)	Step Pivot Step	Turning left
3 &	Turn 1/4 right stepping left to left side. Turn 1/2 right stepping right to right side.	Quarter Half	Turning right
4	Cross left over right. (3:00)	Cross	Right
5 & 6	Rock right to right side. Recover onto left. Cross right over left.	Rock & Cross	Left
& 7	Step left small step diagonally back left. Dig right heel forward on right diagonal.	& Heel	On the spot
& 8	Step right in place. Touch left toe beside right instep.	& Touch	
Section 3	**& Kick Ball Step, Paddle 1/8 Turn x 2, Cross Shuffle, 1/2 Turn, Cross**		
& 1 & 2	Step left slightly back. Kick right forward. Step onto ball of right. Step left forward.	& Kick Ball Step	On the spot
3	Touch right slightly forward pivoting 1/8 turn left on left, bumping hips right.	Paddle	Turning left
4	Repeat count 3. (12:00)	Paddle	
5 & 6	Cross right over left. Step left to left side. Cross right over left.	Cross Shuffle	Left
7 &	Turn 1/4 right stepping left back. Turn 1/4 right stepping right to side. (6:00)	Half Turn	Turning right
8	Cross left over right.	Cross	Right
Section 4	**Rocking Chair, Modified Monterey 1/8 Turn, Mambo 1/2 Turn, Rock & Cross &**		
1 &	Facing right diagonal, rock right forward. Recover onto left. (7:30)	Rock Forward	On the spot
2 &	Rock back on right. Recover onto left.	Rock Back	
3 – 4	Point right to right side. Turn 1/8 right stepping right beside left. (9:00)	Point Turn	Turning right
5 & 6	Rock left forward. Rock back on right. Turn 1/2 left stepping left forward. (3:00)	Mambo Half	Turning left
7 & 8 &	Rock right to right side. Recover onto left. Cross right over left. Step left to left side.	Rock & Cross &	Left

Choreographed by: Kate Sala (UK) April 2013

Choreographed to: 'When You're Gone' by Hannah Boleyn; **FREE** download version by Glenn Rogers available from www.linedancermagazine.com for Linedancer subscribers (20 secs intro - start on first heavy beat)

Restart: One Restart, during Wall 4

Watch & Learn

A video clip of this dance is available at www.linedancermagazine.com

8 LoveAffair.indd 1 25/04/2013 11:55

FIRST IN Line

Linedancer
www.linedancermagazine.com

Approved by:

All Those Yesterdays

4 WALL – 32 COUNTS – INTERMEDIATE

Steps	Actual Footwork	Calling Suggestion	Direction
Section 1	**Back Rock, 1/2, 1/4, Drag, Slide, 1/2, Step, Pivot 1/4, Cross Side Behind**		
1 – 2	Rock back on right. Recover onto left.	Rock Back	On the spot
& 3	Turn 1/2 left and step right back. Turn 1/4 left stepping left long step left to side.	Half Quarter	Turning left
4	Drag right towards left. (3:00)	Drag	On the spot
5	Slide right backwards, pointing right toe and slightly bending left knee.	Slide	Back
Note	Count 5: keep weight on left.		
6	Turn 1/2 right and step right forward. (9:00)	Half	Turning right
& 7	Step left forward. Pivot 1/4 turn right. (12:00)	Step Pivot	
8 & 1	Cross left over right. Step right to right side. Cross left behind right.	Cross Side Behind	Right
Section 2	**Side Rock, Touch, Kick Ball Cross, 1/4 Turn, 1/2 Turn, Forward Rock, Back**		
2 & 3	Rock right to right side. Recover onto left. Touch right beside left.	Side Rock Touch	On the spot
Styling	**Count 3**: angle body to left, with little dip down.		
4	Kick right small kick forward into sweep around.	Kick	
& 5	Step ball of right beside left. Cross left over right.	Ball Cross	
6 – 7	Turn 1/4 left and step right back. Turn 1/2 left and step left forward. (3:00)	Quarter Half	Turning left
8 & 1	Rock right forward. Recover onto left. Step right diagonally back right (angle body right).	Rock & Back	Back
Section 3	**Cross, 1/2 Turn, Rock, Forward, 1/4 Jazz Box Into Sway, Recover 1/4, 1/2, Back**		
2 &	Cross left over right. Turn 1/2 right stepping right small step forward. (9:00)	Cross Half	Turning right
3 – 4	Rock left to left side. Recover onto right turning to right diagonal.	Side Rock	On the spot
&	Step left forward on right diagonal.	Step	Forward
5 – 6	Cross right over left turning 1/4 right. Step left back. (12:00)	Quarter Back	Turning right
7	Step right and sway right to right side.	Side	Right
8	Turn 1/4 left recovering weight onto left.	Quarter	Turning left
& 1	Turn 1/2 left and step right back. Step left back. (3:00)	Half Back	
Section 4	**Coaster Cross, Side Rock, Prissy Walk x 2, Step, Full Turn**		
2 & 3	Step right back. Step left beside right. Cross right over left.	Coaster Cross	On the spot
4 &	Rock left to left side. Recover onto right.	Side Rock	
5 – 6	Walk forward left. Walk forward right. (Slightly crossed - prissy walks)	Prissy Walks	Forward
7 – 8 &	Step left forward. Pivot 1/2 turn right. Turn 1/2 right and step left back. (3:00)	Step Full Turn	Turning right
Tag	**End of Wall 6 (facing 6:00): Reverse Rocking Chair**		
1 – 4	Rock back on right. Recover onto left. Rock forward on right. Recover onto left.	Rocking Chair	On the spot

Choreographed by: Ria Vos (UK) April 2013

Choreographed to: 'All Those Yesterdays' by Jennifer Hanson; **FREE** download version by Glenn Rogers available from www.linedancermagazine.com for Linedancer subscribers (32 count intro, approx 25 secs)

Tag: There is one short Tag at the end of Wall 6

Watch & Learn

A video clip of this dance is available at www.linedancermagazine.com

9 AllThoseYesterdays.indd 1 25/04/2013 11:55

FIRST IN Line

Linedancer
www.linedancermagazine.com

Approved by:

Together

4 WALL – 40 COUNTS – INTERMEDIATE

Steps	Actual Footwork	Calling Suggestion	Direction
Section 1	**Side, Hold, Behind Side Cross, Chasse 1/4 Turn, Step, Pivot 1/2**		
1 – 2	Step right to right side. Hold.	Side Hold	Right
3 & 4	Cross left behind right. Step right to right side. Cross left over right.	Behind Side Cross	
5 & 6	Step right to right side. Close left beside right. Step right 1/4 turn right. (3:00)	Chasse Quarter	Turning right
7 – 8	Step left forward. Pivot 1/2 turn right. (9:00)	Step Pivot	
Section 2	**Forward Shuffle, Full Turn Forward, Forward Rock, Coaster Step**		
1 & 2	Step left forward. Close right beside left. Step left forward.	Left Shuffle	Forward
3 – 4	Turn 1/2 left stepping back on right. Turn 1/2 left stepping left forward.	Full Turn	Turning left
5 – 6	Rock forward on right. Recover onto left.	Rock Forward	On the spot
7 & 8	Step right back. Step left beside right. Step right forward.	Coaster Step	
Section 3	**Side, Drag, & Cross 1/4 Turn, Touch Ball Cross, Side Drag**		
1 – 2	Step left long step to left side. Drag right beside left.	Side Drag	Left
& 3 – 4	Step down on right. Cross left over right. Turn 1/4 left stepping right back. (6:00)	& Cross Quarter	Turning left
5 & 6	Touch left toe beside right. Step down on left. Cross right over left.	Touch Ball Cross	Left
7 – 8	Step left to left side. Drag right beside left.	Side Drag	
Section 4	**Back Rock, Step, Step Pivot 1/2, Step Pivot 1/2, Cross Point**		
1 & 2	Rock back on right. Recover onto left. Step right forward.	Rock Back Step	On the spot
3 – 4	Step left forward. Pivot 1/2 turn right. (12:00)	Step Pivot	Turning right
5 – 6	Step left forward. Pivot 1/2 turn right. (6:00)	Step Pivot	
7 – 8	Cross left over right. Point right toe to right side.	Cross Point	Right
Section 5	**Monterey 1/2 Turn, & Point 1/4 Touch, Kick Ball Cross x 2**		
1 – 2	Turn 1/2 right stepping right beside left. Point left toe to left side.	Turn Point	Turning right
& 3 – 4	Step left beside right. Point right toe to side. Turn 1/4 right touching right beside left.	& Point Turn	
Restart	**Wall 5:** (facing 3:00) Restart dance from the beginning.		
5 & 6	Kick right forward. Step right beside left. Cross left over right.	Kick Ball Cross	Right
7 & 8	Kick right forward. Step right beside left. Cross left over right.	Kick Ball Cross	
Tag	**Danced after Wall 7 (facing 9:00) and Wall 9 (facing 3:00): Rocking Chair**		
1 – 4	Rock forward on right. Recover onto left. Rock back on right. Recover onto left.	Rocking Chair	On the spot

Choreographed by: Chris Hodgson (UK) April 2013

Choreographed to: 'Love Will Keep Us Together' by Captain & Tennille from CD Scrapbook; **FREE** download version by Glenn Rogers available for Linedancer subscribers from www.linedancermagazine.com (16 count intro)

Tag/Restart: One Tag danced at the end of Walls 7 and 9; one Restart during Wall 5

Watch & Learn

A video clip of this dance is available at www.linedancermagazine.com

10 Together.indd 1 25/04/2013 11:55

FIRST IN Line

Linedancer
www.linedancermagazine.com

Approved by: Amy

Love Ain't Gonna Wait

2 WALL – 64 COUNTS – INTERMEDIATE

Steps	Actual Footwork	Calling Suggestion	Direction
Section 1	**Weave Full Circle**		
1 – 2	Cross right over left (11:00). Step left back making 1/8 turn right. (1:00)	Cross Turn	Turning right
3 – 4	Step right small step back turning 1/8 right. (3:00) Step left diagonally forward. (5:00)	Turn Step	
5 – 6	Cross right over left (6:00). Step left back turning 1/8 right (8:00).	Cross Turn	
7 – 8	Step right small step back turning 1/8 right. (11:00) Step left forward. (11:00)	Turn Step	
Section 2	**Forward Shuffle x 2, Step, Pivot 1/2, Triple Full Turn**		
1 & 2	Step right forward. Close left beside right. Step right forward. (11:00)	Right Shuffle	Forward
3 & 4	Step left forward. Close right beside left. Step left forward.	Left Shuffle	
5 – 6	Step right forward. Pivot 1/2 turn left. (5:00)	Step Pivot	Turning left
7 & 8	Triple step full turn left, stepping - right, left, right. (Option: Forward Shuffle)	Triple Full Turn	
Section 3	**Forward Rock, Coaster Step (x 2)**		
1 – 2	Rock left forward. Recover onto right.	Forward Rock	On the spot
3 & 4	Step left back. Step right beside left. Step left forward.	Coaster Step	
5 – 6	Rock right forward. Recover onto left.	Rock Forward	
7 & 8	Step right back. Step left beside right. Step right forward. (5:00)	Coaster Step	
Restart 2	**Wall 6:** Replace 7&8 with Touch right beside left. Hitch right (7– 8), then Restart.		
Section 4	**Touch, Cross, Touch, Cross, Back x 2, Coaster Step**		
1 – 2	Touch left to side and square up to wall (6:00). Cross left over right.	Touch Cross	Right
3 – 4	Touch right to right side. Cross right over left.	Touch Cross	Forward
5 – 6	Step left back. Step right back.	Back Back	Back
7 & 8	Step left back. Step right beside left. Step left forward.	Coaster Step	On the spot
Restart 1	**Wall 2:** Restart dance from the beginning.		
Section 5	**Walk, Walk, Forward Shuffle, Monterey 1/2 Turn**		
1 – 2	Step right forward. Step left forward.	Right Left	Forward
3 & 4	Step right forward. Close left beside right. Step right forward.	Right Shuffle	
5 – 6	Touch left to left side. Turn 1/2 left stepping left beside right. (12:00)	Point Turn	Turning left
7 – 8	Touch right to right side. Step right beside left.	Point Together	On the spot
Section 6	**Walk, Walk, Forward Shuffle, Monterey 1/4 Turn**		
1 – 2	Step left forward. Step right forward.	Left Right	Forward
3 & 4	Step left forward. Close right beside left. Step left forward.	Left Shuffle	
5 – 6	Touch right to right side. Turn 1/4 right stepping right beside left. (3:00)	Point Turn	Turning right
7 – 8	Touch left to left side. Step left beside right.	Point Together	On the spot
Section 7	**Side, Hitch, Coaster Cross (x 2)**		
1 – 2	Step right to right side. Hitch left.	Side Hitch	Right
3 & 4	Step left back. Step right beside left. Cross left over right.	Coaster Cross	
5 – 6	Step right to right side. Hitch left.	Side Hitch	
7 & 8	Step left back. Step right beside left. Cross left over right.	Coaster Cross	
Section 8	**Jazz Box 1/4 Cross, Switch x 3, Hitch**		
1 – 2	Cross right over left. Turn 1/4 right stepping left back.	Cross Quarter	Turning right
3 – 4	Step right to right side. Cross left over right.	Side Cross	Right
5 &	Touch right to right side. Step right beside left.	Touch &	On the spot
6 & 7	Touch left to left side. Step left beside right. Touch right out to right side.	Touch & Touch	
8	Hitch right, with slight hip lift, to left diagonal. (5:00)	Hitch	

Choreographed by: Amy Christian (US) April 2013

Choreographed to: 'Love Ain't Gonna Wait' by S Club 7; **FREE** download version by Glenn Rogers available from www.linedancermagazine.com for Linedancer subscribers (332 count intro)

Restarts: Two Restarts, one during Wall 2 and one during Wall 6

Watch & Learn

A video clip of this dance is available at www.linedancermagazine.com

11 LoveAin'tGonnaWait.indd 1 25/04/2013 11:56

grapevine

Tell us what you're up to.
Send us your news.

Grapevine
Linedancer Magazine
Southport PR9 0QA

editor@linedancermagazine.com

Tiara and Black Tie

"Wow! What a fabulous turnout of 290 people at our huge high profile event in the most beautiful building, St. George's Hall in Liverpool," Ellen O'Neil said. "The floor was full and the tables all occupied as this beautiful prestigious building witnessed a great day of Line dance. We raised £430 from the raffle with all prizes being donated and £290 from ticket sales making a total of £720 for the Roy Castle Cancer fund. Sarah Roberts from the fund raising team spoke to thank everyone for their support. St. Georges Hall reduced their fee to £500 and we donated £290 to the St. Georges Hall fund making a grand total of £790. As with every new venue there were some teething troubles but we will as always endeavour to correct and improve for the next time. On a personal note I felt very honoured to be able to dance in this beautiful building and am very grateful to St. Georges Hall for letting us hold the event there and to all the helpers who made this a great day."

Cool For Cats

Jan Gower of Hacheston Linedancing Club in Suffolk, told us: "One of our class, Sheila Ford, treated us all to a surprise party on the occasion of her 80th birthday in March this year. We were entertained by the talented Peter Shaw, who kept us dancing all night and we raised £150 for Cats Protection. A few of the class, including Sheila, then went to the Double H Promotions March Madness Weekend and enjoyed their fantastic selection of bands and the amazing Lizzie Clarke. Huge thanks to everyone who helped to make it such a memorable time."

grapevine etc.indd 12 25/04/2013 11:57

MAGPAS

In March 2013, Silver Boots Line Dance Club of St Neots, held their annual Charity Line Dance at St Neots Outdoor Bowls Club. Teacher Sylvie World told us: "This years charity was MAGPAS, The Emergency Medical Charity. About 70 dancers turned up on the night all dressed in orange, as this is the Magpas colour. We raised a total of £620 and we had a further donation on the night of £200 making a total £820. Pam Heath and Becky Barfoote from MAGPAS attended on the night and Pam Gave us a short talk on the work of MAGPAS. Everyone had a great time dancing the night away."

One Step Forward

"On February 18th this year, we held our annual charity evening," Christine Garrens of One Step Forward Line Dancers told us: "This year we were entertained by Tim McCay. We hold this evening in memory of Sylvia who absolutely loved her Line dancing and also to raise awareness of children born with heart defects. We divide the proceeds between Teesside Hospice (for Sylvia) and Little Hearts Matter (a support system charity to help families with children with heart defects). This year we raised a total of £1,203 which brings our overall total to £ 11,528.00.This is just to say thank you to all who helped in any way."

Supporters of LDF

Michelle Marcus and Line dancers from Blue Velvet Line Dancers, descended on Eastbourne in March 2013 for a fun filled weekend of Line dancing. "There were 43 of us (including three non dancing husbands – they still haven't got the bug). The dancers, who were mostly Beginners and Improvers, came from several classes across Hertfordshire taught by Val Hamby and Beverley Busolini. The proceedings started after dinner on Friday night with a disco playing various requests that kept dancers on the floor until 11.30pm. Val and Beverley taught the following dances during the weekend: Let's Dance Forever (LDF); Dance With Me Baby; Little Mermaid; Is It Friday Yet? and some older dances which they also revived were Halfway Hustle and Ice Breaker. On Saturday evening the hall was transformed into a blaze of orange, green and white for our theme of St. Patrick's Day, with bunting, balloons and knick knacks ranging from Guinness to leprechauns! Some very imaginative table decorations were made by the dancers who followed the theme through by dressing in green, orange and white. We were treated to live music from the duo 'Streamline', we We raised a total of £184, all of which will be donated to the Line Dance Foundation."

Special Birthday Boy!

Joy Ashton of Southern Stomp Line Dance Club told us: "Phil Ashton would like to thank all the 'Southern Stomp' dancers for his surprise party to celebrate a rather special birthday! All the dancers across all the classes donated for a gift that he will surely remember, a 40 minute trial flight along the coast in a Cessna airplane! He has assured us that he will let everyone know when he is taking his flight so that everyone can go along and wave, he has promised on his flypast to tip the wings if they all wave. As long as he doesn't attempt a loop the loop! A big thank you to everyone!"

grapevine etc.indd 13 25/04/2013 11:57

Amigos Go Funky

"My husband Mick is instructor of Amigos Line Dance Club in Fareham, Hampshire", Carol Storey told us. Mick and I with some of our dance friends went to Funky Country Jo Conroy`s 40th Birthday Bash also celebrating the 1970`s era. It was a really fun weekend with Jo and her guest instructors Lizzie Clarke, Robert Lindsay, Karl-Harry Winson and Craig Bennett. Robert had a surprise for Jo, he had choreographed a new dance in honour of Jo`s birthday called Jo`s Cha Cha. Funky Country Jo is full of energy, always fun and makes time to chat to everyone, a real star. It was a brilliant weekend, we were kept busy on the dance floor and to top it all the sun came out!"

Rodeo Weekend

Diane and Donna of Rodeo Girl Line Dancing, would like to thank everyone for making our 'Easter theme' weekend at The Prince Of Wales Hotel, Southport such a memorable enjoyable time. The told us: "The snow fell to eight inches in Bradford/ Leeds and still the coach got the dancers to a 'snow free' Southport! The weekend went well and everyone thanked me for our hard organising efforts. They described the hotel as superb, the staff excellent, the food great and the rooms were modern, clean and comfortable. So much so they are all demanding another trip soon. A few of our dancers posed for a picture to exhibit their art skills for our Easter bonnets and fancy dress."

The Recipe For Smiles!

"If anyone has ever wanted to know the recipe for smiles all they need to do is ask any Line dancer", says Maureen and Michelle. "A Line dance event is always packed full of smiles and our April social at Penkridge in Staffordshire, provided an excellent example of how Line dancing and smiles are harmonious and constant companions. The hall echoed with laughter as dancers filled the floor with energy, excitement and enthusiasm. Fun was the key element of the evening as dancers danced a mix of new dances and favourite golden oldies. The emphasis was very much on 'something for everyone'! Outside there was a cool wind and April showers, inside there was warmth, friendship and endless Line dancing. All guaranteed to raise the biggest smile ever!"

grapevine etc.indd 14 25/04/2013 11:57

Bournemouth Weekend

Diana from Steps 'n' Stetsons told us her Line dance club had just returned from a fabulous weekend in Bournemouth at Jo Conroy's big birthday bash. She says: "Jo was celebrating her 40th birthday and the DJ's and choreographers for the weekend were Craig Bennett, Karl-Harry Winson, Robert Lindsay and Lizzie Clarke. The Saturday night party theme was 1970's disco so we all dressed up and partied until the early hours! It was a fabulous weekend, great fun and super food and hotel. Jo organised everything even though it was her party and the guys had such a job keeping her away from the music and the mike but they played a great mix of old and new dances and gave us all a really good time! Can't wait to go again next year!"

Daffodil Dancers

East Coast Liners and 50+ Fitness classes raised £1060 in aid of Marie Curie Cancer Care's Great Daffodil Appeal at their recent 'Daffodil Dance.' The Line Dance Party took place recently at Carlton Colville Community Centre, Lowestoft, Suffolk. Dancers were sponsored to learn and perform a new specially choreographed dance routine 'Mexicoma' for the event where dancers and non-dancers joined together for a fun packed evening wearing an abundance of yellow and daffodils with pride. Michael Page, one of East Coast Liners dancers dressed as a clown, again covered in daffodils for his sponsors. Dance and fitness instructor Norma Read, said: "We are so pleased with the success of the event, it's really good to know that while we all had such a good time how much the money raised will help Marie Curie Nurses provide more free care to terminally ill people in their own homes. This is our 7th year and we have now reached a total of just over £10,000, so a huge thank you to every-one who joined in and helped us achieve this fantastic amount, from finding sponsors, to providing raffle prizes and of course buying tickets making it a hugely successful event"

"In March 2013 we held our annual Daffodil Dance in aid of Marie Curie, Diane from Dy'N'Mo Dancers in Heacham, Norfolk, told us. "We raised a total of £200 and had a great evening. I would like to thank everyone for their support. During the summer we shall be having another social and this time monies raised will be for our local Hospice."

grapevine etc.indd 15 25/04/2013 11:57

Laughs All Round

1st Steps Linedance club hosted a workshop and social with Karl-Harry Winson. Stephanie told us: "Karl taught some excellent dances, his teaching style is patient and clear so no-one was left struggling. Karl also DJ'd and he kept us all amused with his dry humour. His effervescent, bubbly personality ensured we were laughing and dancing from beginning to the end of the event."

between the lines

Your chance to comment or let off steam ... drop us a line today.

Between The Lines
Linedancer Magazine
Southport PR9 0QA

editor@linedancermagazine.com

Confusing?

We have just completed our annual Yellow Week. We all wore yellow and there was a raffle in each class, raising money for Marie Curie Cancer Care. But there were some problems with the Daffodil Dance this year (and last year too). Because there were two dances and numerous different tracks of music that could be used, some people were disenchanted and not as enthusiastic as I would have hoped. For the easier dance, Blankety Blank, there were at least three different tracks of music. One track, Mexicoma – no tag, another track – 4-count tag, third track had a 16-count tag. And similar with Mexicoma. Danced to Mexicoma, no tag; danced to Your Captain Tonight a 4-count tag is needed. We were dancing two different dances to the same track of music. Also some dancers had previously done a different dance to Mexicoma. In fact, if you do an internet search there are a few dances by this name. All very confusing for the dancers.

I thought the idea of the Daffodil Dance was to engage everyone. For all the dancers to be involved. In my experience it isn't happening. We want to support this excellent cause. We have had class members and family who have benefited from the work that Marie Curie do. But in its present form the Daffodil Dance isn't working. What's wrong with one dance, one piece of music? A dance that is fun to do, and not too difficult, so that as many people as possible can join in and be on the dance floor at the same time. There are several choreographers who could fill this brief. Less confusion + more involvement = more money raised.

Rosa Butler, Liverpool

Forthcoming Charity Events

Wednesday 29th May 2013
Charity Line dance featuring Richard Palmer with all proceeds going to the Great North Air Ambulance. To be held at Eston Labour Club, Fabian Rd, Eston, Middlesbrough, Cleveland TS6 9RH. Tickets £5.00, pay at the door. Doors open 7.30pm.

Sunday 26th May 2013 & Sunday 25th August 2013
Line dance in aid of Macmillan Cancer Support from 2pm to 4. 30pm. At Town Hall Gardens, Lord Street (in front of Arts Centre), Southport. Programme and Music by Graham Mackey. Contact: Val Martyn-Beck – Tel 01704 550761 or Pam Walmsley – Tel 01704 226658.

grapevine etc.indd 16 25/04/2013 11:58

BEST OF BRITISH

Few names in the world of dance can make headlines. Arlene Phillips is one of them, she has become a household name in the UK. Although already a very well known figure in dance circles, she became a public personality after 'Strictly Come Dancing' as one of the show's most outspoken judges. She is now backing two of Strictly's greatest stars Vincent and Flavia in a new show, 'Midnight Tango' which is now on the road. She spoke to Laurent about her career and the new show.

Arlene.indd 2 25/04/2013 11:59

Laurent Saletto: First of all, thank you for chatting to me. Let us go back to the start if you don't mind Arlene. What is your background before you became a choreographer? Was dance always where it's at for you?

Arlene Phillips: Pretty much… I studied then taught dance in Manchester. It all started with ballet, which was my first love and I continued as a teenager studying many other genres. In my early twenties I found American jazz.

LS: How did your big break come about?

AP: It all really started for me when I created the dance group Hot Gossip from the very best students in my class of rock jazz, a new style of dance created by Molly Molloy at the Dance Centre in London.

LS: I remember Hot Gossip very well... What were those years like?

AP: The Hot Gossip years were incredible. Being given a day in a studio to record a dance number with whatever set and costumes and props your mind could invent was a luxury that I think only Hot Gossip ever experienced. The way the Hot Gossip numbers were shot and edited had never been seen before on British television and changed the way things were done forever more.

LS: You are internationally known for major works, from choreographing movies to videos, to huge stage shows. What do you actually prefer to do?

AP: As you would expect me to say, dance is my passion. I fall in love with everything I agree to do. For me it is all about creating and choreographing dance and I love all mediums.

LS: So, is there such a thing as a typical day in Arlene's life?

AP: There's no day in my life that's a typical day. I wake up one morning and I'm tap dancing with my assistants at eight am, the next day I am surrounded by dancers in the Lambazouk style. I am never bored!

LS: Fast track to 'Strictly'. Did you have any idea how big this show would become?

AP: I knew by the third show of the first series that this show would get into the hearts of the nation. Audiences love the glamour, the glitz, the hard work, the good AND bad celebrities and of course the professional dancers.

LS: I personally love your style on TV. You say what you mean and unlike many other judges, you are consistent in your opinions. How important is it to 'play the game' as a TV judge rather than be brutally honest?

AP: As far as TV judging goes, I'm always someone that's honest, direct and speaks from the heart, no matter what my heart is saying. However, to be a TV judge, often means you have to be an entertainer and whatever that means, you have to give the performance that the producers want.

LS: I guess that is the difficulty. But as I say I always loved your sense of reality. Whereas some 'play for the gallery' I never feel that with you. Now, you are also the producer of Midnight Tango with two of the hottest stars of Strictly. Why did you decide on those two dancers and that show in particular?

Arlene.indd 3 25/04/2013 11:59

BEST OF BRITISH

AP: Adam Spiegel the producer of Midnight Tango wanted to do a show with Vincent and Flavia, two dancers I fell in love with when I first saw them doing Strictly Dance Fever. He came to me and asked if I would be willing to co-produce the show with him as I knew his stars but also Argentine Tango. He felt sure I could engage audiences and reach the general public. We created the show from scratch with the addition of Karen Bruce, the director of the show.

LS: How did you come up with the concept of Midnight Tango? Was it a team effort or Flavia and Vincent's idea?

AP: The show is choreographed by Vincent and Flavia but ultimately the concept was talked through with Adam and Karen.

LS: Why did you want to produce that particular show as opposed to the many others I am guessing are on offer for you?

AP: Actually, Midnight Tango was the first live show I have been asked to produce. There have been many offers since then but I want to wait for what I think will be a sure fire hit before I go on to produce another show.

LS: The show is now on tour nationally in the UK, is that an important thing to do?

AP: So many shows are produced in London, it's important to take shows to everyone. It certainly isn't just London that loves Vincent and Flavia. We wanted to reach the whole nation and going on the road is the best way to do that!

LS: Any exciting plans for the future?

AP: Of course! I'm currently travelling between the UK and the US working on the Wizard of Oz as well as We Will Rock You. So plenty of things to do!

LS: I wanted to ask one last question….What do you think or know of todays' Line dance scene?

AP: I don't know an awful lot about Line dancing. However, I do love Line dance moves and I also love the talent of some of the dancers that incorporate so many of the genres into their Line dancing. I find it really exciting.

Midnight Tango starring Strictly Come Dancing's Vincent and Flavia is now on tour. For details see www.midnighttango.co.uk

Arlene.indd 4 25/04/2013 11:59

Ruben

Linedancer Magazine is an international publication and as such it is good to hear from choreographers all over the world.
Ruben Luna is from the USA and gives his thoughts on what Line dance means to him and the world at large.

Ruben.indd 1 25/04/2013 12:00

"My name is Ruben Luna and I am from California, USA. I was fortunate enough to grow up in Southern California where the weather is probably 70-75 degrees all year round. So as a child as you can imagine we took advantage of being outdoors a lot and as a youth I was able to play lots of sports, I tried them all.

"When I was at college I took my first modern dance class. That was my first exposure to dance and little did I know I would still be dancing now. After leaving school I moved to New York for a period of time, I travelled a lot, I got to see most of the east coast, drove through Canada and I found my way home about eight years later. I started working in marketing and advertising. This is when I met my wife, Susanna, of 17 years.

Ruben's love of Line dancing began several years ago thanks to his wife. "If it wasn't for Susanna I would not be dancing today. She had a couple of friends who were dancing in their garage with a private instructor, there were two couples and they kept boasting how much fun they were having, dancing, socialising, enjoying the music, exercising. So of course she got all motivated and she wanted to go, she asked me and I said 'NO WAY'. I think because of my preconceived notion of Line dance and country, although I do like country music I couldn't listen to country with every song.

"She kept asking me for about three weeks but I still wouldn't go until I finally said, 'Okay I will go just one time and if I don't like it please don't ask me again, I will show my support to you by going this once.' The first dance we learnt was Black Velvet, I picked it up quite easy and the instructor was pleased with me, the next challenging dance was Crabbucket by Gerard Murphy and I couldn't believe I got it. I loved the music and I thought it was the coolest dance ever and most of all, this is FUN. Of course I couldn't tell my wife that. On the way home she asked me what I thought and I said, 'yeh it was okay'."

Well it only took that one time to get Ruben hooked. He went from not wanting to dance to dancing four to five times a week. "What I love about Line dancing, well there are a couple of things really. The fact that you are able to travel, meet up with people that have similar likes, dance addicts you could call them, the fact that you can dance and talk about dance. The social and creative aspect of it, those are the things I enjoy about Line dancing.

"About a year after I started dancing I discovered there were competitions not only for dancing but for choreographing as well which I thought was interesting. My instructors at the time were Doug and Jackie Miranda and I asked them if they thought I would be capable to choreograph a dance, they said yes, we'll help you and support you, so I decided to give it a go.

"I still have ambitions that I would love to achieve. I would love to travel to more parts of the world that I have not yet visited, I've never been to Australia, Asia and if Line dancing can take me there I think that would be great. I think I would like to try, one day in the future, to hold an event. As a business owner I see all the hard work that goes in to it and see all the folks who make it a successful event. I would like to do it one time just to show to myself that I can do it and do it right, I think that would be one thing that I would still like to do.

"To sum up Line dance I think I would have to say, freedom of expression through body movement and music. On a lighter note, I guess I would say, a bad day of Line dance sure beats a good day at the office any day."

onlinedancer WEEKLY

Watch out for Ruben's full video interview out soon in onLinedancer Weekly.

Ruben.indd 2 25/04/2013 12:00

LINE DANCING WEEKEND AT The Gleneagle

HOTEL & APARTMENTS
KILLARNEY

IN ASSOCATION WITH **LINE DANCE IRELAND**
HOSTED BY **HELEN CONROY LINE DANCE IRELAND**

We cater for all types of dance levels styles & music

20TH 21ST 22ND SEPTEMBER 2013

2 Night B&B
Entry to Dancing Fri & Sat
Daily Workshops
ONLY €119PPS

2 Night B&B, 1 Dinner
Entry to Dancing Fri & Sat
Daily Workshops
ONLY €139PPS

1118557

Quote Line Dance Ireland +353 (0)64 6671550

Further info call Helen +353 (0)86 8663696
www.**gleneagle**hotel.com

we do it at... The Gleneagle

★★★SWN Y MOR★★★
COUNTRY & WESTERN WEEKEND

13th-15th SEPTEMBER

WANTED
ALIVE & DANCING

★GREAT ACTS★
Trillbillys • Mike Kelly • Calico • Mike McCoy
Marty Smith • McKenzie Duo

STARTS 7.30PM
ON FRIDAY 13TH SEPTEMBER

FOR MORE INFO CONTACT
STEVE ROWLEY ON 07875339365

SUNBOURNE LIMITED

1118689

CAMPING AND STATIC VANS AVAILABLE ON REQUEST CALL 01970 871233

Swn y Môr Holiday Park, Borth, Ceredigion, SY24 5JU Telephone: 01970 871233
www.sunbourne.co.uk


Your hosts are
Betty Drummond & Steve Healy

Dance on the Med!

— Departs 13 October 2013 • 7 nights —

Think **sunshine**, think **luxury**, think **all inclusive** … this year Linedancer goes **to sea!**

In association with Liverpool Cruise Club and Pullmantur Cruises, you will join the Pullmantur *Empress* in Malaga then cruise to Sardinia, Rome, Ajaccio, Palma and Valencia. With large lounges, nightly shows, swimming pools, spas and great casinos the Pullmantur *Empress* has it all.

THE PRICE INCLUDES ALL OF THIS:

- **FLIGHTS**
  from UK to Malaga, with transfers to and from the ship.
- **AIR CONDITIONED INSIDE CABIN**
  with private facilities and satellite tv.
- **ALL INCLUSIVE**
  means that all your food AND drinks are included.
- **LINE DANCING** sessions throughout the week!

With so much included in the price, don't miss the boat for your best Line dance party on the Med …

BOOK NOW! from **£779**pp

based on 2 sharing inside cabin
Outside and single cabins available at extra cost.
Gratuities of 75 Euro payable on board.

LIVERPOOL CRUISE CLUB

Linedancer

PLACES STRICTLY LIMITED **0800 655 6448**

All events listed are for guidance only. Hosts may be there for all or part of holiday. Pullmantur booking conditions apply to all bookings.

1118697

Join Linedancer online . . .

- **Instantly cheaper**
  SAVE OVER 16% on the cover price and get your magazine delivered to your door POST FREE†
- **Instant access**
  to the LARGEST and MOST COMPREHENSIVE online community dedicated to Line dancing
- **Instant benefits**
  including scores of FREE MUSIC DOWNLOADS, hundreds of instructional VIDEOS, thousands of DANCE SCRIPTS and so much more

All for just £30* per year

One year website access and 12 editions of the magazine
* online price only; † includes delivery of the magazine to any UK mainland address

www.linedancermagazine.com

1104555

1104555 subspages_online.indd 1 26/04/2013 09:32

A BLOOMING Great Weekend

Fortunately, by the time I began my journey with UCWDC Intermediate Female Silver Line Dance World Champion Cathy Martinez, the roads were clear. Our destination was to the picturesque small town of Zuiddijk a few kilometers North of Amsterdam. What a surprise on arriving at the hotel Rijpereilanden where the event was taking place. The hotel buildings are surrounded by canals, beside which, is a huge collection of vintage vehicles – cars, buses, rail wagons etc.

The director of the event Michel Platje welcomed us warmly, Michel, a giant of a man at 6' 7", has directed The Tulip Challenge for five years together with his partner Anita. One by one familiar faces started to arrive, comprising of judges, Brigitte Zerah, Ann Cummingham, Louis Van Hatten, Roy Hoeben, Audrey Gendre and Jeremie Tridon, competitors from many European Countries, Mr. scorer Bruno Vastel and everyone's' favourite DJ, Tommy Weafer.

This original hotel held more surprises in that the ballroom is in renaissance style, complete with a minstrels' gallery, a huge wall painting in the style of Rembrandt, dainty chairs and a lovely sprung floor. That was the setting for the competitions and open dancing. The competitions began with original choreography, teams, and Rising Star and Superstar imposed dances.

Original Choreography is a division where anyone may enter dances they have created. Two dances stood out for me, a Rock 'n' Roll 'Jailhouse Rock, presented in exuberant fashion by a Lithuanian troupe Linedance LT. Three French ladies presented their 50's style number 'Ladies Boogie' dressed in authentic costumes. Cathy presented her phrased two-step dance Mady n'Bang which featured music sung in French by a French Canadian singer!

The youngsters let loose in Renegade. Here, dancers have an hour to produce a dance to previously unknown music. It calls for endurance, originality and technical transitions through the various styles of modern Line dance, as well as showmanship.

After the awards for the aforementioned competitions, open dancing with Tommy finished the evening while the judging and competition staff relaxed in the bar area, shooting the breeze. It was here that I learnt more about the exciting development that has the Country competitive world buzzing, the inclusion, for the first time, of our dance form into the prestigious World Dance Games in Taiwan in September. These Games are the dance equivalent of the Olympics and are organised by the World Dance Sport Federation. The representating body for the UK is the UKcldsf under the direction of Steve and Yvonne Dunn.

While competition continued on Saturday with Line dance and pro-am, workshops by leading choreographers such as Darren Bailey, Matt Oakley who also EmCd, and Roy Habisubroto were being held in a separate room.

Watching the competition I cannot help but be struck by how much the dance technique and performance has advanced over the years. The beauty of these competitions is that they are

Blooming great weekend.indd 1 25/04/2013 12:02

In this winter of discontent it was more like snowdrops than tulips on the drive up to the Dutch UCWDC event The Tulip Challenge. Two days before setting out by car from Paris the whole of the North of France was paralyzed by a heavy snow fall unusual for the season. But Maureen Jessop made it and here is her report!

open to all ages of dancer, all shapes, it makes no difference to the quality of their dancing. Young ladies such as Rising Star (under 18) Mallaurie Gysels (Belgium) stuns us with her agility, grace and sparkle shown in her solo medley as a cinema usherette dancing to film theme music in a 50's style uniform. At the other end of the age scale we have Crown (over 40) contendent Jacky Razafiniaina (Madagascar) making his debut in this category as a Mexican immigrant seeking the American Dream.

The theme of the Saturday evening party was Men in Black and Pink Ladies! A star-studded troupe of dancers including former and actual Superstar stars, Raymond Sarlemijn, Roy Hadisubroto, Roy Hoeben, Jeremie Tridon, Jon DE Knights, Darren Bailey, Matt Oakley, Audrey, and a line-up of Pink ladies treated us to a show on the Men in Black films, bringing the house down. I got a big surprise when an old friend and former pillar of the Dutch dance events Hub Haanen and his wife came to say hello. It had been many years since we had last met, so we had a lot to catch up on.

This is an important feature of these events; we meet up with old friends and make new ones. This is something that Michel holds dear. He wants his event to remain a small friendly, family type event, assuring that everyone has a good time in the extraordinary setting as is this hotel and at an affordable price. This year he added a surprise; a tattooist who actually tattooed the daring there at the event. Tattoos are becoming more and more popular among the dancers and an incredible display in body art could be seen.

After a Saturday evening of open dancing and socializing, until the early hours for many, Sunday proceeded with more pro-am and the solo medleys of the Super, including UK's own Jon DE Knights, Rising and Crown stars before the moment the competitors had been awaiting – the results. Too many to mention but I was glad to see many friends getting first and second places…

All that was eventually left for us to do was to pack our bags, say our fond farewells, and head off to spend a couple hours in Amsterdam before the snow-free return to France. A great weekend and one that I for one cannot wait to go back to.

Full results:
www.tulipchallenge.com

For further information on the World DanceSport Games:
www.UKcldsf.com

Blooming great weekend.indd 2 25/04/2013 12:02

Making the

Line dance in France has well and truly exploded. The hobby is omnipresent in townships, small villages and everything in between. But some clubs and associations are not just content to meet and learn the dance of the day, far from it. Franck Boucheraud and Ulrich Bernard are two guys who started out with a clear defined idea and have followed suit year on year.

We have already met Country Club route 45, a French dance club in the regions of Orleans in these very pages. Franck and Ulrich are behind the success story of the club. Starting out as a simple idea to fill a void in the local market, both organizers always wanted to represent the best not just in Country but in Line dance altogether. Franck says: “We just wanted to share our passion with other dancers and not just seem to be elitist.”

Franck’s statement is obviously true when you meet some of the dancers of the club. Each year, a group comes to the CBA and have done so on quite a few occasions now. Some of the members also performed during the Gala night in 2011 and brought the house down. In a show, where excellence is the common denominator, Country Club Route 45 not only proved their worth but also that they could hold their own as any other dance group from any part of the world.

Both Franck and Ulrich are pioneers in a way as they constantly strive to bring the very best that Line dance has to offer to the club and its members. Each year, a special day event is held, the Country & Line dance Day, and each year, the guest choreographers and instructors are true International names. The accent is always on being a “step ahead” and Franck and Ulrich pride themselves in introducing many new faces and styles of Line dance to France. In a way, Country Club Route 45 can boast of being a groundbreaker in as much as dancers meet and get to dance well ahead of their time choreographies in

Making a difference.indd 1 25/04/2013 12:06

Difference

France during the event.

In the past, Maggie Gallagher, Robbie McGowan Hickie, Craig Bennett, Ivonne Verhagen have made the headlines, often when relative unknowns still in France. This year, faithful to that desire of giving something new and exciting to the dancers, Alison and Peter were the guests. The event as one would expect was a great success and the choreographers themselves could not be more delighted with the amazing organization that is the Country & Line dance day.

They said: "We have just returned from a fantastic Line dance weekend in Gidy, France, organised by Country Club Route 45. Many thanks to Franck Boucheraud and their entire team who put on a terrific event."

With three different levels of workshops (Intermediate, Improver, and Beginner) organised in three sessions throughout the afternoon, there was something for everybody.

Dances taught included Our Generation and Where The Wind Blows for the Intermediates, Come Crawl With Me and Starting Something for the Improvers, and LDF and Whispering Your Name for the Beginners. Again an eclectic choice sure to please everybody.

Alison and Peter add: "The level of the dancers was so good that we were able to add an additional dance in the Improver section - Hard To Be A Lady, and in the Beginner section (a challenge!) - Bread On The Table. After a delicious home cooked buffet dinner by the dancers in attendance we danced all night long. Dancing continued until around four am."

One of the things that everyone always comments on is the friendliness of the group. The day in 2013 was no different.

"Peter and I cannot thank all the dancers who came out for the day and joined not only in the workshops but during the evening reviews and social dancing enough. You made us feel so welcome. Looking forward to being with you all again, hopefully in the not too distant future!"

It seems that Country Club Route 45 is not just a place where fun and dancing go hand in hand but also where quality and consistence are important too. Franck reckons that next year will be even better…. Something to look forward to for dancers and guest!

Making a difference.indd 2 25/04/2013 12:06

THE FUN OF A BOOT CAMP

Maureen and Grrowler's Boot Camp events are legendary in the UK and it is not too difficult to understand why. Fun of course and plenty of it but also fantastic guests and workshops make this event one not to be missed by many dance fans. Here is John's report.

Our most recent Boot Camp was held at the Cairn Hotel in North Yorkshire at the beginning of March. We always try to have magic names invited as guests and this year was no different with Adrian Churm, Ryan King and legendary Rob Fowler.

These guys really made the difference and taught amazingly good dances. I have to say that normally I come away from an event only wanting to teach a couple from the selection on offer, but this year alll the dances taught are worthy of a place in the dance charts. I know I sound biased as it was my own event but those who know me well know I am, if anything, an honest guy.

Maureen and I support the Line Dance Foundation as we believe it to be a great cause and it was great to see Cathy Hodgson, who was also in attendance on the Friday evening, prior to going to the LDF event in Manchester the following day. She taught the dance written for the Line Dance Foundation - "LDF (Let's Dance Forever)" by Alison and Peter, and it went down very well.

As is the "norm" for our Boot Camp weekends, Friday evening is Pyjama Night. Saturday evening's theme was "Professions" and our workshops are Combat Fatigues. I realise it sounds as though we don't like wearing proper clothes but it does make for a really fun-tastic event and though fancy dress is purely optional, the large majority of attendees take part whole heartedly.

We always have a great parade on Saturday evening and this year, the judges were our guest choreographers. The winners were Dave and Nicole Stamp - dressed as a US motorcycle policeman and a female officer, with second prize going to Dawn Garsides - dressed as a french maid.

On Saturday we had a surprise visit from Johnny 2 Step – I have to report that he is still as crazy as ever. This fact really came to light during our choreographers' special performance of "It's A Beast" a spectacle thoroughly enjoyed by the crowd. However Adrian's "Dancing Duck" is an image that I will carry with me for a long time to come. You had to be there, though some probably would argue with me.

The fun of Boot Camp.indd 1 25/04/2013 12:08

Maureen, Mrs. GRR! kept herself busy knitting scarves for the LDF charity. A lot of scarves were purchased at the event, with the surplus going for sale at the LDF function in Manchester (Cathy Hodgson took them with her and more or less sold out fairly fast!)

Incidentally, our class in Hull has given Maureen a new name because of the amount of knitting she does. I can see you all wonder what it is… Madame "Grrowler" Defarge, because she sits and knits while the class goes through it's paces learning new dances. I am not so sure the dancers in our midst are that Dickensian though… We are quite a modern little group.

For us both our Boot Camp is a wonderful yearly treat where we see people on our own turf as it were and we can only thank our guest choreographers for all their hard work as well as our gratitude for the fun and the spirit of all those who came from far and wide.

Our next "Boot Camp" weekend will be in Scarborough, North Yorkshire, 28 Feb - 02 Mar 2014 and this one promises to be a lot of fun too…

Till then

LUV & XXX's
from Maureen and Grrr

Dances taught were:

ROB FOWLER
"Not Enough" (Rob & Lianne Fowler)
40 Count, 4 Wall, Beg.
Music : "Not Enough" by Queen Lafitah & Dolly Parton

"Driven" (Rob Fowler)
84 Count, 2 Wall. Int
Music "Drive" by Casey James

"Cool Cat Swing"
(Rob & Leanne Fowler)
48 Count, 4 Wall, Int
Music : "A Cool Cat In Town" by Tape Five ft. Brenda Boykin

"Don't Rush"
(Rob & Leanne Fowler)
32 Count, 4 Wall, Int.
Music: "Don't Rush" by Kelly Clarkson ft. Vince Gill

ADRIAN CHURM
"Voodoo Jive" (Adrian Churm)
64 Count, 2 Wall, Int
Music: "Voodoo Voodoo" by Mike Sanchez ft Imelda May

"Bebbo's Bubble" (Adrian Churm)
48 Count, 4 Wall, Int
Music: "Bubblin'" by Blue ft. L.A.D.E.

RYAN KING
"My Kind Of Love" (Ryan King)
32 Count, 4 Wall, Imp/Int
Music: "My Kind Of Love" by Emeli Sande

"It's A Summer Thing"
(Ryan King)
32 Count, 4 Wall, Imp/Int
Music: "A Summer Thing" by Troy Olsen

The fun of Boot Camp.indd 2 25/04/2013 12:09

albumreview

from TIM RUZGAR, Linedancer Magazine's resident music reviewer

BRAD PAISLEY
WHEELHOUSE

ARISTA NASHVILLE/SONY MUSIC

Brad Paisley needs no introduction as he is just about the biggest male name in country music.

He has won countless awards and since the release of his debut single 'Who Needs Pictures' he has racked up a host of number one singles and albums.

Brad has paid a few visits to the UK, his music has been enjoyed by Line dancers over the years and now he releases his most ambitious project to date.

Brad's opening song ***Southern Comfort Zone*** (80bpm) was a recent No1 in the States and Brad shows on this track why he is still top of his game, it's a fantastic song with a climatic ending.

Beat This Summer (75bpm) is a cool up-tempo number with a catchy hook, Brad's awesome guitar picking and it should have some dances written to it soon.

Outstanding In Our Field (90bpm) features Dierks Bentley and this is a superb sing-along track with a strong dance beat and it's a fine dance prospect.

Pressing On A Bruise (106bpm) features Mat Kearney and once again Brad gives us a super country track, this one has a driving beat and again it would make a cracking dance track.

I Can't Change The World (80bpm) is one of my favourite songs on the album, not really a dance track but a stunning song nonetheless.

Karate (136bpm) features the great Charlie Daniels, Sheryl Crow and even a choir! This is a very clever track which is a delight to listen to.

Harvey Bodine (130bpm) Brad loves to have fun tracks on his albums and this one is no exception as it features Eric Idle. It might be good for a fun Beginner dance.

Tin Can On A String (70bpm) this nightclub two step is a good country tear jerker, delivered in Brad's own inimitable style.

Death Of A Single Man (88bpm) the mood changes completely with this western swing style track.

The Mona Lisa (134bpm) This will surely be a massive cross over hit, this is more Coldplay than Alabama but having said that it is simply a fantastic track of music!

Accidental Racist (70bpm) features LL Cool J on this very emotive song, whilst ***Runaway Train*** (108bpm) allows Brad to showcase his amazing guitar skills.

Those Crazy Christians (86bpm) is a thought provoking song that demands to be listened to.

Officially Alive (128bpm) is a feel good song with a full choral backing and a powerful message.

There are four bonus tracks firstly, ***Yankee Doodle Dixie*** (118bpm) short and sweet, ***Facebook Friends*** (100bpm) extolling the virtues of the internet, ***Get Even*** (108/216bpm) a brilliant two step dance track and lastly an amazing acoustic version of ***Southern Comfort Zone***.

Brad Paisley has taken a risk with this album but firmly believes that it will gain him many new fans to an already huge army of followers. This is an outstanding album and you should get your copy now.

DANCE **4** · LISTEN **5**

Albumreviews.indd 1 25/04/2013 12:10

NEW RELEASES

If you are looking for inspiration or new music, this is where you will find it.

We give you the low down and the buzz on some of the new albums about to be released in our occasional series.

THE SHOCKING MISS EMERALD

Caro Emerald

The Shocking Miss Emerald is the second studio album from Dutch singing sensation Caro Emerald. The album promises more of the same jazzy pop songs that defined her smash hit debut Deleted Scenes from the Cutting Room Floor, inspired in part by the cinema and music of the 1940s and 50s.

The main theme, if you will, of 'The Shocking Miss Emerald' is style. Style has always played an important role in the Caro Emerald world, and this album emphasizes Caro not only as a great singer, but also a sophisticated and timeless style icon.

The album 'The Shocking Miss Emerald' was released in Europe beginning of May. Caro Emerald and her band will play several shows this spring and summer.

AMERICAN HEARTLAND

Various Artists

American Heartland brings together 47 beautiful songs that capture the spirit of America, on one stunning, contemporary album. Many of these songs are familiar as the theme songs or featured tracks in American hit TV shows and films. The album includes the theme to 'True Blood' and 'One Tree Hill' alongside the lead track from critically acclaimed film 'Country Strong' sung by Tim McGraw with none other than Hollywood A-Lister Gwyneth Paltrow. Train's 'Hey Soul Sister' was first brought to the masses through a performance on '90210'.

GOLDEN

Lady Antebellum

Golden is the fourth studio album by the American Country music trio Lady Antebellum. The album was preceded in January 2013 by lead single 'Downtown', which has peaked at number two on the Hot Country Songs chart and at number one on US Country Airplay.

The band has described the track 'Goodbye Town' as "one of their favourite productions" on the record.

THE MINUTES

Alison Moyet

On May 6th Cooking Vinyl are proud the present 'the minutes', a new album by world-renowned musical icon Alison Moyet, who has achieved sales of more than 20 million, both as a solo artist and half of influential duo Yazoo.

Her first album since 2007,'the minutes' was produced by Guy Sigsworth, known for his work with Robyn, Björk, Goldie and Madonna. It finds Alison's voice as strong and seductive as ever, with immaculate-quality songs that are powerful, dramatic and captivating.

It's experimental, but also keeps standards high-in-line with her illustrious track-record of pop hits. Clearly indicating a new artistic lease of life,'the minutes' is arguably Alison's most creatively- brimming album ever. It has subtle parallels to her synthpop past, but is also bang up-to-date, taking in elements of high-end pop smashes, R&B, modern club sounds and electronic experimentation.

new releases.indd 1 25/04/2013 12:12

MAGNETIZED

It has been an incredible 25 years since JHJ made headlines as being one of the most fondly remembered and successful band of the late Eighties. Their new album is called MAGNETIZED and Laurent asks "Was it worth the wait?"

And the answer is a resounding yes. Cast your minds back to 1987. The song Shattered Dreams was the first release from the band and it was going to be a phenomenal hit all around the globe, even making it in the USA, a feat near impossible even today. Many an established singer has tried and failed but for this young UK pop band to make it so big was quite amazing. Songs like Turn Back The Clock, I Don't Want To Be A Hero and Heart Of Gold swiftly followed, eventually spawning the release of the album "Turn Back The Clock" which became a double platinum selling more than four million copies worldwide.

Clark Datchler and Mike Nocito were Johnny Hates Jazz and are still together 25 years later. As many Eighties revival bands they could just be content to sing their old hits, but they wanted more. And so, in 2013, the two men are now releasing this follow up album which will please all their long standing fans as well as introducing a fresh and contemporary sound, though still unmistakably a Johnny Hates Jazz sound to a legion of new listeners.

It is worth noting that as fortune would have it, the band is now produced by John Wooler the very person who signed them to Virgin Records way back in 1986. Magnetized is widely anticipated as one of the top albums of 2013 and it is not difficult to hear why.

Magnetized took two years to complete and in my opinion, it is a great collection of songs, all boasting of the same catchy melodies that made the band so famous 25 years ago as well as some really nice lyrics. The band has grown up and it does feel as though the songs are more about Johnny Hates Jazz's own journey with texts about missing opportunities, reflective thoughts about materialism and sadness at the end of someone's

Magnetized.indd 1 25/04/2013 12:14

life. It's all in there and is powerful, beautifully produced and engaging.

But make no mistake, this is not a succession of maudling tunes from a couple of yesterday superstars. Johnny Hates Jazz were always a great pop group and have remained as such. Pop is a very difficult market to flourish in but Magnetized is a great collection of songs that you will find yourself humming to and remembering for a long time to come.

25 years ago, the album Turn Back The Clock was an album defining an era, sung by two young guys who had the world at their feet and plenty of experiences to come. Today, Magnetized is the natural follow up, full of Eighties vibes, yet of today's flavour. We may have had to wait a quarter of a century but it is quite wonderful to once again, get back to the unmistakable sound of Johnny Hates Jazz.

Magnetized.indd 2 25/04/2013 12:14

Linedancer Shoes

Add an extra spring to your step with a new pair of shoes from the Linedancer shoe range in association with Roch Valley one of the UK's leading dance shoe manufacturers. Linedancer Magazine aim to offer a wide range of dance shoes for every taste, style and occasion. To download a free catalogue or shop on-line visit our website.

Classic Oxford

RV

- Black Leather Upper, Leather Sole
- 2" Heel
- Sizes 2-8 UK

£36.95*

Francesca (Wide Fit)

RV

- T-Bar with Diamante Buckle
- Black/Silver Glitter
- Leather Lining • 1.5" Spanish heel
- Sizes: 3-8 (inc 1/2 sizes)

£48.95*

Greek Sandal

RV

- Black, Pink, White, Black Hologram, Silver Glitter,
- 1" Heel, Suede Sole
- Elasticated Ankle Strap
- Sizes 2-8 UK

from £25.95*

Impact Sneaker

RV

- Black or Black & Pink
- Nylon and Synthetic Nubuck Upper Lace Tie with Arch Overlap Lightweight polyurethane sole
- Sizes 2-12 UK

£26.45*

www.linedancermagazine.com

OR CALL 01704 392 300

ORDER BY POST: LINEDANCER MAGAZINE
CLARE HOUSE, 166 LORD STREET, SOUTHPORT PR9 0QA

POSTAGE - UK: FREE EUROPE: £4 PER ITEM REST OF WORLD: £7 PER ITEM

1118598§

PLEASE NOTE DELIVERY OF SOME SHOES CAN TAKE UP TO 14 DAYS.
***Prices quoted are based on members price. Non-members price will be higher.**

NOW AVAILABLE: Full catalogue now available to download from our website. Browse at your leisure, viewing different angles and features of all sneakers and shoes in our range.

1118598 Shoe Ad.indd 1 26/04/2013 09:27

THE LDF NEEDS YOU

LDF NATIONAL DAY
15th March 2014

This year's LDF National Day was, without doubt, a huge success in Milton Keynes and Manchester with over £2K donated.

So successful that they are doing it all over again. And you can buy your tickets right now … early birds can save money as well.

Some folks were disappointed that they left things a bit late this year, so if you intend to go, book right away.

If you do, not only will you know you're in for a fabulous day, but you will also be helping the LDF … AND SAVE MONEY TOO!

MANCHESTER LDF EVENT
Forum Hall, Wythenshawe, Manchester
12.00pm until late!

Lots of fun and top choreographers ready to entertain you: **Alan Birchall**, **Pat Stott** and **Charlotte Macari** have already signed up with more to follow soon.

In 2013, this event was a huge success for Claire, Steve, Sandra and Jamie and they are determined to make the 2014 event even bigger and more fun. They are pulling out all the stops so don't miss this chance to have a great day out and do some good as well.

Limited spaces only SO BOOK NOW!

Contact Claire on 01939 236 773 or email her at : dancemad@hotmail.com

MILTON KEYNES LDF EVENT
Wavendon Community Centre, Wavendon, Milton Keynes
2.00pm until late!

Kim and her friends can organise a party for sure. This year, many top names were at the event and for 2014 Kim promises to surpass herself.

Dee Musk, **Karl Harry Winson** will be there and the fantastic **Natalie Thurlow** will sing in the evening. With more surprises set to happen, LDF day will be nothing short of fabulous!

The hall is not very big so the spaces are very limited. **A quick booking is recommended.**

Contact Kim on 07967 096 472 or email her at: kim.ray@hotmail.co.uk

PRICES : You can go to either event at the EARLY BIRD DISCOUNT OF £3 PER PERSON!

Book now and pay just £12 per ticket for hours and hours of social dancing, great workshops and inspired madness.

Tickets will rise to £15 from 31st August 2013.

LDF NEEDS YOU.indd 1 25/04/2013 12:15

linedancer
www.linedancermagazine.com

Approved by:

Back To The Wild Side

2 WALL - 32 COUNTS - BEGINNER

Steps	Actual Footwork	Calling Suggestion	Direction
Section 1	**Grapevine Right With Touch, Grapevine Left With Touch**		
1 – 2	Step right to right side. Cross left behind right.	Side Behind	Right
3 – 4	Step right to right side. Touch left beside right.	Side Touch	
5 – 6	Step left to left side. Cross right behind left.	Side Behind	Left
7 – 8	Step left to left side. Touch right beside left.	Side Touch	
Section 2	**Forward Touch, Back Touch, 1/4 Turn Touch, Side Touch**		
1 – 2	Step right forward. Touch left beside right.	Forward Touch	Forward
3 – 4	Step left back. Touch right beside left.	Back Touch	Back
5 – 6	Turn 1/4 right stepping right to right side. Touch left beside right. (3:00)	Turn Touch	Turning right
7 – 8	Step left to left side. Touch right beside left.	Side Touch	Left
Section 3	**Forward Lock Step, Hold, Step, Pivot 1/2, Step, Hold**		
1 – 4	Step right forward. Lock left slightly behind right. Step right forward. Hold.	Right Lock Right Hold	Forward
5 – 6	Step left forward. Pivot 1/2 turn right. (9:00)	Step Pivot	Turning right
7 – 8	Step left forward. Hold.	Step Hold	Forward
Section 4	**Forward Lock Step, Hold, Jazz Box 1/4 Turn, Touch**		
1 – 4	Step right forward. Lock left slightly behind right. Step right forward. Hold.	Right Lock Right Hold	Forward
5 – 6	Cross left over right. Step right back.	Cross Back	Back
7 – 8	Turn 1/4 left stepping left to left side. Touch right beside left. (6:00)	Turn Touch	Turning left
Ending	**Wall 12 (section 1, after first 4 counts): Grapevine Left 1/2 Turn**		
5 – 6	Step left to left side. Cross right behind left.	Side Behind	Left
7 – 8	Turn 1/2 left stepping left forward. Step right beside left.	Turn Together	Turning left

Choreographed by: Mark & Shelly (UK) April 2013

Choreographed to: 'The Wild Side Of Life' by Pirates of the Mississippi from CD Original Hits - Country; download available from amazon.co.uk or iTunes (32 count intro from heavy beat)

36 BackToTheWildSide.indd 1 25/04/2013 12:16

STEPPIN'OFF THEPage

Linedancer
www.linedancermagazine.com

Approved by:

Mr Baker Street

4 WALL - 32 COUNTS - BEGINNER

STEPS	ACTUAL FOOTWORK	CALLING SUGGESTION	DIRECTION
Section 1	**Walk, Walk, Side Rock, Behind Side Cross, Chasse**		
1 – 2	Walk forward right. Walk forward left.	Right Left	Forward
3 – 4	Rock right to right side. Recover onto left.	Side Rock	On the spot
5 & 6	Cross right behind left. Step left to left side. Cross right over left.	Behind Side Cross	Left
7 & 8	Step left to left side. Close right beside left. Step left to left side.	Side Close Side	
Section 2	**Back Rock, Grapevine With Touch, Step, Pivot 1/4**		
1 – 2	Rock back on right. Recover onto left.	Rock Back	On the spot
3 – 4	Step right to right side. Cross left behind right.	Side Behind	Right
5 – 6	Step right to right side. Touch left beside right.	Side Touch	
7 – 8	Step left forward. Pivot 1/4 turn right. (3:00)	Step Pivot	Turning right
Section 3	**Cross Shuffle, Side Rock, Behind Side Cross, Point, Together**		
1 & 2	Cross left over right. Step right small step right. Cross left over right.	Cross Shuffle	Right
3 – 4	Rock right to right side. Recover onto left.	Side Rock	On the spot
5 & 6	Cross right behind left. Step left to left side. Cross right over left.	Behind Side Cross	Left
7 – 8	Point left to left side. Step left beside right.	Point Together	On the spot
Section 4	**Point, Together, Coaster Step, Stomp, Stomp, Back Rock**		
1 – 2	Point right to right side. Step right beside left.	Point Together	On the spot
3 & 4	Step left back. Step right beside left. Step left forward.	Coaster Step	
5 – 6	Stomp right beside left. Stomp left beside right.	Stomp Stomp	
7 – 8	Rock back on right. Recover onto left.	Rock Back	

Choreographed by: Matthew Grocott (UK) March 2013

Choreographed to: 'Baker Street (Radio Mix)' by Peter Sax (130 bpm) from CD S-A-X; download available from amazon.co.uk or iTunes (start on main vocals - 'Winding your way down ...')

Watch & Learn

A video clip of this dance is available at www.linedancermagazine.com

37 MrBakerStreet.indd 1 25/04/2013 12:17

linedancer
www.linedancermagazine.com

Approved by:

Back In The Day

4 WALL - 32 COUNTS - BEGINNER

STEPS	ACTUAL FOOTWORK	CALLING SUGGESTION	DIRECTION
Section 1	**Walk, Walk, Forward Shuffle, Forward Rock, Coaster Step**		
1 – 2	Step right forward. Step left forward.	Right Left	Forward
3 & 4	Step right forward. Close left beside right. Step right forward.	Right Shuffle	
5 – 6	Rock left forward. Recover onto right.	Rock Forward	On the spot
7 & 8	Step left back. Step right beside left. Step left forward.	Coaster Step	
Section 2	**Forward Rock, Back Shuffle, Back, Back, Coaster Step**		
1 – 2	Rock right forward. Recover onto left.	Rock Forward	On the spot
3 & 4	Step right back. Close left beside right. Step right back.	Shuffle Back	Back
5 – 6	Step left back. Step right back.	Back Back	
7 & 8	Step left back. Step right beside left. Step left forward.	Coaster Step	On the spot
Section 3	**Jazz Box, Jazz Box 1/4 Turn**		
1 – 4	Cross right over left. Step left back. Step right to right side. Step left forward.	Jazz Box Step	On the spot
5 – 7	Cross right over left. Step left back. Turn 1/4 right and step right to side.	Jazz Box Turn	Turning right
8	Step left forward.	Step	Forward
Section 4	**Touch, Clap, Together (x 2), Heel Switches, Kick Ball Change**		
1 – 2 &	Touch right to right side. Clap. Step right beside left.	Touch Clap &	On the spot
3 – 4 &	Touch left to left side. Clap. Step left beside right.	Touch Clap &	
5 &	Touch right heel forward. Step right beside left.	Heel &	
6 &	Touch left heel forward. Step left beside right.	Heel &	
7 & 8	Kick right forward. Step down on right. Step left beside right.	Kick Ball Change	

Choreographed by: Dan Albro (US) March 2013

Choreographed to: 'Back In The Day' by Jessta James from CD Single; download available from amazon.co.uk or iTunes (48 count intro)

Watch & Learn

A video clip of this dance is available at www.linedancermagazine.com

38 BackInTheDay.indd 1 25/04/2013 12:17

STEPPIN'OFF THE Page

Approved by:

Linedancer
www.linedancermagazine.com

Tickle Mix

4 WALL - 32 COUNTS - IMPROVER

Steps	Actual Footwork	Calling Suggestion	Direction
Section 1	**Stomp Up, Kick, Sailor Step (x 2)**		
1 – 2	Stomp up right foot. Kick right forward to right diagonal.	Stomp Kick	On the spot
3 & 4	Cross right behind left. Step left to left side. Step right to place.	Right Sailor	
5 – 6	Stomp up left foot. Kick left forward to left diagonal.	Stomp Kick	
7 & 8	Cross left behind right. Step right to right side. Step left to place.	Left Sailor	
Section 2	**Forward Rock, Shuffle 1/2 Turn, 1/2 Turn, Step Back, Coaster Step**		
1 – 2	Rock forward on right. Recover onto left.	Rock Forward	On the spot
3 & 4	Shuffle step 1/2 turn right, stepping - right, left, right.	Shuffle Half	Turning right
5 – 6	Turning 1/2 right, step left back. Step right back. (12:00)	Half Back	
7 & 8	Step left back. Step right beside left. Step left forward.	Coaster Step	On the spot
Section 3	**Side Rock, Diagonal Shuffle Forward (x 2)**		
1 – 2	Rock right to right side. Recover onto left.	Side Rock	On the spot
3 & 4	Step right forward on left diagonal. Close left beside right. Step right forward. (10:30)	Right Shuffle	Forward
5 – 6	Rock left to left side. Recover onto right.	Side Rock	On the spot
7 & 8	Step left forward on right diagonal. Close right beside left. Step left forward. (1:30)	Left Shuffle	Forward
Section 4	**Step, Pivot 3/8, Shuffle 1/2 Turn, Back, 1/2 Turn, Forward Shuffle**		
1 – 2	Step right forward. Pivot 3/8 turn left. (9:00)	Step Pivot	Turning left
3 & 4	Shuffle step 1/2 turn left, stepping - right, left, right. (3:00)	Shuffle Half	
5 – 6	Step left back. Turning 1/2 turn right step right forward. (9:00)	Back Half	Turning right
Option	**Counts 3 & 4:** Right shuffle forward. **Counts 5 - 6**: Walk forward left, right.		
7 & 8	Step left forward. Close right beside left. Step left forward.	Left Shuffle	Forward

Choreographed by: Susanne Mose Nielsen (DK) March 2013

Choreographed to: 'Tickle My Heart' by Paul Bailey (124 bpm); download available from www.paulbaileymusic.co.uk
(16 count intro)

Watch & Learn

A video clip of this dance is available at www.linedancermagazine.com

39 TickleMix.indd 1 25/04/2013 12:17

STEPPIN' OFF THE Page

Linedancer
www.linedancermagazine.com

Approved by:

Adrian Churm

Because We Can

4 WALL – 32 COUNTS – IMPROVER

Steps	Actual Footwork	Calling Suggestion	Direction
Section 1	**Right Dorothy Step, Forward Shuffle, Forward Rock, Triple Step 3/4 Turn**		
1 – 2 &	Step right forward on right diagonal. Lock left behind right. Step right slightly to side.	Right Lock &	Forward
3 & 4	Step left forward. Close right beside left (or lock behind left). Step left forward.	Left Shuffle	
5 – 6	Rock forward on right. Recover onto left, preparing to turn right.	Rock Forward	On the spot
7 & 8	Triple step 3/4 turn right, stepping - right left, right. (9:00)	Triple Three Quarter	Turning right
Section 2	**Cross, Side, Vaudeville, Ball Cross, Side, 1/4 Turn Into Coaster Step**		
1 – 2	Cross left over right. Step right to right side.	Cross Side	Right
3 &	Cross left behind right. Step right to side.	Behind &	
4 &	Touch left heel out to side. Step ball of left in towards right.	Heel &	On the spot
5 – 6	Cross right over left. Step left to left side (starting to turn right).	Cross Side	Left
7 & 8	Turn 1/4 right and step right back. Step left beside right. Step right forward. (12:00)	Quarter Coaster	Turning right
Section 3	**Forward Rock, Back, Back, Air Guitar Hitch, Slow Lock, Forward Shuffle**		
1 – 2 &	Rock forward on left, recover onto right. Step left small step back.	Rock Forward &	On the spot
3 – 4	Step right back. Hitch left knee (strumming down on air guitar, lean back slightly).	Back Hitch	
5 – 6	Step down on left. Lock right behind left.	Left Lock	
7 & 8	Step left forward. Close right beside left (or lock behind left). Step left forward.	Left Shuffle	Forward
Section 4	**Step, Pivot 1/2, Forward Shuffle, 1/4 Turn Rock, Behind, Side, Cross**		
1 – 2	Step right forward. Pivot 1/2 turn left. (6:00)	Step Pivot	Turning left
3 & 4	Step right forward. Close left beside right. Step right forward.	Right Shuffle	Forward
5 – 6	Turn 1/4 right rocking left to left side. Recover onto right.	Quarter Rock	Turning right
7 & 8	Cross left behind right. Step right to right side. Cross left over right. (9:00)	Behind Side Cross	Right
Tag 1	**End of Wall 3: Side Rock, Behind Side Cross (x 2)**		
1 – 2	Rock right out to right side. Recover onto left.	Side Rock	On the spot
3 & 4	Cross right behind left. Step left to left side. Cross right over left.	Behind Side Cross	Left
5 – 6	Rock left out to left side. Recover onto right.	Side Rock	On the spot
7 & 8	Cross left behind right. Step right to right side. Cross left over right.	Behind Side Cross	Right
Tag 2	**End of Wall 7: Side, Tap, Side Tap**		
1 – 4	Step right to right side. Tap left beside. Step left to left side. Tap right beside left.	Right Tap Left Tap	On the spot
Ending	**(Optional): After counts 1– 2 & of Section 1:** Turn 1/4 left and step left forward, doing a final air guitar strum down.		

Choreographed by: Adrian Churm (UK) March 2013

Choreographed to: 'Because We Can' by Bon Jovi; download available from amazon.co.uk or iTunes (48 count intro)

Tags: Two simple Tags, one after Wall 3 and one after Wall 7

Watch & Learn

A video clip of this dance is available at www.linedancermagazine.com

40 BecauseWeCan.indd 1 25/04/2013 12:18

STEPPIN' OFF THE Page

Linedancer
www.linedancermagazine.com

Approved by:

Spin Me Round

4 WALL – 48 COUNTS – IMPROVER

Steps	Actual Footwork	Calling Suggestion	Direction
Section 1	**Side Rock, Behind Side Cross, 4-Walk Full Turn**		
1 – 2	Rock right to right side. Recover onto left.	Side Rock	On the spot
3 & 4	Cross right behind left. Step left to left side. Cross right over left.	Behind Side Cross	Left
5 – 8	Walk round in a full circle turning left and stepping - left, right, left right.	Walk Round	Turning left
Section 2	**Cross, Side, Behind Side Heel Together, Cross, Side, Behind Side Cross**		
1 – 2	Cross left over right. Step right to right side.	Cross Side	Right
3 &	Cross left behind right. Step right to right side.	Behind Side	
4 &	Touch left heel forward on left diagonal. Step left beside right.	Heel Together	On the spot
5 – 6	Cross right over left. Step left to left side.	Cross Side	Left
Tag/Restart	**Wall 6:** Dance 2-count Tag then start dance again from the beginning.		
7 & 8	Cross right behind left. Step left to left side. Cross right over left.	Behind Side Cross	
Section 3	**Side Rock, Behind Side Cross, Rocking Chair**		
1 – 2	Rock left to left side. Recover onto right.	Side Rock	On the spot
3 & 4	Cross left behind right. Step right to right side. Cross left over right.	Behind Side Cross	Right
5 – 8	Rock forward on right. Recover onto left. Rock back on right. Recover onto left.	Rocking Chair	On the spot
Section 4	**Cross, Side, Behind Side Heel Together, Cross, 1/4 Turn, 1/4 Chasse**		
1 – 2	Cross right over left. Step left to left side.	Cross Side	Left
3 &	Cross right behind left. Step left to left side.	Behind Side	
4 &	Touch right heel forward on right diagonal. Step right beside left.	Heel Together	On the spot
5 – 6	Cross left over right. Turn 1/4 left stepping right back. (9:00)	Cross Quarter	Turning left
7 & 8	Turn 1/4 left stepping left to side. Close right beside left. Step left to side. (6:00)	Quarter Chasse	
Section 5	**Cross Rock, Side, Hold, & Side, Hold, & Shuffle 1/4 Turn**		
1 – 2	Cross rock right over left. Recover onto left.	Cross Rock	On the spot
3 – 4	Step right to right side. Hold.	Side Hold	Right
& 5 – 6	Step left beside right. Step right to right side. Hold.	& Side Hold	
& 7 & 8	Step left beside right. Shuffle step 1/4 Turn right, stepping - right, left, right. (9:00)	& Shuffle Quarter	Turning right
Section 6	**Step, Pivot 1/2, Step, Pivot 1/2, Jazz Box with Touch**		
1 – 4	Step left forward. Pivot 1/2 turn right. Step left forward. Pivot 1/2 turn right. (9:00)	Step Pivot Step Pivot	Turning right
5 – 8	Cross left over right. Step right back. Step left to left side. Touch right beside left.	Jazz Box Touch	On the spot
Tag	**Wall 6 (count 14): Dance 2-count Tag then Restart dance from the beginning**		
1 – 2	Step right to right side and bump hips right. Step left to left side and bump hips right.	Hip Bumps	On the spot

Choreographed by: Peter Jones and Anna Lockwood (UK) March 2013

Choreographed to: 'Dance With You (Radio Edit)' by Miss 600 (136 bpm) from EP Dance With You (Remixes); download available from amazon.co.uk or iTunes (32 count intro)

Tag/Restart: One short Tag, followed by Restart, during Wall 6

Watch & Learn

A video clip of this dance is available at www.linedancermagazine.com

41 SpinMeRound.indd 1 25/04/2013 12:18

STEPPIN'OFF THE Page

Linedancer
www.linedancermagazine.com

Approved by:

Bread On The Table

2 WALL – 64 COUNTS – IMPROVER

STEPS	ACTUAL FOOTWORK	CALLING SUGGESTION	DIRECTION
Section 1	**Heel Together x 2, Stomp x 2, Right Toe Fan**		
1 – 2	Touch right heel forward. Step right beside left.	Heel Together	On the spot
3 – 4	Touch left heel forward. Step left beside right.	Heel Together	
5 – 6	Stomp right in place. Stomp left in place.	Stomp Stomp	
7 – 8	Fan right toes out. Return toes to centre (weight on right).	Fan Right	
Restart	**Wall 2** (facing 6:00): Start the dance again (weight onto left).		
Section 2	**Left Toe Fan x 2, Right Toe Fan, Heel, Hook**		
1 – 4	Fan left toes out. Return toes to centre. Fan left toes out. Return toes to centre.	Out In Out In	On the spot
5 – 6	(Weight on left) Fan right toes out. Return toes to centre.	Fan Right	
7 – 8	Touch right heel forward. Hook right across left.	Heel Hook	
Tag	**Wall 5:** (facing 6:00) Dance 2-count Tag then start the dance again.		
Section 3	**Forward Lock Step With Brush x 2**		
1 – 4	Step right forward. Lock left behind right. Step right forward. Brush left forward.	Right Lock Right Brush	Forward
5 – 8	Step left forward. Lock right behind left. Step left forward. Brush right forward.	Left Lock Left Brush	
Section 4	**Step, Pivot 1/4, Cross, Hold, Grapevine Cross**		
1 – 4	Step right forward. Pivot 1/4 turn left. Cross right over left. Hold. (9:00)	Step Pivot Cross Hold	Turning left
5 – 8	Step left to left side. Cross right behind left. Step left to side. Cross right over left.	Grapevine Cross	Left
Section 5	**Rumba Box Forward**		
1 – 4	Step left to left side. Step right beside left. Step left forward. Hold.	Side Together Step Hold	Forward
5 – 8	Step right to right side. Step left beside right. Step right back. Hold.	Side Together Back Hold	Back
Section 6	**1/4 Turn, Together, Step, Hold, Cross Rock, Side, Hold**		
1 – 2	Turning 1/4 left step left to left side. Step right beside left. (6:00)	Quarter Together	Turning left
3 – 4	Step left forward. Hold.	Forward Hold	Forward
5 – 8	Cross rock right over left. Recover onto left. Step right to right side. Hold.	Cross Rock Side Hold	On the spot
Section 7	**Cross Rock, 1/4 Turn, Hold, Step, Pivot 1/4, Cross, Hold**		
1 – 2	Cross rock left over right. Recover onto right.	Cross Rock	On the spot
3 – 4	Turning 1/4 left step left forward. Hold. (3:00)	Quarter Hold	Turning left
5 – 8	Step right forward. Pivot 1/4 left. Cross right over left. Hold. (12:00)	Step Pivot Cross Hold	
Section 8	**Side Rock, Forward, Hold, Step, Pivot 1/4, Run Run**		
1 – 4	Rock left to left side. Recover onto right. Step left forward. Hold.	Side Rock Step Hold	Forward
5 – 8	Step right forward. Pivot 1/2 left. Run forward - right, left. (6:00)	Step Pivot Run Run	Turning left
Tag	**During Wall 5 (after Section 2): Heel, Hook**		
1 – 2	Touch right heel forward. Hook right across left. Then begin the dance again.	Heel Hook	On the spot

Choreographed by: Alison Biggs and Peter Metelnick (UK) March 2013

Choreographed to: 'Bread On The Table' by Exile (178 bpm) from EP People Get Ready; download available from amazon.co.uk or iTunes (32 count intro - start on verse vocal)

Restart/Tag: One Restart during Wall 2, one short Tag during Wall 5 (then Restart)

Watch & Learn

A video clip of this dance is available at www.linedancermagazine.com

42 BreadOnTheTable.indd 1 25/04/2013 12:19

STEPPIN' OFF THE Page

Linedancer
www.linedancermagazine.com

Approved by:

Sandra

Just One For The Road

4 WALL – 64 COUNTS – IMPROVER

STEPS	ACTUAL FOOTWORK	CALLING SUGGESTION	DIRECTION
Section 1	**1/4, Behind, 1/4, Hold (x 2)**		
1 – 2	Turn 1/4 left stepping right to side. Cross left behind right.	Quarter Behind	Turning left
3 – 4	Turn 1/4 right stepping right forward. Hold.	Quarter Hold	Turning right
5 – 6	Turn 1/4 right stepping left to side. Cross right behind left.	Quarter Behind	
7 – 8	Turn 1/4 left stepping left forward. Hold.	Quarter Hold	Turning left
Section 2	**Forward Rock, Back Strut x 3**		
1 – 2	Rock forward on right. Recover onto left.	Rock Forward	On the spot
3 – 4	Step right toe back. Drop right heel taking weight.	Back Strut	Back
5 – 6	Step left toe back. Drop left heel taking weight.	Back Strut	
7 – 8	Step right toe back. Drop right heel taking weight.	Back Strut	
Section 3	**Coaster Step, Hold, Forward Lock Step, Hold**		
1 – 4	Step left back. Step right beside left. Step left forward. Hold.	Coaster Step Hold	On the spot
5 – 8	Step right forward. Lock left behind right. Step right forward. Hold.	Left Lock Left Hold	Forward
Section 4	**Step, Pivot 1/4, Weave With Hold**		
1 – 2	Step left forward. Pivot 1/4 turn right.	Step Pivot	Turning right
Restart	**Walls 3 and 6:** Step left beside right then Restart dance from the beginning.		
3 – 4	Cross left over right. Step right to right side.	Cross Side	Right
5 – 6	Cross left behind right. Step right to right side.	Behind Side	
7 – 8	Cross left over right. Hold.	Cross Hold	
Section 5	**Side Touch x 2, Monterey 1/2 Turn**		
1 – 2	Step right to right side. Touch left beside right.	Side Touch	Right
3 – 4	Step left to left side. Touch right beside left.	Side Touch	Left
5 – 6	Point right to right side. Turn 1/2 right stepping right beside left.	Point Turn	Turning right
7 – 8	Point left to left side. Step left beside right.	Point Together	On the spot
Section 6	**Side Touch x 2, Monterey 1/2 Turn**		
1 – 8	Repeat the 8 counts above (section 5).		
Section 7	**Cross Rock, Side, Hold (x 2)**		
1 – 2	Cross rock right over left. Recover onto left.	Cross Rock	On the spot
3 – 4	Step right to right side. Hold.	Side Hold	Right
5 – 6	Cross rock left over right. Recover onto right.	Cross Rock	On the spot
7 – 8	Step left to left side. Hold.	Side Hold	Left
Section 8	**Toe Heel Stomp (x 2)**		
1 – 2	Touch right toe beside left. Touch right heel beside left.	Toe Heel	On the spot
3 – 4	Stomp right forward. Hold.	Stomp Hold	Forward
5 – 6	Touch left toe beside right. Touch left heel beside right.	Toe Heel	On the spot
7 – 8	Stomp left forward. Hold.	Stomp Hold	Forward

Choreographed by: Sandra Speck (UK) March 2013

Choreographed to: 'One For The Road' by Nathan Carter (187 bpm) from CD Time Of My Life; download available from iTunes (20 count intro - start on word Havin' ...)

Restarts: Two Restarts, both at count 27, during Walls 3 and 6

Watch & Learn

A video clip of this dance is available at www.linedancermagazine.com

43 JustOneForTheRoad.indd 1 25/04/2013 12:18

STEPPIN'OFF THE Page

Linedancer
www.linedancermagazine.com

Approved by:

Yvonne Anderson

Through The Lens

2 WALL – 48 COUNTS – INTERMEDIATE

STEPS	ACTUAL FOOTWORK	CALLING SUGGESTION	DIRECTION
Section 1	**Diagonal Step, Lock, & Side Rock (x 2)**		
1 – 2	Step right forward on right diagonal. Lock left behind right. (1:30)	Right Lock	Forward
& 3 – 4	Step right to side, squaring to wall. Rock left to side. Recover onto right. (12:00)	& Side Rock	On the spot
5 – 6	Step left forward on left diagonal. Lock right behind left. (10:30)	Left Lock	Forward
& 7 – 8	Step left to side, squaring up to wall. Rock right to side. Recover onto left. (12:00)	& Side Rock	On the spot
Section 2	**Chasse, Behind, Unwind 1/2, Syncopated Cross Rocks**		
1 & 2	Step right to side. Close left beside right. Step right to right side.	Chasse Right	Right
3 – 4	Touch left toe behind right. Unwind 1/2 turn left (weight onto left). (6:00)	Behind Unwind	Turning left
5 – 6	Cross rock right over left. Recover onto left.	Cross Rock	On the spot
& 7 – 8	Step right beside left. Cross rock left over right. Recover onto right.	& Cross Rock	
Section 3	**Back Shuffle, Coaster Step, 3/4 Turn, Cross Shuffle**		
1 & 2	Step left back. Close right beside left. Step left back.	Shuffle Back	Back
3 & 4	Step right back. Step left beside right. Step right forward, prepping for turn.	Coaster Step	On the spot
5 – 6	Turn 1/2 right stepping left back. Turn 1/4 right stepping right to side. (3:00)	Half Quarter	Turning right
7 & 8	Cross left over right. Step right to right side. Cross left over right.	Cross Shuffle	Right
Section 4	**Side Rock, Behind Side Cross, Hinge 1/2 Turn, Forward Shuffle**		
1 – 2	Rock right to right side. Recover onto left.	Side Rock	On the spot
3 & 4	Cross right behind left. Step left to left side. Cross right over left.	Behind Side Cross	Left
5 – 6	Turn 1/4 right stepping left back. Turn 1/4 right stepping right to right side. (9:00)	Hinge Turn	Turning right
7 & 8	Step left forward. Close right beside left. Step left forward.	Left Shuffle	Forward
Section 5	**Heel Switches, Step, Drag (x 2)**		
1 &	Touch right heel forward. Step right beside left.	Heel &	On the spot
2 &	Touch left heel forward. Step left beside right.	Heel &	
3	Step right long step forward on right diagonal.	Step	Forward
4	Drag left towards right, squaring up to wall (weight ends on right).	Drag	
5 &	Touch left heel forward. Step left beside right.	Heel &	On the spot
6 &	Touch right heel forward. Step right beside left.	Heel &	
7	Step left long step forward on left diagonal.	Step	Forward
8	Drag right towards left, squaring up to wall (weight ends on left).	Drag	
Section 6	**Forward Rock, Shuffle 1/2 Turn, Full Turn, Step, Pivot 1/4 Turn, Cross**		
1 – 2	Rock right forward. Recover onto left.	Rock Forward	On the spot
3 & 4	Shuffle step 1/2 turn right, stepping - right, left, right. (3:00)	Shuffle Half	Turning right
5 – 6	Turn 1/2 right stepping left back. Turn 1/2 right stepping right forward.	Full Turn	
7 & 8	Step left forward. Pivot 1/4 turn right. Cross left over right. (6:00)	Step Turn Cross	
Tag	**End of Walls 2 & 5 (facing 12:00 and 6:00 respectively): Diagonal Rocking Chair**		
1 – 2	Rock right forward on right diagonal. Recover onto left.	Rock Forward	On the spot
3 – 4	Rock back on right. Recover onto left.	Rock Back	
Ending	**Wall 7: End of Section 5**		
8	With right foot drag, allow left to pivot to right to end facing front		

Choreographed by: Yvonne Anderson (UK) March 2013

Choreographed to: 'Telescope (Radio Mix)' by Hayden Panettiere from CD The Music of Nashville: Season 1, Vol 1 (Original Sound Track); download available from amazon.co.uk or iTunes (start on main vocal)

Tag: A 4-count Tag is danced at the end of Walls 2 and 5

Watch & Learn

A video clip of this dance is available at www.linedancermagazine.com

44 ThroughTheLens.indd 1 25/04/2013 12:19

STEPPIN' OFF THE Page

Linedancer
www.linedancermagazine.com

Approved by:

Maggie Gallagher Chris

2 Galway Girls

2 WALL – 64 COUNTS – INTERMEDIATE

STEPS	ACTUAL FOOTWORK	CALLING SUGGESTION	DIRECTION
Section 1	**Toe & Heel & Forward Rock, Coaster Step, Step, Pivot 1/2**		
1 & 2	Touch right toe beside left. Step down on right. Touch left heel forward.	Toe & Heel	On the spot
& 3 – 4	Step left beside right. Rock right forward. Recover onto left.	& Rock Forward	
5 & 6	Step right back. Step left beside right. Step right forward.	Coaster Step	
7 – 8	Step left forward. Pivot 1/2 turn right. (6:00)	Step Pivot	Turning right
Section 2	**Toe & Heel & Forward Rock, Coaster Step, Step, Pivot 1/4**		
1 & 2	Touch left toe beside right. Step down on left. Touch right heel forward.	Toe & Heel	On the spot
& 3 – 4	Step right beside left. Rock left forward. Recover onto right.	& Rock Forward	
5 & 6	Step left back. Step right beside left. Step left forward.	Coaster Step	
7 – 8	Step right forward. Pivot 1/4 turn left. (3:00)	Step Pivot	Turning left
Section 3	**Cross Shuffle, Side Rock, Cross, Side, Sailor Step**		
1 & 2	Cross right over left. Step left to left side. Cross right over left.	Cross Shuffle	Left
3 – 4	Rock left to left side. Recover onto right.	Side Rock	On the spot
5 – 6	Cross left over right. Step right to right side.	Cross Side	Right
7 & 8	Cross left behind right. Step right to right side. Step left to place.	Left Sailor	On the spot
Section 4	**Syncopated Rocking Chair, Stomp, Stomp, Step, Pivot 1/2, Kick Ball Change**		
1 & 2 &	Rock right forward. Recover onto left. Rock right back. Recover onto left.	Rock & Rock &	On the spot
3 – 4	Stomp right. Stomp left.	Stomp Stomp	
5 – 6	Step right forward. Pivot 1/2 turn left. (9:00)	Step Pivot	Turning left
7 & 8	Kick right forward. Step down on right. Step left beside right.	Kick Ball Change	On the spot
Section 5	**Dorothy Step x 2, Step, Pivot 1/2, Kick Ball Change**		
1 – 2 &	Step right diagonally forward right. Lock left behind right. Step right forward.	Right Dorothy	Forward
3 – 4 &	Step left diagonally forward left. Lock right behind left. Step left forward.	Left Dorothy	
5 – 6	Step right forward. Pivot 1/2 turn left. (3:00)	Step Pivot	Turning left
7 & 8	Kick right forward. Step down on right. Step left beside right.	Kick Ball Change	On the spot
Section 6	**Travelling Heel Grinds**		
1 – 2	Cross right heel over left turning toes right. Step left to left side (travelling left).	Heel Grind	Left
3 – 4 &	Cross right heel over left turning toes right. Step left to side. Step right beside left.	Heel Grind &	
5 – 6	Cross left heel over right turning toes left. Step right to right side (travelling right).	Heel Grind	Right
7 – 8	Cross left heel over right turning toes left. Step right to right side.	Heel Grind	
Section 7	**Together, Cross, 1/4 Turn, Chasse, Cross Rock, Chasse**		
& 1 – 2	Step left beside right. Cross right over left. Turn 1/4 right stepping left back. (6:00)	& Cross Quarter	Turning right
3 & 4	Step right to right side. Close left beside right. Step right to right side.	Chasse Right	Right
5 – 6	Cross rock left over right. Recover onto right.	Cross Rock	On the spot
7 & 8	Step left to left side. Close right beside left. Step left to left side.	Chasse Left	Left
Section 8	**Forward Rock, Triple Full Turn, Point, Hold, & Walk Walk**		
1 – 2	Rock right forward. Recover onto left.	Rock Forward	On the spot
3 & 4	Triple step full turn right, stepping - right, left, right. (Option: right coaster step)	Triple Full Turn	Turning right
5 – 6	Point left to left side. Hold.	Point Hold	On the spot
& 7 – 8	Step left beside right. Walk forward right. Walk forward left.	& Walk Walk	Forward

Choreographed by: Maggie Gallagher and Chris Hodgson (UK) March 2013

Choreographed to: 'The Galway Girl (Radio Mix)' by JG Project feat Anne Barrett from CD Single; download available from amazon.co.uk or iTunes (32 count intro)

Choreographers' note: The music is an up tempo version of the original Galway Girl track which we hope you will enjoy as much

Watch & Learn

A video clip of this dance is available at www.linedancermagazine.com

45 2GalwayGirls.indd 1 25/04/2013 12:19

STEPPIN' OFF THE Page

Linedancer
www.linedancermagazine.com

Approved by:

Diana Dawson

A Beautiful Noise!

4 WALL – 64 COUNTS – INTERMEDIATE

STEPS	ACTUAL FOOTWORK	CALLING SUGGESTION	DIRECTION
Section 1	**Rocking Chair, Cross Rock, Chasse**		
1 – 4	Rock right forward. Recover onto left. Rock right back. Recover onto left.	Rocking Chair	On the spot
5 – 6	Cross rock right over left. Recover onto left.	Cross Rock	
7 & 8	Step right to right side. Close left beside right. Step right to right side.	Chasse Right	Right
Section 2	**Weave, Cross Rock, Chasse**		
1 – 4	Cross left over right. Step right to side. Cross left behind right. Step right to side.	Cross Side Behind Side	Right
5 – 6	Cross rock left over right. Recover onto right.	Cross Rock	On the spot
7 & 8	Step left to left side. Close right beside left. Step left to left side.	Chasse Left	Left
Section 3	**Cross, 1/4 Turn, Back, Touch, Step, 1/2 Turn, Back Shuffle**		
1 – 2	Cross right over left. Turn 1/4 right stepping left back. (3:00)	Cross Quarter	Turning right
3 – 4	Step right back. Touch left toe back.	Back Touch	Back
5 – 6	Step left forward. Turn 1/2 left stepping right back. (9:00)	Step Half	Turning left
7 & 8	Step left back. Close right beside left. Step left back.	Shuffle Back	Back
Section 4	**Back Rock, Kick Ball Change, Step, Pivot 1/4, Cross, Side**		
1 – 2	Rock right back. Recover onto left.	Rock Back	On the spot
3 & 4	Kick right low kick forward. Step down on right. Step left beside right.	Kick Ball Change	
5 – 6	Step right forward. Pivot 1/4 turn left. (6:00)	Step Pivot	Turning left
7 – 8	Cross right over left. Step left to left side.	Cross Side	Left
Section 5	**Figure of 8 Weave**		
1 – 2	Cross right behind left. Turn 1/4 left stepping left forward. (3:00)	Behind Quarter	Turning left
3 – 4	Step right forward. Pivot 1/2 turn left. (9:00)	Step Pivot	
5 – 6	Turn 1/4 left stepping right to right side. Cross left behind right. (6:00)	Turn Behind	
7 – 8	Turn 1/4 right stepping right forward. Step left forward. (9:00)	Turn Step	Turning right
Restart	**Walls 2, 4 and 6** (facing back, front, back respectively): Start the dance again. (Always after chorus '... in a glove, yes it does, yes it does' - start again on 'noise')		
Section 6	**Forward Rock, Triple Full Turn, Forward Rock, Shuffle 1/2 Turn**		
1 – 2	Rock right forward. Recover onto left.	Rock Forward	On the spot
3 & 4	Triple step full turn right, stepping - right, left, right. (Option: right coaster step)	Triple Full Turn	Turning right
5 – 6	Rock left forward. Recover onto right.	Rock Forward	On the spot
7 & 8	Shuffle step 1/2 turn left, stepping - left, right, left. (3:00)	Shuffle Half	Turning left
Section 7	**Weave Left, Tap, Weave Right, Tap**		
1 – 2	Cross right over left. Step left to left side.	Cross Side	Left
3 – 4	Cross right behind left turning towards right diagonal. Tap left toe back.	Behind Tap	
5 – 6	(Straightening up to wall) Cross left over right. Step right to right side.	Cross Side	Right
7 – 8	Cross left behind right turning towards left diagonal. Tap right toe back.	Behind Tap	
Section 8	**Jazz Box, Step, Pivot 1/2, Walk, Walk**		
1 – 2	(Straightening up to wall) Cross right over left. Step left back.	Cross Back	Back
3 – 4	Step right to right side. Step left forward.	Side Forward	Forward
5 – 6	Step right forward. Pivot 1/2 turn left.	Step Pivot	Turning left
7 – 8	Walk forward right. Walk forward left. (Option: full turn left forward) (9:00)	Walk Walk	Forward

Choreographed by: Diana Dawson (UK) March 2013

Choreographed to: 'A Beautiful Noise' by Neil Diamond (127 bpm) from various compilations; download available from amazon.co.uk or iTunes (start on word 'noise')

Restarts: Three Restarts, all after count 40 - Walls 2, 4 and 6

Choreographer's note: Music slows down on last wall - slow down your steps to match

Watch & Learn

A video clip of this dance is available at www.linedancermagazine.com

46 ABeautifulNoise.indd 1 25/04/2013 12:20

STEPPIN' OFF THE Page

Linedancer
www.linedancermagazine.com

Approved by:

Sunset Kiss

4 WALL – 32 COUNTS – INTERMEDIATE

STEPS	ACTUAL FOOTWORK	CALLING SUGGESTION	DIRECTION
Section 1	**Back Rock, Shuffle 1/4 Turn, 1/2 Turn, Back, Coaster Step**		
1 – 2	Rock back on right. Recover onto left.	Rock Back	On the spot
3 & 4	Shuffle step 1/4 turn right, stepping - right left right. (3:00)	Shuffle Quarter	Turning right
5 – 6	Turn 1/2 right on ball of right and step left beside right. Step right back. (9:00)	Half Back	
7 & 8	Step left back. Step right beside left. Step left forward.	Coaster Step	On the spot
Section 2	**Side, Together, Forward Shuffle, Sweep 1/2 Turn, Touch, Cross Mambo**		
1 – 2	Step right to right side. Step left beside right.	Side Together	Right
3 & 4	Step right forward. Close left beside right. Step right forward.	Right Shuffle	Forward
5 – 6	Turn 1/2 right on right, sweeping left around. Touch left (heel raised) beside right.	Half Touch	Turning right
7 & 8	Rock left forward across right. Rock back on right. Step left back. (3:00)	Cross Mambo	On the spot
Restart	**Walls 3 and 7** (facing 9:00 and 3:00 respectively): Start the dance again.		
Section 3	**Back Rock, Forward Shuffle, Step 1/4 Turn, Behind Side Cross**		
1 – 2	Rock back on right. Recover onto left.	Rock Back	On the spot
3 & 4	Step right forward. Close left beside right. Step right forward.	Right Shuffle	Forward
5 – 6	Step left forward and turn 1/4 right. Transfer weight onto right. (6:00)	Step Quarter	Turning right
7 & 8	Cross left behind right. Step right to right side. Cross left over right.	Behind Side Cross	Right
Section 4	**1/4 Turn, Behind, Forward Lock Step, Walk Walk, Kick Ball Point**		
1 – 2	Step right to right side and turn 1/4 right. Cross left behind right. (9:00)	Quarter Behind	Turning right
3 & 4	Step right forward. Lock left behind right. Step right forward.	Right Lock Right	Forward
5 – 6	Walk forward left. Walk forward right.	Walk Walk	
7 & 8	Kick left forward. Step left beside right. Point right to right side (leg straight).	Kick Ball Point	On the spot
Tag	**End of Wall 1: Touch, Point**		
1 – 2	Touch right beside left. Point right to right side (leg straight).	Touch Point	On the spot

Choreographed by: Jean-Claude & Yveline Cherpion (FR) March 2013

Choreographed to: 'Did It For The Girl' by Greg Bates from CD Single; download available from amazon.co.uk or iTunes (start on vocals)

Tag/Restarts: There is one Tag at the end of Wall 1, and a Restart during Walls 3 and 7

Watch & Learn

A video clip of this dance is available at www.linedancermagazine.com

47 SunsetKiss.indd 1 25/04/2013 12:20

STEPPIN' OFF THE Page

Linedancer
www.linedancermagazine.com

Approved by:

Shake The Room!

4 WALL – 48 COUNTS – INTERMEDIATE

STEPS	ACTUAL FOOTWORK	CALLING SUGGESTION	DIRECTION
Section 1	**Out, Hold, Side, Hold, Coaster Step, Hitch 1/4 Turn**		
1 – 2	Step right forward and out. Hold.	Out Hold	Forward
3 – 4	Step left to left side. Hold.	Side Hold	Left
5 – 7	Step right back. Step left beside right. Step right forward.	Coaster Step	On the spot
8	Hitch left knee beside right, turning 1/4 turn right on right. (3:00)	Quarter	Turning right
Section 2	**Cross, Hold, Back, Hold, Side, Touch, Hip Sways**		
1 – 2	Cross left over right. Hold.	Cross Hold	Right
3 – 4	Step right back. Hold.	Back Hold	Back
5 – 6	Step left to left side. Touch right toe beside left.	Side Touch	Left
7 – 8	Step right to right side, swaying hips right. Sway hips left.	Sway Sway	On the spot
Section 3	**Grapevine Right With Scuff/Touch, Grapevine 1/4 Turn With Touch**		
1 – 2	Step right to right side. Cross left behind right.	Side Behind	Right
3 – 4	Step right to right side. Scuff/touch left beside right.	Side Scuff	
5 – 6	Step left to left side. Cross right behind left.	Side Behind	Left
7 – 8	Turn 1/4 left stepping left forward. Touch right foot beside left. (12:00)	Quarter Touch	Turning left
Section 4	**Diagonal Step, Heel and Toe Swivels (x 2)**		
1	Step right forward on right diagonal.	Right	Forward
2 – 4	Swivel left foot towards right, swivelling - heel, toe, heel.	Heel Toe Heel	On the spot
5	Step left forward on left diagonal.	Left	Forward
6 – 8	Swivel right foot towards left, swivelling - heel, toe, heel.	Heel Toe Heel	On the spot
Section 5	**Step Touch Back x 2, Back, Drag, Back Rock**		
1 – 2	Step right back. Touch left toe forward and slightly across right.	Back Touch	Back
3 – 4	Step left back. Touch right toe forward and slightly across left.	Back Touch	
5 – 6	Step right large step back. Drag left towards right.	Back Drag	
7 – 8	Rock back on left. Recover onto right.	Rock Back	On the spot
Section 6	**Left Sugar Step, Right Sugar Step, Back, Touch**		
1	Turn 1/4 right on right, touching left toe beside right and bending knee in towards right.	Quarter	Turning right
2 – 3	Kick left towards left diagonal. Cross left over right. (3:00)	Kick Cross	Right
4	Touch right toe beside left, bending right knee in towards left.	Touch	On the spot
5 – 6	Kick right towards right diagonal. Cross right over left.	Kick Cross	Left
7 – 8	Step left back. Touch right toe beside left.	Back Touch	Back
Note	Swivel naturally on the balls of feet during the sugar steps.		
Tag	**Danced at the end of Walls 1 & 3 (facing 3:00 & 9:00): Chasse, Back Rock, Weave**		
1 & 2	Step right to right side. Close left beside right. Step right to right side.	Chasse Right	Right
3 – 4	Rock back on left. Recover onto right.	Rock Back	On the spot
5 – 8	Step left to left side. Cross right behind left. Step left to side. Cross right over left.	Side Behind Side Cross	Left
	Chasse, Back Rock, Rolling Vine		
1 & 2	Step left to left side. Close right beside left. Step left to left side.	Chasse Left	Left
3 – 4	Rock back on right. Recover onto left.	Rock Back	On the spot
5 – 6	Turn 1/4 right stepping right forward. Turn 1/2 right stepping left back.	Quarter Half	Turning right
7 – 8	Turn 1/4 right stepping right to right side. Cross left over right.	Quarter Cross	
Option	**Counts 5 - 8:** Replace full rolling vine with a 4-count weave right.		

Choreographed by: Craig Bennett & Karl-Harry Winson (UK) April 2013

Choreographed to: 'Shake The Room' by Gamu from CD Single; download available from amazon.co.uk or iTunes (16 count intro)

Tag: A 16-count Tag is danced after Walls 1 and 3

Choreographers' note: The Tag doesn't seem like a Tag, more an extended 2 sections of the dance

Watch & Learn

A video clip of this dance is available at www.linedancermagazine.com

48 ShakeTheRoom.indd 1 25/04/2013 12:20

STEPPIN'OFF THE Page

Linedancer
www.linedancermagazine.com

Approved by:

Debbie K

Come Together 2013

1 WALL – PHRASED – ADVANCED

STEPS	ACTUAL FOOTWORK	CALLING SUGGESTION	DIRECTION
PART A	**(Verse)**		
Section 1	**Back, 1/4 Turn, Point, 1/4 Turn, Cross Back Touch, 1/2 Turn, Step, Mambo Step**		
1 & 2	Step right back. Turn 1/4 left stepping left to side. Point right to right side. (9:00)	Back Quarter Point	Turning left
3	Turn 1/4 right stepping right forward and sweeping left round. (12:00)	Quarter	Turning right
4 &	Cross left over right. Step right back.	Cross Back	Back
5 – 7	Touch left toe back. Turn 1/2 left (weight forward onto left). Step right forward. (6:00)	Touch Turn Step	Turning left
& 8 &	Rock forward on left. Rock back on right. Step left back.	Mambo Step	On the spot
Section 2	**Touch, 1/2 Turn, 1/4 Turn, Touch, & Behind & Cross, Monterey 1/4 Turn**		
1 – 2	Touch right toe back. Turn 1/2 right (weight forward onto right). (12:00)	Touch Turn	Turning right
3 – 4	Turn 1/4 right stepping left to side. Touch right behind left and look to left. (3:00)	Quarter Touch	
& 5 & 6	Step right to side. Cross left behind right. Step right to side. Cross left over right.	& Behind & Cross	Right
7 &	Point right to side. Turn 1/4 right stepping right beside left.	Point Quarter	Turning right
8 &	Point left to left side. Step left beside right. (6:00)	Point Together	On the spot
Section 3	**Walk, Walk, Anchor Step, 1/2 Turn, Triple Step Full Turn, Kick Ball Change**		
1 – 2	Walk forward right. Walk forward left.	Right Left	Forward
3 & 4	Step right slightly behind left. Step left in place. Turn 1/2 right stepping right forward.	Anchor Step Half	Turning right
5 & 6	Triple step full turn right, stepping - left, right, left. (12:00)	Triple Full Turn	
7 & 8	Kick right forward. Step right beside left. Step left in place.	Kick Ball Change	On the spot
Section 4	**Cross Rock, Side Rock, Syncopated Jazz Box Cross, Side Rock, Cross, Side, Drag**		
1 & 2 &	Cross rock right over left. Recover onto left. Rock right to side. Recover onto left.	Cross Rock Side Rock	On the spot
3 & 4 &	Cross right over left. Step left back. Step right to side. Cross left over right.	Jazz Box Cross	
5 & 6	Rock right to right side. Recover onto left. Cross right over left.	Side Rock Cross	Left
7 – 8	Step left large step to left side. Drag right up to left (end Part A facing 12:00).	Side Drag	
PART B	**(Instrumental)**		
Section 1	**Behind & Step, Pivot 1/2, 3/8 Turn (x 2)**		
1 & 2	Cross right behind left. Step left to side. Step right forward on left diagonal. (10:30)	Behind & Step	Left
3 – 4	Pivot 1/2 turn left (4:30). Turn 3/8 left stepping right to side. (12:00)	Pivot Turn	Turning left
5 & 6	Cross left behind right. Step right to side. Step left forward on right diagonal. (1:30)	Behind & Step	Right
7 – 8	Pivot 1/2 turn right (7:30). Turn 3/8 right stepping left to side. (12:00)	Pivot Turn	Turning right
Restarts	On **3rd** and **4th** repetitions of Part B, start Part A again at this point.		
Section 2	**Coaster Step, Step 1/2 Turn, Coaster Step, 1&1/2 Turn**		
1 & 2	Step right back. Step left beside right. Step right forward.	Coaster Step	On the spot
3 – 4	Walk forward left. Turn 1/2 left and step right back. (6:00)	Step Half	Turning left
5 & 6	Step left back. Step right beside left. Step left forward (preparing for turn).	Coaster Step	On the spot
7 – 8	Turn 1/2 left stepping right back. Turn 1/2 left stepping left forward. (6:00)	Full Turn	Turning left
	To start Part A, turn another 1/2 turn left stepping right back as count 1 (12:00)		
PART C	**(Chorus 'Come together')**		
Section 1	**Walk, Walk, Step Pivot 1/2 Side, Behind & Cross &, Lock Unwind 1/2**		
1 – 2	Walk forward right. Walk forward left.	Right Left	Forward
3 & 4	Step right forward. Pivot 1/2 turn left. Step right to right side. (6:00)	Step Pivot Side	Turning left
5 & 6 &	Cross left behind right. Step right to side. Cross left over right. Step right to side.	Behind & Cross &	Right
7 – 8	Lock left behind right. Unwind 1/2 turn left (weight onto left). (12:00)	Behind Unwind	Turning left
Note	Part C always goes into Part B, so be ready to cross right behind left for count 1 - easier if the unwind is slightly under rotated.		
Sequence	**A, B, A, C, B, A, C, B-(8 counts only), A, B-(8 counts only), A, C, B, A, A, A**		
	It's easier than it looks!		

Choreographed by: Debbie McLaughlin (UK) February 2013

Choreographed to: 'Come Together' by Michael Jackson from CD HIStory - Past Present and Future - Book 1; download available from amazon.co.uk or iTunes (16 count intro - start on vocals)

Restarts: Part B has 2 Restarts (see Sequence)

Watch & Learn

A video clip of this dance is available at www.linedancermagazine.com

49 ComeTogether2013.indd 1 25/04/2013 12:21

Line dance . . .

Jakarta style

The Happy Dancing International Line Dance Workshop and Competition Indonesia 2013, an event only in its second year, was undoubtedly a great success. Here's the event report written by Zan Tan, Principal of Joy Club Academy.

Held on 23rd February 2013 it had secured the presence of two special guests from the West. They were Crystal Boot Award Winner, Ria Vos from The Netherlands and popular choreographer and instructor from the USA, Julia Wetzel. Besides the special guests, Line dance DJ and People's Association trainer from Singapore, Allen Koh and Zan Tan, from Malaysia Joanne Wong and local instructors, Bambang Satiyawan and Risma Yolana were among the invited adjudicators too.

The celebration began with a full day workshop come social at Grand Sahid Hotel, Jakarta, Indonesia. From as early as seven on Saturday morning, the principal of Happy Dancing Club, Mdm Tuti HD led her team into an Indonesian traditional opening ceremony. Prayers, speeches, singing and dancing filled the ballroom with laughter and cheers. Soon after, about 120 participants from Indonesia, Malaysia, Australia, The Netherlands, China and Singapore arrived at the ballroom awaiting Ria and Julia who taught three of their dances each, specially choreographed for this event. Although there were language barriers, Ria and Julia's teaching was excellent. Besides learning those six new dances from the guests, the participants had a long list of dances to do throughout the whole workshop. By the end of it, all were exhausted but were happy and excited for the next day event, the Happy Dancing International Line Dance Competition and Gala Dinner.

The next day, more than 200 competitors were assembled. Some came from as far as Australia, Malaysia and many were from different areas of Indonesia. The competition comprised of both Individual and Team categories. Among the six divisions (Newcomer, Beginner, Novice, Intermediate, Advance and Gold), Newcomer divisions attracted the most participation. Indeed, many in this region were new to Line dancing, needless to say taking part in competition. Though they may be new kids on the block their technique and style was awesome. There were ten groups in the Team category. All the groups did incredibly well especially the youngest team. They kept the spectators cheering and clapping throughout their performance. The competition was splendid and impressive, complimented

jakarta.indd 1 25/04/2013 12:25



by the judges. After an interval, the Gala dinner began. The Minister of People's Welfare of Indonesia, Mr H.R Agung Laksono and the Chairman of Recreational Sports Community Forum of Indonesia, Mr Hayona Isman were the Guests of Honour that night. Winners of the competition showcased their dances before the start of the night's programme. There were great performances from the professional cultural dancers together with the Happy Dancing Club members and Line dance organisation d'ULD Line Dance from Jakarta. Their performances were fantastic. After enjoying those great performances, it was prize presentation time. There were some exciting, tearful and happy moments for a lot of competitors. The anxious ambience of the prize presentation was finally over when the dance floor was opened to the guests for social dancing. Everyone's spirit lit up instantly when the live band, name TOT, kicked off. Amazingly, the band could play and sing all the Line dance songs on the list. The party was extremely fun and lively. By the end of the event, everyone went home not only with a big smile on their face but with lots of gifts and goodies from the sponsors too. The whole event was remarkably successful even though it was Mdm Tuti HD first time organising such a big event. She felt so thankful and blessed to have so many loyal supporters and true friends surrounding her. This memorable moment will remain with her for a long time. A comprehensive Video report has already been aired in OnLinedancer Weekly (3 April) and subscribers can watch it free of charge.

jakarta.indd 2 25/04/2013 12:26

This year was the first Country to Country festival held over two days in the O2 Arena in London bringing some of the biggest names in Country Music all under one roof.

Claire Butterworth and *Steve Rutter* tell us all about it.

The weekend began for us at five am making the four and a half hour journey down to London. Upon arrival we could see streams of Stetsons, like a mini Nashville; we knew for sure we were heading in the right direction! Within the Arena were lots of stands selling merchandise from the artists both big and small, food from all over the world, a great deal of western wear and even Gem-in-I selling all their sparkles.

The arena was the main attraction of course but there were also some smaller stages which showcased country artists from all over the world including Jill Johnson from the USA and a duo from Scotland who we think we'll be seeing a lot more of on the Line dance circuit called Raintown. They are, at the time of writing this feature, supporting Brantley Gilbert's tour.

We also met Ags Connoly, an artist very keen to get involved with the Line dance community. We also chatted to The Good Intentions who are a Blue Grass Band from Liverpool. To us these artists captured the audience's imagination and created a superb atmosphere while we waited in anticipation for the big acts to come on the main stage.

Supporting big names is never easy but we were really impressed by these guys.

So to the main event. The first act on the main stage was Grammy award winning Kristian Bush from the duo Sugarland. He was followed by Little Big Town, a group that is a firm favourite for us both.

We made our way up to the main arena and found our seats, the atmosphere was just amazing. The one thing that struck our attention was the age range there. The majority of the crowd were young, showing that Country music is still very much alive in the UK today.

With this in mind, this could be the time when we finally should be able to promote country music within our dance scene far more than we do and attract younger elements as well as keeping the fans happy.

country 2 country.indd 1 25/04/2013 12:27

Vince Gill was up next. The legendary singer performed a range of songs from the start of his career to the material he has recorded in the more recent years. Then it was finally time to see the man everybody had been waiting for. Tim McGraw.

By this time the Arena was packed, Tim had everyone on their feet covering songs old and new, we couldn't have asked for a better finale for the first night. This was amazing and certainly for us both, the most Country of country events we ever have gone to in the United Kingdom.

Sunday was another day with other terrific acts from the USA. We were delighted to catch the newest inductee to the Grand Ole Opry, Darius Rucker who was excellent as well as Leann Rimes who stunned her audience with her acapella version of Amazing Grace. The arena became so silent you could have heard a pin drop, it was truly amazing, a moment in time no one there would ever forget and in our opinion the performance of the weekend.

We were able to also see Brantley Gilbert, who has a rocky edge to his music, and just to finish what had been the most amazing weekend for country music the fabulous Carrie Underwood who was simply incredible. This is one artist everyone who loves Country should see live once in their lives. She has an amazing international future ahead of her, and reminded us both of a young Dolly Parton.

Carrie's performance was very special for Steve when she performed one of her biggest hits "Before He Cheats" which Steve co-choreographed the dance "Before They Cheat" to, along with Glynn Holt.

This was a spectacular weekend and we would highly recommend any country music lover to go and experience what they have to offer.

Next year's Country 2 Country festival will be the 15-16 March 2014. If you love Country, you cannot afford to miss it!

country 2 country.indd 2 25/04/2013 12:27

NuLine Dance ...Truly Global!

After seeing so many posts about Nuline last year I thought I would contact Alison Johnstone to enquire about rebadging in Cape Town – for me it wasn't about instantly trying to generate numbers but I liked the positive attitude and passion for this hobby of mine and perhaps it would make my new and seasoned dancers want to be part of this fresh approach.

The nuline instructors have become a great friendly community I find the blog/face book page a great help, the members are so supportive and are always willing to help out with suggestions and ideas …

I thought I would share my findings with other Cape Town teachers and held a Nuline Mini Social this month so they could see the picture – We had a great afternoon of dance a good a mix of dances some floor fillers - 'Mexi Fest' 'Reflection' 'Throw away The Key' 'Wagon Wheel Rock ' Outta Control' and'Wanna Wanna Woop' to name a few.

SHIRLEY DE JONG
Cape Town

shirleydj@nulinedance.com

Adeline Cheng from Malaysia loves dancing, making friends and sharing anything she know with others.

"I met Alison in FB 2010 and she shared with me about NULINE DANCE. I found it very interesting because in NULINE it will help to build the confidence of the instructors, build up their teaching and choreography all with the help from other Nuline members

NULINE DANCE have a good principal Alison Johnstone to lead us in this group and the bonding here is like a big family, we encourage and overcome any problems

I meet Alison and Heidi in 2011 for the first time when I held my party on 22nd August then Alison and her NULINE DANCE from PERTH came to Malaysia for our official launch on 24th June 2012... approximately 180 dancers turned out for the launch .

The history in my life is that Alison and me have choreographed a dance YOU NEEDED ME and this dance was released on 24th JUNE 2012.

NULINE DANCE motto is To Preserve and Perpetuate This Form of Dance On The Global Basis.

THANK YOU to Alison Johnstone".

ADELINE CHENG
Malaysia

adelinec@nulinedance.com

AROUND THE WORLD WITH NULINE DANCE

NULINE dance

NULINE dance

Nuline are on a mission to let the world know how fabulous our dance genre is.

Nuline are achieving great things but to push forward we need YOU!! Enthusiastic - motivated - forward thinking Line Dance instructors who have a desire to set the record straight within the media and to promote a new public image for Line Dance.

Collectively this is completely achievable whilst our lone voices will never be heard. By joining Nuline on their mission you will not only gain the opportunity to use the logo for professional identity but your £50 annual fee will be used only to promote line dance and raise awareness of what we do now! ALL Dance styles and Music Genres.

You keep your own identity, use Nuline logo /status, as much or as little as you want. You are not told how to run your club or what to teach. But if you are passionate about taking Line Dance forward by joining Nuline Dance you will be contributing to what we all want to achieve a true public image of our fantastic Line Dance world. For more info on how your fee will be used and the benefits of joining Nuline for the Instructor contact alison@nulinedance.com

AROUND THE WORLD WITH NULINE DANCE

NULINE dance

A COMPLETE PACKAGE
for an introductory price of only £50*
(or country equivalent) *that works out at just 96p a week.
You can even pay in instalments just ask for details.

Open your club doors to the next generation of dancers NOW!

Contact Alison Johnstone at alison@nulinedance.com or visit www.nulinedance.com

1116347

1116347 NULINE.indd 1 26/04/2013 09:32

What an Experience!

Trying new formats is a very hard thing to do when you create an event. Big Dave was recently invited to an Orlando "Experience" not to be missed. Here is his report…

Diane and Sandy run this great event and I'm so proud that they include me as their DJ and co-host along with Pauline. We had a lovely crowd with us this year and we really did have a fun transatlantic dance party.

Pauline and I have enjoyed a 'Busman's Holiday' to help with this new event in the States for three years now. This year was the best ever as The Experience continues to grow, develop and get established on the US event circuit. The guests were illustrious this year: Ria, Craig, Simon, Guyton, Shaz, Dan, Debbie and Joey and they all did an awesome job dancing, socialising and teaching some great new dances, all set to a fun 'Movies' theme.

In the States most events are big multi-room affairs with three to four room options for workshops and social dancing as well as theatre style seating around the dance floors. Diane and Sandy have successfully organised a vice-versa, taking a Brit style event to the USA, a one room event with tables around the dance floor. Now in the USA, that is quite new and I can report that it seems to be working well, with around 200 dancers joining us this year.

From a DJ point of view, I love working through a pre-published list of the teams classic dances over the weekend and each night showcase the evenings hosts for a half hour slot around midnight – The dancers particularly liked the screen showing the up-coming dances and made good use of the request slips each evening.

We don't do a formal 'show' at the Experience, but thanks to the Movie theme, there was a lot of laughs with dressing up as famous stars and judging tables on the Saturday evening! After that, like every evening, we danced the night away until the early hours, slipping in lots of fun bits along the way like the Choreographer Music/Dance Bingo, a quiz and our Dancer Oscars. Everyone enjoyed their hot dog, popcorn and nachos movie treat at midnight too.

The Experience had attracted a great diverse crowd asking for Improver through to Advanced dances, as well as a good mix of country and pop too, something for everyone.

One of my personal highlights is a night in a big local Country Club called Cowboys, where we have around 150 dancers, both at the event and many locals just with us for the night. I get to DJ for the night and this year Ria, Simon and Craig each taught a new dance. That is always a great start to a great weekend.

On Sunday evening we round it all off with an informal chill down night at a local bowling alley for around 50 of the dancers still in town, this year our champs were Rona Kaye from New York and our very own Craig Bennett. Then we danced some more in the alley bar, where I got to DJ again.

The team then chilled out at a cool post event party at Diane's, a lovely finish to a fabulous weekend with good dancing friends. And guess what? It is all set to be even bigger and better next year with an incredible line-up. See what you think: Niels Poulsen, Rachael McEnaney, Dee Musk, Maria Maag, Guyton Mundy, Simon Ward - and our regular MC Joey Warren who will be our 'ringmaster' for the 'Circus' theme, hopefully "the greatest show on earth"… What an Experience this will be! If you are free on the weekend of 13th-16th February 2014, you could do far worse than have a weekend in Orlando!

What an Experience.indd 1 25/04/2013 12:28

Some of the big hits of the weekend:

Ria – Question Of Doubt
A 32/4 Advanced West Coast
.....Also taught Hurt Me Carefully, The Bass & Give It A Go

Simon – Rhythm Of The Night
A 64/2 Intermediate West Coast
.....Also Have A Little Faith & City Boy Waltz

Craig – When I Was Yours
A 32/4 Intermediate Nightclub
.....Also Runaway Train, Just Be & Treasure (& the LDF dance)

Debbie – Come Together 2013
A Phrased Advanced West Coast
.....Also Shiver

Dan – We're Not Broken
A Phrased Advanced Cha
.....Also Steel Horse Cowboy

Shaz – It's Like Love
A 32/4 Intermediate Smooth
.....Also Disclosure

Joey – Reckless
A 32/2 Intermediate West Coast
.....Also Leave You Alone

Guyton – Superstar
A 32/4 Intermediate Funky
.....Also Gotta Be Somebody & Won't Back Down

What an Experience.indd 2 25/04/2013 12:29

Linedancer Shoes

Add an extra spring to your step with a new pair of shoes from the Linedancer shoe range in association with Bloch one of the world's leading dance shoe manufacturers. Linedancer Magazine aim to offer a wide range of dance shoes for every taste, style and occasion. To download a free catalogue or shop on-line visit our website.

BLOCH

wave (S0523)

- Black, Graphite, Purple/Blue Multi, Silver
- Split sole with TPU spin spot, cushioned heel
- Dri-lex lining • 1-10.5 UK

£37.95*

BLOCH

Criss Cross S0524

- Black, Pink,
- Split Sole, with TPU Spin Spot
- Dri-Lex lining
- Sizes 2-13

£32.95*

BLOCH

twist (S0522)

- Silver, White
- Split sole with TPU spin spot
- Cushioned heel
- Breathable mesh with Dri-lex lining
- 1-11 UK

£37.95*

BLOCH

slipstream (S0485)

- Black, Tan, Pink, Black & Silver
- Leather and mesh upper
- Slip-on with velcro fastening
- Rubber split sole, suede spot
- 2-11 UK

£31.45*

www.linedancermagazine.com

OR CALL 01704 392 300

ORDER BY POST: LINEDANCER MAGAZINE
CLARE HOUSE, 166 LORD STREET, SOUTHPORT PR9 0QA

POSTAGE - UK: FREE EUROPE: £4 PER ITEM REST OF WORLD: £7 PER ITEM

1118599

PLEASE NOTE DELIVERY OF SOME SHOES CAN TAKE UP TO 14 DAYS.
***Prices quoted are based on members price. Non-members price will be higher.**

NOW AVAILABLE: Full catalogue now available to download from our website. Browse at your leisure, viewing different angles and features of all sneakers and shoes in our range.

1118599 Shoe Ad.indd 1 26/04/2013 09:38

Linedancer Top Twenty

thecharts

	DANCE	LEVEL	CHOREOGRAPHER	MUSIC TRACK	MUSIC ARTIST
1	**Throw Away The Key**	**INT**	Alison and Peter	Wake Me Up	Helen Fischer
2	**Tango De Pasion**	**INT**	Kate Sala	Tango De Pasion	Anamar
3	**Wagon Wheel Rock**	**IMP**	Yvonne Anderson	Wagon Wheel	Nathan Carter
4	**Outta Control**	**ADV**	Simon Ward	Outta Control	De-Lano
5	**Hurt Me Carefully**	**INT**	Ria Vos	Take It Easy On Me	Beth Hart
6	**Gleefully There**	**INT**	Rachael McEnaney	As Long As You're There	Glee Cast
7	**His Only Need**	**INT**	Ria Vos	She Is His Only Need	Wynonna
8	**Voodoo Jive**	**INT**	Adrian Churm	Voodoo Voodoo	Mike Sanchez and his Band
9	**Mexi-Fest**	**IMP**	Kate Sala	Back In Your Arms Again	The Mavericks
10	**Crank It Up**	**INT**	Daniel Whittaker	Crank It Up	David Guetta
11	**Disappearing Tail Lights**	**IMP**	Peter and Alison	Disappearing Tail Lights	Gord Bamford
12	**Troublemaker**	**INT**	Vikki Morris	Troublemaker	Olly Murs
13	**Beautiful In My Eyes**	**INT**	Simon Ward	Beautiful In My Eyes	Joshua Kadison
14	**Reflection**	**INT**	Alison Johnstone	Da Roots	Mind Reflection
15	**Windy City Waltz**	**INT**	S. Ward/R. Vos/D. Bailey	I Love You	Faith Hill
16	**Disconnected**	**INT**	Robbie McGowan Hickie	Stay Here	Lee Dewyze
17	**Let the Sky Fall...**	**INT**	Neville Fitzgerald/Julie Harris	Skyfall	Adele
18	**Love Is A Word**	**IMP**	Maggie Gallagher	New Age	Marlon Roudette
19	**Anything Goes**	**INT**	Alison and Peter	Anything Goes	Randy Houser
20	**50 Ways**	**INT**	Patricia Stott	50 Ways To Say Goodbye	Train

VOTE NOW!

Your vote is important to us. It can make the difference for your favourite choreographer and their dance to reach the top and make it…

But we need more votes and so here's something that is sure to encourage our subscribers!

Each month, we will pick two random lucky winners who will get a surprise CD by a top artist AND a Linedancer magazine voucher! A few minutes online may just get you this top prize…so what are you waiting for?

Voting is easy and open to ALL our subscribers. Go to www.linedancermagazine.com and log on. Then go to "My Profile" and vote….

Charts Issue 205.indd 1 25/04/2013 13:20

thecharts

Dance Levels

Beginner

Your vote is essential – PLEASE VOTE TODAY
Go to: www.linedancermagazine.com/myprofile

	DANCE	CHOREOGRAPHER	MUSIC TRACK	MUSIC ARTIST
1	**Cheap Talk**	Gaye Teather	Talk Is Cheap	Alan Jackson
2	**Shattered Dreams**	Karl-Harry Winson	When You Say My Name	The Overtones
3	**Wake Me Up And Stay**	Helen Reeson	Wake Me Up	Helen Fischer
4	**Almost Tomorrow**	Margaret Swift	It's Almost Tomorrow	Mark Wynter
5	**Jonah In The Whale**	Claire Bell	Ac-Cent-Tchu-Ate The Positive	Jools Holland
6	**Whispering Your Name**	Alison and Peter	She's Not You	Chris Isaak
7	**Something In The Water**	Niels Poulsen	Something In The Water	Brook Fraser
8	**Wrong Side**	Kirsthen Hansen	I Can't Lie	Maroon 5
9	**Give Me R.E.S.P.E.C.T.**	M. Vasquez	R.E.S.P.E.C.T.	Melanie-Amaro
10	**Seduced**	Ira Weisburd	I Want To Be Seduced	Rob Rio

Improver

Your vote is essential – PLEASE VOTE TODAY
Go to: www.linedancermagazine.com/myprofile

	DANCE	CHOREOGRAPHER	MUSIC TRACK	MUSIC ARTIST
1	**Wagon Wheel Rock**	Yvonne Anderson	Wagon Wheel	Nathan Carter
2	**Mexi-Fest**	Kate Sala	Back In Your Arms Again	The Mavericks
3	**Disappearing Tail Lights**	Peter and Alison	Disappearing Tail Lights	Gord Bamford
4	**Love Is A Word**	Maggie Gallagher	New Age	Marlon Roudette
5	**The Belle Of Liverpool**	Audrey Watson	The Belle Of Liverpool	Derek Ryan
6	**Little Too High**	Richard Palmer/Lorna Dennis	Candy	Robbie Williams
7	**Driven**	Rob Fowler	Driven	Casey James
8	**Half Past Nothin'**	Neville Fitzgerald/Julie Harris	Knock Knock	Jack Savoretti
9	**Maverockin**	Gaye Teather	As Long As There's Loving...	The Mavericks
10	**Rock Paper Scissors**	Maggie Gallagher	Rock-Paper-Scissors	Katzenjammer

Intermediate

Your vote is essential – PLEASE VOTE TODAY
Go to: www.linedancermagazine.com/myprofile

	DANCE	CHOREOGRAPHER	MUSIC TRACK	MUSIC ARTIST
1	**Throw Away The Key**	Peter and Alison	Wake Me Up	Helene Fischer
2	**Tango De Pasion**	Kate Sala	Tango De Pasion	Anamar
3	**Hurt Me Carefully**	Ria Vos	Take It Easy On Me	Beth Hart
4	**Gleefully There**	Rachael McEnaney	As Long As You're There	Glee Cast
5	**His Only Need**	Ria Vos	She Is His Only Need	Wynonna
6	**Crank It Up**	Daniel Whittaker	Crank It Up	David Guetta
7	**Voodoo Jive**	Adrian Churm	Voodoo Voodoo	Mike Sanchez and his Band
8	**Troublemaker**	Vikki Morris	Troublemaker	Olly Murs
9	**Beautiful In My Eyes**	Simon Ward	Beautiful In My Eyes	Joshua Kadison
10	**Reflection**	Alison Johnstone	Da Roots	Mind Reflection

Advanced

Your vote is essential – PLEASE VOTE TODAY
Go to: www.linedancermagazine.com/myprofile

	DANCE	CHOREOGRAPHER	MUSIC TRACK	MUSIC ARTIST
1	**Outta Control**	Simon Ward	Outta Control	De-Lano
2	Together We Dance	Alison and Peter	Dance With Me	Johnny Reid
3	Gotta Be Somebody	Guyton Mundy	Gotta Be Somebody	Nickelback
4	Backtrack	Maggie Gallagher	Backtrack	Rebecca Ferguson
5	Brand New Me	Neville Fitzgerald/Julie Harris	Brand New Me	Alicia Keys
6	Come Together 2013	Debbie McLaighlin	Come Together	Michael Jackson
7	Question Of Doubt	Ria Vos	Who Is He And What...	Shaun Escoffery
8	Hairspray	Simon Ward/Rachael McEnaney	You Can't Stop The Beat	The Cast of Hairspray
9	Have A Little Faith	Simon Ward	There You'll Be	Faith Hill
10	Don't Stop The Party	Niels Poulsen	Don't Stop The Party	Pitbull

Charts Issue 205.indd 2 25/04/2013 13:20

This month's DJ Playlist is courtesy of Linda Garrett of Blooming Linda's Line Dance Club in Somerton, Somerset from their social 20th April 2013

DJ Playlist

	DANCE	CHOREOGRAPHER	MUSIC TRACK	MUSIC ARTIST
1	**September In The Rain**	Karen Tripp	September In The Rain	Rod Stewart
2	**Reflection**	Alison Johnstone	Mind Reflection	Da Roots
3	**Tango De Pasion**	Kate Sala	Tango De Pasion	Anamar
4	**Throw Away The Key**	Alison and Peter	Wake Me Up	Helene Fischer
5	**Outta Control**	Simon Ward	Outta Control	De-Lano
6	**Wagon Wheel Rock**	Yvonne Anderson	Wagon Wheel	Nathan Carter
7	**50 Ways**	Pat Stott	50 Ways To Say Goodbye	Train
8	**Gleefully There**	Rachael McEnaney	As Long As You're There	Glee Cast
9	**Black Heart**	Kate Sala	Black Heart	Stooshe
10	**Shattered Dreams**	Karl-Harry Winson	When You Say My Name	The Overtones
11	**Long Distance Love**	Dee Musk	Long Distance	Melanie Amaro
12	**Mexi-Fest**	Kate Sala	Back In Your Arms Again	Mavericks
13	**Rolling In The Deep**	Maggie Gallagher	Rolling In The Deep	Adele
14	**The Mermaid**	Pat Stott	Mermaid	Train
15	**Showed Up Late**	Michelle Risley	Showed Up Late	Pete Stothard
16	**Pot of Gold**	Liam Hrycan	Dance Above The Rainbow	Ronan Hardiman
17	**Crank It Up**	Daniel Whittaker	Crank It Up	David Guetta
19	**123 Waltz**	Val Myers	Lonely You	Lee Ann Womack
20	**Disappearing Tail Lights**	Alison and Peter	Disappearing Tail Lights	Gord Bamford
21	**Hurt Me Carefully**	Ria Vos	Take It Easy	Beth Hart
22	**Some Nights**	Maggie Gallagher	Some Nights	Fun
23	**When I Need You**	Karl-Harry Winson	When I Need You	Joe McElderry
24	**Wishful Thinking**	Jim O' Neill	Loving All Night	Rodney Crowell
25	**When I Was Yours**	Craig Bennett	When I Was Your Man	Bruno Mars
26	**Domino**	Rachael McEnaney	Domino	Jesse J
27	**Voodoo Jive**	Adrian Churn	Voodoo Voodoo	Mike Sanchez and his Band
28	**Love Is A Word**	Maggie Gallagher	New Age	Marlon Roudette
29	**The Wanderer**	Michelle Risley	The Wanderer	Status Quo
30	**Windy City Waltz**	Darren Bailey/Simon Ward/Ria Vos		I Love You-Faith Hill

Club Charts

Gemini LDC

Clwyd, Nr. Chester

Contact: mary.stubbs@hotmail.co.uk

	DANCE	CHOREOGRAPHER	MUSIC TRACK	MUSIC ARTIST
1	**Little Too High**	Richard Palmer/Lorna Dennis	Candy	Robbie Williams
2	**Til Forever**	Audrey Watson	From Here Til Forever	Helene Fischer
3	**Shattered Dreams**	Karl-Harry Winson	When You Say My Name	Lennerockers
4	**Wake Me Up & Stay**	Helen Reeson	Wake Me Up	Helene Fischer
5	**Mary Mary**	Karl-Harry Winson	Kiss Me Mary	Derek Ryan
6	**Places**	Michelle Adlam/Maria Hennings Hunt	Places I've Never Been	Mark Wills
7	**Amazingly Beautiful**	Timothy To/Theresina Tam	Simply Beautiful	Lennerockers
8	**Mexi-Fest**	Kate Sala	Back In Your Arms	The Mavericks
9	**Imelda's Way**	Adrian Churm	Inside Out	Imelda May
10	**When I Need You**	Karl-Harry Winson	When I Need You	Joe McElderry

Smart Moves LDC

Kilmarnock, Scotland

Source: Smartmoves@live.co.uk

	DANCE	CHOREOGRAPHER	MUSIC TRACK	MUSIC ARTIST
1	**Hurt Me Carefully**	Ria Vos	Take It Easy On Me	Beth Hart
2	**When I Was Yours**	Craig Bennett	When I Was Your Man	Bruno Mars
3	**Mary Mary**	Karl-Harry Winson	Kiss Me Mary	Derek Ryan
4	**Wild Love**	Maggie Gallagher	Wild Love	Ria Garvey
5	**Time In A Bottle**	Alison and Peter	Time In A Bottle	John Berry
6	**Voodoo Jive**	Adrian Churm	Voodoo Voodoo	Mike Sanchez and his Band
7	**Clap For The DJ**	Ria Vos	Tonight I'm Your DJ	Ida Corr
8	**Whiskey Instead Of Wine**	Vikki Morris	Weed Instead Of Roses	Ashley Monroe
9	**Long Distance Love**	Dee Musk	Long Distance	Melanie Amaro
10	**Disappearing Tail Lights**	Alison and Peter	Disappearing Tail Lights	Gord Bamford

Nina's Delta Blues

Ballymoney, County Antrim

Source: annmcmullan35@hotmail.com

	DANCE	CHOREOGRAPHER	MUSIC TRACK	MUSIC
1	**Throw Away The Key**	Peter and Alison	Wake Me Up	Helene Fischer
2	**Rock Me**	**Nina** McMullan-McAuley	Wagon Wheel	Nathan Carter
3	Bread On The Table	Alison and Peter	Bread On The Table	Exile
4	Voodoo Jive	Adrian Churm	Voodoo Voodoo	Mike Sanchez and his Band
5	Rockaway	Alison and Peter	Rockaway	Kellie Pickler
6	Give It A Go	Ria Vos	Give It Up	Andrew Spencer
7	2 Galway Girls	Maggie Gallagher/Chris Hodgson	The Galway Girl	JG Project
8	Reflection	Alison Johnstone	Da Roots	Mind Reflection
9	Kiss Me Mary	Daisy Simons	Kiss Me Mary	Derek Ryan
10	Let It Be Love	Robbie McGowan Hickie	Anything Other Than Love	Deborah Allen

Charts Issue 205.indd 3 25/04/2013 13:20

Voodoo Jive

64 Count
2 Wall
Intermediate

Choreographer
Adrian Churm

Music Track And Artist
Voodoo Voodoo - Mike Sanchez and his Band

Absolutely fabulous dance. Great music. Steps are a treat to dance. Should be a winner.
Valerie Hughes

I love jive! Really surprised at how quickly the class picked this up as it is quite nippy but they really liked it. No bits to remember so that's a bonus really.
Val Whittington

This looks great! Will definitely teach it. It's 34 deg here in South Africa but I'll sweat it out to do this one! Great music & steps.
Marilyn Lee

This went down a storm last night, fast pace but nothing difficult, the step combinations fit perfectly to a great piece of music, first time in a while they said they loved it after the first teach.
Denise Nicholls

Runaway Train

64 Count
2 Wall
Intermediate

Choreographer

Craig Bennett

Music Track And Artist
Runaway Train - Sam Callahan

Great dance and went well in all my classes. The choreography fits the title and the music perfectly this is also one of those dances that we can JUST DANCE, no tags or re starts.
J Myers

Taught this in my easier class this week and they said they liked it. Choreography is good, with the added bonus of no tags or re-starts. I really liked the music when I first heard it but felt like I was waiting for a bigger beat to kick in but it doesn't. I like the dance but just a little disappointed with the music.
Kath Dickens

My Intermediates really liked this dance. Good music & straightforward step sequences. Great to have no tags/restarts!
Norma Purnell

Starting Something

48 Count
4 Wall
Intermediate

Choreographer

Peter and Alison

Music Track And Artist
Wanna Be Startin' Somethin' – Glee Cast

Moon Walks, Funky Walks, Hot Knee Swivels what more could a dancer want from a dance. A chance to put lot's of attitude in to it. Easy teach as sections flow on nicely. One not to be missed for all levels.
Mike Parkinson

A truly fun dance with some really cool moves. Brings the fun back to Line dancing.
Fred B

Fab fun dance and quite an easy teach. Really fits the music and makes you want to dance. Love the swivels and 'sit down' moves. Remind me of dances from many years ago. This certainly brings back the fun into Line dancing.
Ann Wood

Fun, Funky dance with no tags or restarts. Lots of attitude, sure to be a hit.
Maureen Bullock

Linedancer magazine has always valued reviews from anyone – instructors, of course, but dancers too.
If you dance, we know you will have opinions and favourites. We know that your reviews are a helpful tool to other dancers.
Please take a moment or two to help us to help you.

Share them with us and you may soon see your name in print ...
Go to www.linedancermagazine.com, log in and tell us your favourites and why.
A couple of lines is more than enough … please don't forget!

Charts Issue 205.indd 4 25/04/2013 13:20

Long Distance Love

64 Count
4 Wall
Intermediate

Choreographer

Dee Musk

Music Track And Artist
Long Distance –
Melanie Amaro

This dance has some interesting steps and the turns flow beautifully. It was easier to teach than I thought but needed to go over sections 3 & 4 a few times. Lovely upbeat track makes you want to dance. Definitely recommended!
Marilyn Lee

I really enjoy this dance flows so well to the music,a good strong beat, a nice pace,and looks good on the floor.
Valerie Sim

Love this dance, taught it recently, class found it a little hard and certainly needed to concentrate on some of the sections. Will be doing it again and it was not as hard as I thought it was going to be to teach, brilliant!
Caroline Cooper

Very well received in classes, gave alternatives for non turners so everyone was on the floor. Steps flow throughout, one easy tag no problem.
Denise Nicholls

When I Was Yours

32 Count
4 Wall
Intermediate

Choreographer

Craig Bennett

Music Track And Artist
When I Was Your Man –
Bruno Mars

A really cool nightclub two step which has been choreographed to a fantastic track, this should do very well.
Christine Wallace

Lovely track, class mastered the timing and fitting it to music after a couple of goes on the first wall. Another nice nightclub, so much choice!
Sue Marks

Love this dance, feels like you're floating on air, lovely music, steps a bit tricky but manageable.
Gillian Walters

Amazing music. Just the last three counts felt awkward to start with. I think it is easier to turn with both feet, keeping balanced to slow music, tried to spiral and didn't seem to work.
Maureen Bullock

The Belle Of Liverpool

64 Count
2 Wall
Improver

Choreographer

Audrey Watson

Music Track And Artist
The Belle Of Liverpool –
Derek Ryan

Nice dance, no tags or restarts. Fun music to sing-a-long with. Hope this does well, went well in class.
Phil Marson

Nice easy teach and a round of applause at the end, class loved it, I`m sure artists and bands will pick this one up.
Denise Nicholls

My classes love this dance. Upbeat music, not too difficult and lots of fun. We also like the lack of tags and restarts. So much easier to just enjoy the dance.
Karen Hodgins

Was pleasantly surprised with this one, I thought the class would struggle with the direction but no they got it right off and really loved it.
Lois Lightfoot

Watch & Learn

Video clips available now at
www.linedancermagazine.com

Long Distance Love
Runaway Train
Starting Something

The Belle Of Liverpool
Voodoo Jive
When I Was Yours

Charts Issue 205.indd 5 25/04/2013 13:21

Just for Fun

Cryptic Crossword



ACROSS
1. Ambiguous Chinese inn drama (8)
4. Annoys insects? (4)
7. Subject uncovers earth emerald (5)
9. Sap hiding a garden pest (5)
11. Bird shelter in kangaroo story (5)
12. Frantic floorshow, ate crab (7)
13. Van swerved in response (6)
15. Star sign is part of a circle belonging to that female (6)
18. The arms indicate confused rodent (7)
20. Body discovered in sitcom ET (5)
22. Devil revealed crude monster (5)
23. Loud noise, proceed to wild dog (5)
24. Portray sunbeams, essentially (4)
25. Wasn't fond of mixed up idle kids (8)

DOWN
1. A politician may or may not be found (5)
2. No saint in a variety of countries (7)
3. An administrative division in short, is proficient (5)
5. You and me belonging to that woman act as a guide (5)
6. Snack bar berry provides short cut (6)
8. A headless fruit apiece (4)
10. Discourage rude terrier, essentially (5)
13. Found pain in stomach educates (5)
14. Reach out for concealed text endorsement (6)
16. Poor actor imitation gets sack (7)
17. Some similar ideology is very dry (4)
19. Is all wrapped up in maximum mystery (5)
20. Strip of water found in pelican alcove (5)
21. Shy in verbatim idiom (5)

Partners In Crime!

Here are some well known crime frghters. Can you name their partners (including their first names)?

1. Jack Regan
2. Ray Doyle
3. David Starsky
4. James Dempsey
5. Christine Cagney
6. Andrew Dalziel
7. Endeavour Morse
8. Sherlock Holmes
9. Rosemary Boxer
10. Jeff Randall

Famous Women?

1. Who was the first woman in the Bible?
2. Athlete Florence Griffith Joyner was commonly known by what nickname?
3. Who was the first female governor of Alaska?
4. The Edward and Mrs Simpson affair rocked the world in 1936. What was the first name of Mrs Simpson?
5. What is the name of the Peter Griffin's wife in Family Guy?
6. Which actress has won more Best Actress Oscars than anyone else?
7. Which American singer was born Eleanora Fagan?
8. In Greek mythology, who was the mother of Oedipus?
9. Who was lead singer of The Bangles?
10. Which famous woman in history had a cottage in Shottery in Warwickshire?

Brainbasher: Pet's Reunion

At a recent Pets Anonymous reunion, the attendees were discussing which pets they had recently owned. James used to have a dog. The person who used to own a mouse now owns a cat, but the person who used to have a cat does not have a mouse. Kevin has now or used to have a dog, I can't remember which. Becky has never owned a mouse. Only one person now owns the pet they previously had. Rebecca said very little throughout the meeting and nobody mentioned the hamster. Can you determine who owns which pet and what they used to own?

Solutions Issue 204

CATCHWORDS

ALL SOUNDS THE SAME TO ME
1. Tighten/Titan.
2. Humorous/humerus.
3. Brews/bruise.
4. Roe/rho.
5. Rude/rued.
6. Foe/faux.
7. Die/dye.
8. Links/lynx.
9. Mustard/mustered.
10. Insight/incite.

JUST A 2ND
1. Buzz Aldrin
2. Bob Monkhouse (Jackie Rae was 1st)
3. K2
4. Exodus
5. Spencer Compton
6. Man Utd
7. Sherpa Tensing
8. Bravo
9. Patrick Troughton
10. The Amazon

Just for fun.indd 2 26/04/2013 12:00

Focus On

Focus On is the latest innovation for Linedancer readers.

This month:
Focus On
DJ's

DJ GRROWLER

John has been teaching line dance for many years with his wife Maureen. They started running monthly Socials in 2004 for which he was the DJ and then two weekend events of their own as well as 'Sunday Showcases' at which unknown choreographers come to teach their own dances alongside well established 'names'. Since 1997 John has been on the staff at the 'Las Vegas Dance Explosion', instructing and as DJ in the beginners ballroom, the hardest job for a DJ as the beginners usually need someone on the floor to lead or cue the dancers. This room has gone from strength to strength and now rivals the main ballroom in size. For the last three years John has also DJ'd at the Wolvestock Country Festival and since 2011 the 'Jewel in the Crown' has been DJ'ing at Linedancer Magazine's 'Crystal Boot Awards'.

DANCE CHOICES:
Half Past Twelve
Michael's Two Step
Sunshine
Sacred Trust

DJ JILL BABINEC

Jill is a very well known and popular DJ on the Event Circuit in North America. In 2013 alone, so far she has DJ'd at the Worlds (Nashville), the Big Bang Classic (North Carolina) and she will be DJ'ing at the Canadian Line Dance Classic (Toronto), Pike's Peak or Bust (Colorado Springs), Dance Is Life (Las Vegas), Windy City Mania and Windy City Linedance (Chicago), Virginia Linedance Festival (Virginia) and Celebrate Dance (Toronto). Jill is known for her zany sense of humour and approachable manner; she always keeps the dance floor full. Jill is also an excellent dancer and won the Dancer of the Year Award at the 2009 Vegas Line Dance Explosion and as well is into the 10th year of running her own successful fund-raising event 'Dance For A Cure'.

DANCE CHOICES:
Skiffle Time
Honey Pie
Love Repeats
Call Me Baby

Focus on DJS.indd 65 25/04/2013 13:24

Lesley taught this one at one of our "Sunday Showcases" an all day event to showcase unknown choreographers – it's been a firm favourite with our classes ever since.

Half Past Twelve

2 WALL – 64 COUNTS – INTERMEDIATE

Steps	Actual Footwork	Calling Suggestion	Direction
Section 1	**Kick, Ball, Cross x 2, Side Rock, Cross Shuffle**		
1&2	Kick right forward. Step right beside left. Cross left over right.	Kick Ball Cross	Right
3&4	Kick right forward. Step right beside left. Cross left over right.	Kick Ball Cross	
5-6	Rock right to right side. Recover onto left.	Rock side	On the spot
7&8	Cross right over left. Step left to left side. Cross right over left.	Cross Shuffle	Left
Section 2	**1/4 Turn, 1/4 Turn, Cross Shuffle, Side Rock, Behind, Side, Cross**		
1-2	Turn 1/4 right and step back on left. Turn 1/4 right and step right to right side.	Turn Turn	Turning right
3&4	Cross left over right. Step right to right side. Cross left over right.	Cross Shuffle	Right
5-6	Rock right to right side. Recover onto left.	Rock side	On the spot
7&8	Cross right behind left. Step left to left side. Cross right over left.	Behind Side Cross	Left
Section 3	**Kick, Ball, Cross x 2, Side Rock, Cross Shuffle**		
1&2	Kick left forward. Step left beside right. Cross right over left.	Kick Ball Cross	Left
3&4	Kick left forward. Step left beside right. Cross right over left.	Kick Ball Cross	
5-6	Rock left to left side. Recover onto right..	Rock Side	On the spot
7&8	Cross left over right. Step right to right side. Cross left over right.	Cross Shuffle	Right
Section 4	**1/4 Turn, Step, Coaster Step, Walk x 2, Shuffle**		
1-2	Turn 1/4 left and step back on right. Step left beside right.	Turn Together	Turning left
3&4	Step right back. Step left beside right. Step forward on right..	Coaster Step	On the spot
5-6	Walk forward left, right	Step Step	Forward
7&8	Step forward on left. Step left beside right. Step forward on left	Shuffle	Forward
Section 5	**Forward Rock, Together, Shuffle Back, Back Rock,**		
1-2&	Rock forward on right. Recover onto left. Step right beside left.	Forward Rock Together	On the spot
3-4	Rock forward on left. Recover onto right.	Rock Forward	
5&6	Step back on left. Step right beside left. Step back on left.	Shuffle	Back
7-8	Rock back on right. Recover onto left.	Rock Back	On the spot
Section 6	**Kick Ball Step, Step, Pivot 1/2, Kick Ball Step, Step, Pivot 1/4**		
1&2	Kick right forward. Step right beside left. Step left forward.	Kick Ball Step	Forward
3-4	Step right forward. Pivot 1/2 turn left.	Step Pivot	Turning left
5&6	Kick right forward. Step right beside left. Step left forward.	Kick Ball Step	Forward
7-8	Step right forward. Pivot 1/4 turn left.	Step Pivot	Turning left
Section 7	**Jazz Box, Step back x 2, Cross shuffle**		
1-2	Cross right over left. Step left to left side.	Cross Side	On the spot
3-4	Step right to right side. Cross left over right.	Side Cross	
5-6	Step back on right. Step back on left.	Step Step	Back
7&8	Cross right over left. Step left to left side. Cross right over left.	Cross Shuffle	Left
Section 8	**Side Rock, Behind, Side, Cross, Step, Pivot 1/2, Step, Pivot 1/2**		
1-2	Rock left to left side. Recover onto right.	Rock Side	On the spot
3&4	Cross left behind right. Step right to right side. Cross left over right.	Behind Side Cross	Right
5-6	Step forward on right. Pivot 1/2 turn left	Step Pivot	Turning left
7-8	Step forward on right. Pivot 1/2 turn left	Step Pivot	
Tag	**End of Wall 2 add Jazz Box**		
1-2	Cross right over left. Step left to left side.		
3-4	Step right to right side. Cross left over right.		

Choreographed by:
Lesley Clarke
Scotland
August 2008

Choreographed to:
Gimme! Gimme! Gimme! by Amanda Seyfried (CD: Mamma Mia movie soundtrack also available on amazon.com)

Tag:
End of Wall 2
Intro: 36 counts from the heavy beat.

Focus on DJS.indd 66 25/04/2013 13:24

I learnt this one at my first trip to The Las Vegas Dance Explosion (2005) – taught by Simon Ward. Terry has it listed as Beg/ Improver, but it certainly isn't beginner, the S.S,Q.Q.Q.(slow, slow, quick, quick, quick) rhythm takes a little mastering.

Michael's Two Step

1 WALL – 64 COUNTS – IMPROVER

Steps	Actual Footwork	Calling Suggestion	Direction
Section 1	**Step, Hold, Cross, Hold, Step, Side, Step, Hold**		
1-4	Step forward on left. Hold. Cross right over left. Hold (S, S)	Step Hold Cross Hold	Forward
5-6	Step back on left. Step right to right side.(Q, Q)	Back Side	Back
7-8	Step forward on left. Hold. (S)	Step Hold	Forward
Section 2	**Cross, Hold, Back, Side, Cross, Hold, Side, Hold**		
1-4	Cross right over left. Hold. Step back on left. Step right to right side. (S, Q, Q)	Cross Hold Back Side	Back
5-8	Cross left over right. Hold. Rock-step right to right side. Hold. (S, S)	Cross Hold Side Hold	Right
Section 3	**1/4 Turn, Step, Step, Hold, 1/2 Turn, Hold, Step, Step**		
1-4	Turn1/4 left and step forward on left. Step forward right, left. Hold. (Q, Q, S)	Turn Step Step Hold	Turning left
5-6	Turn 1/2 left and rock-step back on right. Hold. (S)	Turn Hold	
7-8	Recover-step onto left. Step forward on right. (Q, Q)	Left Right	Forward
Restart	Wall 3 - see note below		
Section 4	**Rock Forward, Hold, Recover, Hold, Coaster Step, Hold**		
1-2	Rock forward on left. Hold.	Forward Hold	
3-4	Recover onto right. Hold. (S, S)	Recover Hold	On the spot
5-6	Step back on left. Step right beside left. (Q, Q)	Step Together	
7-8	Step left forward. Hold. (S)	Step Hold	
Section 5	**Pivot 1/2, Hold, Step, Pivot 1/2, Step, 1/4 Pivot, Cross, Hold**		
1-2	Make 1/2 pivot turn right onto right. Hold. (S)	Turn	Turning right
3-4	Step forward on left. Pivot 1/2 right. (Q, Q)	Step Pivot	
5-6	Step forward on left. Pivot 1/4 right. (Q< Q)	Step Pivot	
7-8	Cross left over right. Hold. (S)	Cross hold	On the spot
Section 6	**Side, Hold, 1/4 Turn, Together, Rock Side, Hold, Recover, Hold**		
1-2	Step right to right side. Hold. (S)	Side Hold	Right
3-4	Turn 1/4 left and step left to left side. Step right beside left. (Q, Q)	Turn Together	Turning left
5-8	Rock left to left side. Hold. Recover onto right. Hold. (S, S)	Rock Hold Recover Hold	On the spot
Section 7	**Cross, Side, Behind, Hold, 1/4 Turn, Step, Pivot 1/2**		
1-2	Cross left behind right. Step right to right side.	Cross Side	
3-4	Cross left over right. Hold. (Q, Q, S)	Behind Hold	Right
5-6	Turn 1/4 right and step forward on right . Hold. (S)	Turn Step	Turning right
7-8	Step forward on left. Pivot 1/2 turn right. (Q, Q)	Step Pivot	
Section 8	**Step, Hold, Step, Hold, Step, Pivot 1/2, Step, Pivot 1/2**		
1-4	Step forward on left. Hold. Step forward on right. Hold. (S, S)	Step Hold Step Hold	Forward
5-6	Step forward on left. Pivot 1/2 turn right. (Q, Q)	Step Pivot	Turning right
7-8	Step forward on left. Pivot 1/2 turn right. (Q, Q)	Step Pivot	

Choreographed by:
Terry Hogan
Australia
November 2005

Choreographed to:
Dance With The One That Brought You by Shania Twain (CD: Shania Twain also available on amazon.com and itunes)

Restarts:
Wall 3 dance 24 counts making 1/4 turn left on the last count stepping right beside left to restart facing the front.

Watch & Learn

A video clip of this dance is available at www.linedancermagazine.com

Focus on DJS.indd 67 25/04/2013 13:24

Sunshine

This one is a real beginner dance for the uninitiated, only one quarter turn, and it leaves them with a sense of achievement and a desire to learn more.

4 WALL – 32 COUNTS – BEGINNER

Steps	Actual Footwork	Calling Suggestion	Direction
Section 1	**Side, Together, Side, Touch x 2**		
1-2	Step right to right side. Close left beside right.	Side Together	Right
3-4	Step right to right side. Touch left beside right.	Side Touch	
5-6	Step left to left side. Close right beside left.	Side Together	Left
7-8	Step left to left side. Touch right beside left.	Side Touch	
Section 2	**Forward Touches x 2, Back Touches x 2**		
1-2	Step forward on right. Touch left beside right.	Step Touch	Forward
3-4	Step forward on left. Touch right beside left.	Step Touch	
5-6	Step back on right. Touch left beside right.	Step Touch	Back
7-8	Step back on left. Touch right beside left.	Step Touch	
Section 3	**Walk Forward x 3, Kick, Walk Back x 3, Kick**		
1-2	Walk forward right, left	Walk Walk	Forward
3-4	Walk forward right. Kick left forward,	Walk Kick	
5-6	Walk back left, right	Walk Walk	Back
7-8	Walk back left. Kick right forward.	Walk Kick	
Section 4	**Grapevine right, Grapevine 1/4 Turn**		
1-2	Step right to right side. Cross left behind right.	Side Behind	Right
3-4	Step right to right side. Touch left beside right.	Side Touch	
5-6	Step left to left side. Cross right behind left.	Side Behind	Left
7-8	Turn 1/4 left and step left forward. Touch right beside left.	Turn Touch	Turning left

Choreographed by:
Barbara Lowe
UK
March 2008

Choreographed to:
'A Brighter Day' by Helena Paparizou (CD: Protereotita - Euro Edition also available on amazon.co.uk)

Styling Tip:
In sections 2, 3, 4, hold hands with the person next to you.

Watch & Learn

A video clip of this dance is available at www.linedancermagazine.com

Focus on DJS.indd 68 25/04/2013 13:24

Nice beginner/improver dance for introducing full turns. Will fit to lots of different tracks, so a good one for live bands. Try it to JLo's "Let's Get Loud'.

Sacred Trust

4 WALL – 32 COUNTS – IMPROVER

Steps	Actual Footwork	Calling Suggestion	Direction
Section 1	**Cross Rock, Chasse, Cross Rock, Chasse 1/4 Turn**		
1-2	Cross rock left over right. Recover onto right.	Cross Rock	On the spot
3&4	Step left to left side. Step right beside left. Step left to left side.	Chasse	Left
5-6	Cross rock right over left. Recover onto left.	Cross Rock	On the spot
7&8	Step right to right side. Step left beside right. Turn 1/4 right and step right to right side.	Chasse	Right
Section 2	**Step, Pivot 1/2 Turn, Shuffle, Full Turn, Shuffle**		
1-2	Step forward on left. Pivot 1/2 turn right.	Step Pivot	Turning right
3&4	Step forward on left. Step right beside left. Step forward on left.	Shuffle	Forward
5-6	Turn 1/2 left and step back on right. Turn 1/2 left and step forward on left	Turn Turn	Turning left
7&8	Step forward on right. Step left beside right. Step forward on right.	Shuffle	Forward
Section 3	**Rock Forward, Coaster Step x 2**		
1-2	Rock forward on left. Recover onto right	Rock Forward	On the spot
3&4	Step back on left. Step right beside left. Step forward on left.	Coaster Step	
5-6	Rock forward on right. Recover onto left.	Rock Forward	
7-8	Step back on right. Step left beside right. Step forward on right.	Coaster Step	
Section 4	**Touch, Touch, Coaster Step x 2**		
1-2	Touch left toe forward. Touch left toe to left side.	Touch Touch	On the spot
3&4	Step back on left. Step right beside left. Step forward on left.	Coaster Step	
5-6	Touch right toe forward. Touch right toe to right side.	Touch Touch	
7&8	Step back on right. Step left beside right. Step forward on right.	Coaster Step	

Choreographed by:

Craig Cooke
UK
December 2002

Choreographed to:
'Sacred Trust' by One True Voice (single available on amazon.co.uk)

Focus on DJS.indd 69 25/04/2013 13:24

Skiffle Time

This one seems to pack the floor no matter how many times it's played. Fast music with some speedy foot work make this a fun diddy. Some instructors might be hesitating to teach this dance as it is so fast but if you don't feel that your dancers can keep up the pace then I say just pitch it down. Don't ignore this -- make it work for you!

4 WALL – 64 COUNTS – INTERMEDIATE

Steps	Actual Footwork	Calling Suggestion	Direction
Section 1	**Forward Rock, 1/2 Turn Shuffle, Forward Rock, 3/4 Turn Shuffle**		
1-2	Rock forward on right. Recover onto left.	Rock Forward	On the spot
3&4	Turn 1/4 right and step right to right side. Close left beside right.		
	Turn 1/4 right and step forward on right.	Shuffle 1/2	Turning right
5-6	Rock forward on left. Recover onto right.	Rock Forward	On the spot
7&8	Turn 1/4 left and step left to left side. Turn 1/4 left and step right beside left.		
	Turn 1/4 left and cross left over right.	Shuffle 3/4	Turning left
Section 2	**Side Rock, Behind, Side, Cross, Side Rock, Behind, Side Cross**		
1-2	Rock right to right side. Recover onto left.	Rock side.	On the spot
3&4	Cross right behind left. Step left to left side. Cross right over left..	Behind Side Cross	Left
5-6	Rock left to left side. Recover onto right.	Rock Side	On the spot
7&8	Cross left behind right. Step right to right side. Cross left over right.	Behind Side Cross	Right
Section 3	**Side Rock, Together, Side Rock, Together, Forward Rock, Together, Forward Rock**		
1-2&	Rock right to right side. Recover onto left. Step right beside left.	Rock Side Together	On the spot
3-4&	Rock left to left side. Recover onto right. Step left beside right.	Rock Side Together	
5-6&	Rock forward on right. Recover onto left. Step right beside left.	Rock Forward Together	
7-8	Rock forward on left. Recover onto right.	Rock Forward	
Section 4	**Step, Step, Coaster Cross 1/4 Turn, Syncopated Extended Grapevine**		
1-2	Step back on left. Step back on right	Back Back	Back
3&4	Step back on left. Step right beside left.		
	Turn 1/4 left and step left forward and across right	Turning left	
&5	Step right to right side. Cross left behind right.	Side Behind	Right
&6	Step right to right side. Cross left over right.	Side Cross	
&7	Step right to right side. Cross left behind right	Side Behind	
&8	Step right to right side. Cross left over right.	Side Cross	
Section 5	**Grapevine, Cross, Side Rock x 2**		
1-2	Step right to right side. Cross left behind right.	Side Behind	Right
3-4	Step right to right side. Cross left over right	Side Cross	
5-6	Rock right to right side. Recover onto left	Side Rock	On the spot
7-8	Rock right to right side. Recover onto left.	Side Rock	
Section 6	**Behind, Side, Cross, Side, Side Rock x 2**		
1-2	Cross right behind left. Step left to left side.	Behind Side	Left
3-4	Cross right over left. Step left to left side.	Cross Side	
5-6	Rock right to right side. Recover onto left	Side Rock	On the spot
7-8	Rock right to right side. Recover onto left.	Side Rock	
Section 7	**Cross Rock, Chasse Right, Cross Rock, Chasse Left**		
1-2	Rock right over left. Recover onto left.	Cross Rock	On the spot
3&4	Step right to right side. Close left beside right. Step right to right side.	Chasse Right	Right
5-6	Cross rock left over right. Recover onto right.	Cross Rock	On the spot
7&8	Step left to left side. Close right beside left. Step left to left side.	Chasse Left	Left
Section 8	**Cross, Side, 1/4 Turn, SideTouch, Step, 1/2 Turn, Shuffle 1/2 Turn**		
1-2	Cross right over left. Step left to left side.	Cross Side	Left
3-4	Turn 1/4 right and step back on right. Touch left toe to left side.	Turn Touch	Turning right.
5-6	Step forward on left. Turn 1/2 left and step back on right.	Step Turn	Turning left
7&8	Turn 1/4 left and step left to left side. Close right beside left.		
	Turn 1/4 left and step forward on left	Shuffle 1/2	Turning left

Choreographed by:

Darren Bailey
UK
Feb 2012

Choreographed to:
'Mama Don't Allow' by The Jive Aces (EP It's Skiffle Time, also available on itunes and amazon)
Dance starts on lyrics
148 bpm

Watch & Learn

A video clip of this dance is available at www.linedancermagazine.com

Focus on DJS.indd 70 25/04/2013 13:24

Honey Pie

Fun little dance that you can sing along to. Another good one to add as a bonus teach if you need a filler. This is a dance that I think would be an excellent candidate to be taught in the beginner rooms at the weekend events but it doesn't seem to have caught on in North America so far.'

4 WALL – 32 COUNTS – BEGINNER

Steps	Actual Footwork	Calling Suggestion	Direction
Section 1	**Grapevine Right, Cross, Chasse Right, Rock Back**		
1-2	Step right to right side. Cross left behind right..	Side Behind	Right
3-4	Step right to right side. Cross left over right.	Side Cross	
5&6	Step right to right side. Close left beside right. Step right to right side.	Chasse Right	Right
7-8	Rock back on left. Recover onto right.	Back Rock	On the spot
Section 2	**Grapevine Left, Cross, Chasse Left, Rock Back**		
1-2	Step left to left side. Cross right behind left.	Side Behind	Right
3-4	Step left to left side. Cross right over left.	Side Cross	
5&6	Step left to left side. Close right beside left. Step left to left side.	Chasse Left	Left
7-8	Rock back on right. Recover onto left.	Back Rock	On the spot
Section 3	**Forward Rock, Back Rock, Step, Pivot 1/2 Turn, Step, Pivot 1/4 Turn**		
1-2	Rock forward on right. Recover onto left.	Rock Forward	On the spot
3-4	Rock back on right. Recover onto left.	Rock Back	
5-6	Step forward on right. Pivot 1/2 turn left. .	Step Turn	Turning left
7-8	Step forward on right. Pivot 1/4 turn left.	Step Turn	
Restart	Wall 7: Restart the dance again at this point.		
Section 4	**Step, Together, Step, Touch, Step, Together, Step, Touch**		
1-2	Step forward on right to slightly right diagonal. Step left beside right.	Step Together	Right
3-4	Step forward on right. Touch left beside right.	Step Touch	Forward
5-6	Step forward on left to slightly left diagonal. Step right beside left.	Step Together	Left
7-8	Step forward on left. Touch right beside left.	Step Touch	Forward
Styling	Steps 1-8 are done with Motown arm movements.		

Choreographed by:
Maggie Gallagher
UK
November 2012

Choreographed to:
'I Can't Help Myself (Sugar Pie, Honey Pie)' by Jessic Mauboy (CD single, also available on amazon)
Intro 24 counts

Restarts:
One Restart during Wall 7 at the end of section 3.

Watch & Learn

A video clip of this dance is available at www.linedancermagazine.com

Focus on DJS.indd 71 25/04/2013 13:24

Love Repeats

Great tune and the dance is just plain fun!! It's not difficult either to pick up on the dance floor. This is a great one as an added bonus teach to a class if you need a filler. The dance is very flexible and fits well to a lot of music...so if you're stuck at a social or an event and don't know what to dance...try this one. It has surprised me that it hasn't become more popular at the major events.

4 WALL – 32 COUNTS – BEGINNER

Steps	Actual Footwork	Calling Suggestion	Direction
Section 1	**Diagonal Step Touches x 4**		
1-2	Step right diagonally forward right. Touch left beside right.	Step Touch	Forward
3-4	Step left diagonally forward left. Touch right beside left.	Step Touch	
5-6	Step right diagonally forward right. Touch left beside right.	Step Touch	
7-8	Step left diagonally forward left. Touch right beside left.	Step Touch	
Option	Step to the diagonals leading with the hip and shoulder, using a larger than normal step.		
	Take the arms away from the body to a low V on the step, bring the arms in on the touch.		
Section 2	**Rock Forward, Rock Back, Jazz Box 1/4 Turn**		
1-2	Rock forward on right. Recover onto left.	Rock Forward	On the spot
3-4	Rock back on right. Recover onto left.	Rock Back	
5-6	Cross right over left. Step left back.	Cross Back	Back
7-8	Turn 1/4 right and step right to right side. Step left slightly forward.	Turn Step	Turning right
Option	Steps 1-2 Try shoulder shimmies on the forward rock.		
Section 3	**Grapevine Right, Side, Touch x 2**		
1-2	Step right to right side. Cross left behind right.	Side Behind	Right
3-4	Step right to right side Touch left beside right.	Side Touch	
5-6	Step left to left side. Touch right beside left.	Side Touch	Left
7-8	Step right to right side. Touch left beside right.	Side Touch	Right
Section 4	**Grapevine Left, Cross, Side Bump, Hip Bumps x 4, Hold**		
1-2	Step left to left side. Cross right behind left.	Side Behind	Left
3-4	Step left to left side. Cross right over left.	Side Cross	
5	Step left to left side bumping hip left	Side	
&6&7	Bump hips right, left, right, left.	Bump Hips	On the spot
8	Hold	Hold	
Option	Steps 1-3 Rolling Grapevine		

Choreographed by:

Michele Burton
USA
December 2011

Choreographed to:
'Love You Like A Love Song' by Selena Gomez and The Scene (CD When The Sun Goes Down, also available on itunes and amazon) Dance starts on lyrics 148 bpm

Focus on DJS.indd 72 25/04/2013 13:24

Call Me Baby

A nice easy beginner from John Robinson. Of course it has some wiggles in it or it wouldn't be a Robinson dance! This recently has been picking up momentum in the beginner rooms at events. A good dance for new beginners to teach them some newer steps that they haven't learned yet. This dance can be done to other pieces of music as well.

4 WALL – 32 COUNTS – BEGINNER

Steps	Actual Footwork	Calling Suggestion	Direction
Section 1	**Walk Forward x 3, Modified Charleston**		
1-2	Step forward on right. Step forward on left.	Walk Walk	Forward
3-4	Step forward on right. Tap left heel forward.	Step Tap	
5-6	Step left beside right. Tap right toe back.	Together Tap	On the spot
7-8	Step right beside left. Tap left heel forward.	Together Tap	
Section 2	**Walk Back x 3, Modified Reverse Charleston**		
1-2	Step back on left. Step back on right.	Walk Walk	Back
3-4	Step back on left. Tap right toe back.	Step Tap	
5-6	Step right beside left. Tap left heel forward.	Together Tap	On the spot
7-8	Step left beside right. Tap right toe back.	Together Tap	
Section 3	**Shimmy Side, Together, Hold, Shimmy Side, Together, Hold**		
1-2	Step right to right side shimmying shoulders for 2 counts.	Side Shimmy	Right
3-4	Step left beside right. Hold.	Together Hold	
5-6	Step right to right side shimmying shoulders for 2 counts. .	Side Shimmy	Left
7-8	Step left beside right. Hold.	Together Hold	
Option	Wiggle hips instead shimmying shoulders, or do both at the same time!		
Restart	Wall 4 restart dance again at this point.		
Section 4	**Diagonal Steps x 2, 1/8 Turn x 2**		
1-2	Step right diagonally forward right. Step left diagonally forward left.	Out Out	Forward
3-4	Step right back in place. Step left beside right.	Back Together	Back
5-6	Step right slightly forward. Pivot 1/8 turn left.	Step Pivot	Turning left
7-8	Step right slightly forward. Pivot 1/8 turn left.	Step Pivot	
Styling	Steps 5-8 Add hip rolls to the turns.		

Choreographed by:
John Robinson
USA
January 2013

Choreographed to:
'Call Me Maybe' by Carly Rae Jepsen (CD single, also available on itunes and amazon) Intro 8 counts in on the lyrics

Restarts:
One Restart during Wall 4 at the end of section 3.

Watch & Learn

A video clip of this dance is available at www.linedancermagazine.com

Focus on DJS.indd 73 25/04/2013 13:24

LISA THURLEY'S LINE DANCE WEEKEND

SEACROFT HOLIDAY VILLAGE
Hemsby, Norfolk
21st – 23rd June 2013
Starring award winners **CRAIG BENNETT, MICHELLE RISLEY** and **NATALIE THURLOW**
with your host/DJ **LISA THURLEY**

FANCY DRESS SATURDAY NIGHT
No theme anything goes, not compulsory. Book early to avoid disappointment.

Full board & accommodation - Book now from only £114

FOR MORE INFO OR BOOKINGS DIRECT WITH SEACROFT
TELEPHONE: 01692 582277 www.lisaslinedancing.co.uk

1111783

HONKY TONK CLIFF
Linedance DJ/Compere Instructor
for Weekend Festivals, Club Socials, Birthday Parties, Weddings & Anniversaries, any occasion with a Line Dance Theme.

See the many characters of Honky Tonk on the dance floor

GIVE YOUR EVENT THE PROFESSIONAL TOUCH.
For booking details contact Linestar Promotions
01509 673597

1086143

PEACE TRAIN
Linedance Disco
For all Levels & Occasions
1st Class Instruction Available
For Details and Bookings
07774 983467
01727 869210

1098295

This space could be working for you!

To advertise in the next edition of Linedancer magazine please call Jo Gillinder on 01704 392336 or email jo.gillinder@linedancermagazine.com

---

AA ★★ Hotel

THE SOUTHCLIFF HOTEL

AA ★★ Hotel

- Fantastic views over the English Channel & French Coast
- 70 En-Suite bedrooms
- Ideal for Line Dancing & Country Breaks
- Special rates for 2012/2013

2 night weekend breaks includes half board from only **£49pp**

4 night mid-week breaks includes half board from only **£89pp**

For further details or to book please contact Patrick on 01303 850075 or email sales@thesouthcliff.co.uk and quote "LINE DANCING MAGAZINE" Offer Visit our website at www.thesouthcliff.co.uk
The Southcliff, Folkestone, Kent CT20 2DY

1113218

Don't miss out when Linedancer goes to sea!

See page 22 for details

1118600

Regalos
Line dancing & Western store

Light and extremely flexible

Available in Black Leather, White Leather, Silver Glitter & Black Glitter
JUST **£29.95** a pair

OVER 20 STYLES OF FOOTWEAR
Bloch • Gringo • Oaktree • Sante fe
100's of hats in stock
Wider range of ladies clothes coming soon

OPEN Monday to Saturday 9.30am - 5.00pm

CHECK OUR WEBSITE NOW
www.Linedancing-Shop.co.uk

256-258 Dickson Road
Blackpool, FY1 2JS
www.Linedancing-Shop.co.uk
email: sales@regalos.co.uk
Telephone: (01253) 591414

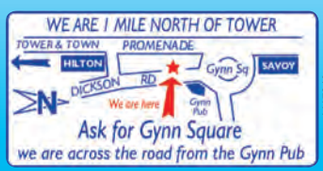

Efficient Mail Order Service - Shop and Save At Our Secure Website

1117643

Bucklebox
belts • buckles • bolos

www.bucklebox.co.uk

1111890

ENGLAND

AVON

Bristol
Two Left Feet Line Dancers
Gill Butler
01453 54849

BEDFORDSHIRE

Bedford Putnoe Wilstead
Isla's Linedance Club
Isla
07725487190

Biggleswade
Lisa Thurley
Lisa Thurley
07966 988802

Clifton, Shefford
Rosemarie's
Rosemarie
01462 617052

Kempston, Leighton Buzzard
Adrian Marsh School of Dance
Adrian & Sara
01908 393315

Luton
Loose Boots
Jane, Debbie or Dominic
07783813484

Potton
Nuline Dance with Sue
Sue Hutchison
07773 205103

BERKSHIRE

Lower Earley, Reading & Sonning, Reading
Steps 'n' Stetsons
Julie Myers or Stephanie Stoter
0118 9618450

Maidenhead, Taplow
The Rays Line Dance Club
Sandra
01628 625710
Ref:1108 Ref:1107

Newbury
Liberty Linedancers
Steve Southwell
07778 489740
Ref:1607

Wokingham
Dancin' Lines
Lorraine
07798844679

BUCKINGHAMSHIRE

Amersham
Ann's Line Dancers
Ann Seymour
01753 882847

Aylesbury
Honky Tonk Stompers
Carol Collins
01296 487026
Ref:2736

Chalfont St Peter
Chalfont Line Dance Club
Heather
01753 887221

Higher Denham
Higher Denham LD Club
Ann Seymour
01753 882847

Milton Keynes
Adrian Marsh School of Dance
Sara
01908 393315

Milton Keynes
Tramline Stompers
David Lean
01908 310937
Ref:1091

Milton Keynes
MK U3A Linedancers
Margaret Atherton
07588114834
Ref:3948

Stony Stratford, Milton Keynes
Karry On Linedancing
Karen Woolward
07905479410

Winslow
Adrian Marsh School of Dance
Adrian & Sara
01908 393315

CAMBRIDGESHIRE

Bottisham, Cambridge
InStep LDC
Rick 'n' Chris Brodie
01353 650219

Cambridge
Cherry Hinton Line Dance Club
Margaret Phillips
01223 249247

Cottenham
JJK Dancin'
Jo Kinser
07915 043205

Histon, Impington, Milton, Burwell
Rodeo Stompers Linedance Club
Cheryl Carter
01638615772 07766 180631

Houghton (nr St Ives), Huntingdon
Line Dancing With Maria Wick
Maria Wick
07941 074780
Ref:1391

Littleport
R.C. Liners
Roz
07505 545216

Peterborough
Parkway Stompers
Janina Mossman
01778 590655
Ref:3712

Prickwillow, Ely
InStep LDC
Rick 'n' Chris
01353 650219

St Neots
Silver Bootrs Line Dance Club
Sylvie World
01480353970

Swavesey
Dance In Line
Deborah Walker
01954231382

Whittlesford
Nuline Dance with Sue
Sue Hutchison
07773 205103

CHESHIRE

Chester
Elton Eagles
Sue
01928 725760
Ref:2759

Frodsham
Suzies Stompers
Sue
01928 725760
Ref:2760

Grappenhall, Warrington
Best Western Linedancers
Roy & Ann
01925267942

Sale, Timperley
The Bandanas
Heather
07711 624547
Ref:1604 Ref:1603

CLEVELAND

Billingham
Happy Feet LDC
Anne Franks
01642 563270
Ref:3719

Middlesbrough
Achy Breakies & Crazy Stompers
Ann Smith
01642 277778
Ref:3438

CORNWALL AND ISLES OF SCILLY

Altarnun, Launceston
Altarnun Linedancers
Joan Holmes
01840211122

Bude
Poughill Dancers
Hilary
07900041322
Ref:2700

Hayle
Mably's Mavericks
Sue Mably
01209712321

Helston
A Chance To Dance
Wyn & Merv
01326560307

Newquay, St Austell
Papillon Line dancers
Therese Chiswell
07814115193

Penzance
Mably's Mavericks
Sue Mably
01209712321

Quintrell Downs Newquay
Papillon Linedancers
Therese Chiswell
07814115193

Redruth
Happy Feet Dancing
David Turner
07988693316 / 01209899123

Redruth
Mavericks Linedancers
Barrie Penrose
07835253248
Ref:3942

CUMBRIA

Barrow-in-Furness
Drifters
Bernardine Kemp
01229 828736

Carlisle
A&B Stompers
Ann & Bill Bray
01228548053lin

Carlisle
Dance In Line
Paul Turney
07803 900258

Kendal
Endmoor Line Dancers
Sue
07772757748
Ref:3575

Keswick
Keswick Krazy Kickers
Claire
01768773318

where2dance

Due to space restrictions, club details published in the magazine are limited and subject to a five monthly update. However details that are published online at **www.linedancermagazine.com** are fully comprehensive and unlimited. They can be searched and viewed instantly by anyone, at anytime from anywhere around the world.

MAKE SURE YOUR CLUB IS LISTED

ONLINE OPTION for MEMBERS

Go to www.linedancermagazine.com
> Visit 'My Profile' then 'My Classes'
> Enter your class details
> Details are instantly published live on the site
> You can update as often as necessary and unlimited entries are permitted
> Full comprehensive details are displayed
> No need to mail in a form

ONLINE OPTION for NON MEMBERS

Go to www.linedancermagazine.com
> Click on 'Where To Dance'
> Submit the non-members form

POSTAL OPTION for ALL

Complete the form at the end of where2dance and post to:

where2dance
Linedancer Magazine
Southport PR9 0QA

DERBYSHIRE

Allestree, Derby
Jetsets Nuline Dance
Jane Middleton
0115 930 9445

Derby
Jetsets Nuline Dance
Jane Middleton
01159309445

Staveley
Cityliners
Glenys
01142750446

DEVON

Barnstaple
Makin'Waves
Ian & Angie
07786621838
Ref:3977

Barnstaple, Bideford
Stetsons & Spurs
Patricia
01237 472464

Colyford
Westernspirit
Marina
07985234149

Exeter
Blue Roses Music and Dance Club
June
07866546794

Exeter
Luv 2 Danz
Monica
01392467738

Holsworthy
Silver Stars
Brenda Martin
01409 253015

Honiton
Westernspirit
Marina
07985234149

Kingsbridge
Line Dancing With Sue
Sue
07989 817 898

Lynton, Lynmouth
Lyn Line Dance Club
Heidi
01598 752640

Plymouth
Gill's Line Dance
Gill Cottell
01752 863469

Sidmouth
Coastliners
Jan Jones
01395 579195
Ref:3947

DORSET

Bournemouth
Dreamcatchers LDC
Norma Inglis
01202 257332

Bournemouth
Hot Steppers
Rosie Kantsas
01202 530900
Ref:1746

Bournemouth, Poole
Karl Winson Dance
Karl-Harry Winson
07792984427

Bridport
Lyric School Of Dancing
Teresa Grinter
01308 425828
Ref:1937

Christchurch, Highcliffe on Sea
Rebel Riders
Chris & Martyn Hocking
01425 673414

Highcliffe, Christchurch
Western Lines
Linda And Brian
Ol425 622549

Portland
CaroLiners
Caroline Milverton
01305821596
Ref:3141

Poundbury, Milborne St Andrew, Dorchester
A.B.C. Steppin In Line
Bob Francis
01305852026
Ref:1740

Three Legged Cross
Geoff's TLX Linedancers
Geoff Green
01202 825386
Ref:3962

Weymouth
Borderline Scuffers
Paul & Jo Barrow
01305773033

DURHAM

Dipton, Stanley
Renegades Line Dance Club
Agnes Roberts
01207 239996
Ref:1496

Durham
PJ's Line Dancing
PJ
07969 096 237
Ref:1999

Durham
Ladies In Line
Audri
07913 352 077
Ref:3982

ESSEX

Benfleet, Hadleigh, Laindon, Basildon, Pitsea
Texas Twisters
Viv Levey
07919892157 / 07770848059

Braintree
Sureline Sundancers
Bob Hamilton
07801223061

Brightlingsea
MJ-Linedancing
Malcolm & Janet Bath
01206306120

Chadwell Heath, Colchester, Elm Park
Rob's Raiders Line Dance
Rob or Terri
02085950969 or 07776402237

Chelmsford
1step2heaven
Mick/Arlita Woulfe
01245491497
Ref:3955

Cold Norton
Rockies & Wranglers
Lesley
447968036373

Dagenham, Stanford Le Hope, Southend On Sea, Gidea Park
T&V
Vera Fisher
07595 322839

Harlow, Barking
Glitz 'N' Heelz
Shelly
07825393284

where to dance 205.indd 75 25/04/2013 13:25

Harlow, Newport
Studs & Stars
Dawn
07746753009
Ref:2529

Rainham, Ilford, Romford
Kelado Kickers
Pat Gladman
01708 551629

Steeple Bumpstead
Stars And Stetsons
Betty and Rod
01799 584527

Tiptree, West Mersea
Rob's Raiders Line Dance
Rob Francis
07776 402237

Witham
Sureline Sundancers
Bob Hamilton
07801223061

GLOUCESTERSHIRE

Avening, Cam, Dursley, Gloucester
Just 4 Fun
Maureen Wingate
01453 548680

Cheltenham, Gloucester
Buckles 'n' Boots
Andy & Kay Ashworth
01452 855481
Ref:1457 Ref:1458
Ref:1456

Cinderford
Heelgrinders
Brenlen
07899717065
Ref:3836

Dursley
Two Left Feet Line Dancers
Gill Butler
01453 545849

Gloucester
Shootin' Stars
Jackie Barber
07882961358

Gloucester
Rebel Liners
Martyn
01452 383733

GREATER LONDON

Hillingdon
1st Steps Beginners/ Intermediate
Stephanie
07958 643307
Ref:2479

GREATER MANCHESTER

Bolton, Horwich
Elaine's Dancers
Elaine
01204 694609

Oldham
AppleJacks LDC
Pauline Bell
01924 478203
Ref:1792

Stockport
NW Line Dance Club
Adrian
07709910256

Wigan
Janet's Line Dance
Janet
07958558292

HAMPSHIRE

Aldershot
J.R. Stompers
Helen Diver
01252 371158

Andover
The Legion Legshakers
Joane Leader
07807214915
Ref:3950

Andover
Boot-Leg Bugs Line Dance Club
Jules Dymond
07789250903

Barton on Sea & Milford on Sea.
Western Lines
Linda and Brian
01425 622549

Basingstoke
Silver Wings
Sue
01256 321972
Ref:1254

Basingstoke
Bootedout LDC
Sue Hughes
01256331046

Bedhampton, Portchester, Widley, Waterlooville
The Line Dance Company (formerly BJ's Line Dancing)
Bev
023 9236 1330
Ref:1063

Bishops Waltham
Amigos Line Dance Club
Mick Storey
01329 832024

Cosham, Cowplain, Havant, Petersfield, Rowlands Castle, Waterlooville
Jayz Linedanz Club
Janis Budgen
07952 448203

Headley
Fine Lines
Hazel Morris
07730755203
Ref:3080

Portsmouth, Fareham,Titchfield, Stubbington
Southern Steppers
Jan Harris
01329 288360

Portsmouth, Hedge End, Southampton
Amigos Line Dance Class
Mick Storey
01329 832024

Southampton
Sallysstompers
Sally
02380345039
Ref:3259

Southampton, St Deny's
Western Wranglers
Wayne Dawkins
07973189062

Waterlooville
Fgstompers
Elaine/Mike
02392790803 or 07876381558

HEREFORDSHIRE

Bishops Frome
Frome Valley Steppers
Gina Grigg
07751 042455
Ref:3488

Bromyard
Dakota Borderline
Roger & Pam Carter
01905452123
Ref:3675

Potters Bar
Angie's Dance Academy
Angie
0773341490
Ref:3541

HERTFORDSHIRE

Abbotts Langley
Wendys Wildkatz
Wendy
07913516974

Baldock
Friends in Line
Sue or Kath
01462 732589
Ref:1349

Barnet and Southgate N14
Hitch And Hook Line Dancing
Janice Hoy
07762225951

Bishops Stortford, Elsenham
Studs & Stars
Dawn
07746753009
Ref:2528

Croxely Green, Hemel Hempstead, Radlett, Watford
Wendy's Wildkatz
Wendy
07913516974

Hitchin
Lisa Thurley
Lisa Thurley
07966 988802

Potters Bar
Angie's Dance Academy
Angie
07773341490
Ref:2928

Rickmansworth, Croxley Green
G & B
George
01923 778187

Royston
Nuline Dance with Sue
Sue Hutchison
07773 205103

St Albans, Potters Bar, Welwyn Garden City
Blue Velvet Linedancers
Val Hamby
01727 873593

St Albans, Sandridge, Welwyn Garden City
Peace Train
Tony Risley
07774983467

Tring
Stets N Spurs
Paul Parsons
07773 191931
Ref:1645

Watford, South Oxhey
Wave Liners
Viv
07956675574
Ref:2248

ISLE OF WIGHT

Cowes
Western Shufflers
Dave
01983609932

Lake
Nuline IOW - with Katrina
Katrina
07929573933

Newport
Vectis C M C
Dave Young
01983609932

Sandown
Line Dance Legends
Kerry Sims
01983568910
Ref:1913

Shanklin
Nuline IOW - with Katrina
Katrina
07929573933

KENT

Ash
The SuperTroupers
Lee
07960 433605
Ref:3013

Birchington
Birchington Active Retirement Assoc
Theo Loyla
01843 833643
Ref:2246

Borstal, Walderslade, Rainham, St Marys Island, Strood, Hoo,
Pony Express
Linda Eatwell
01634 861778
Ref:1888

Darenth
Lonestar Linedancing
Val Plummer
01634 256279
Ref:2061

Folkestone
Check Shirts
Julie Curd
01303 274178

Hartley, Longfield
Cowboys & Angels
Raquel Atkins
0797 1280371/01474 852497
Ref:3513

Herne Bay, Greenhill
Denims & Diamonds
Julie-ann Sayer
07754999963
Ref:1613

Hoo
Lonestar Linedancing
Val Plummer
01634 256279
Ref:2139

Manston, Ramsgate
Country Kickers (Kent)
David Darrall
01843 585537
Ref:3961

Queenborough, Isle of Sheppey, Sittingbourne
North & South Queenborough
Carol Fox
0797 3677390
Ref:3594

Rainham
Revival 2000
Carol Fox
0797 3677390
Ref:1879

Rainham, Gillingham
Texas Bluebonnets
Trevor and Linda
01634 363482
Ref:1769

Sandwich
The Super Troupers
Lee
07960 433605
Ref:2276

Sidcup, Welling
Boogie Boots
Brenda
07958275036

Tunbridge Wells, Rusthall, Southborough, Sevenoaks
Pink Cadillacs
Gillie Pope
01323639738
Ref:1272

LANCASHIRE

Accrington
The Double Trouble Club
Dave & Debbie Morgan
0161 917 2654

Atherton
D's Dance Ranch
Dorothy
07775528397

Aughton
Weston Boots
Gillian Ward
01704875758

Barnoldswick
EeeZee Linedance
Deana Randle
07811 053586
Ref:1386

Blackpool, Bamber Bridge, Chorley, Preston
Liberty Belles
Dave Fife
01253 352591
Ref:1711

Bolton
Get Active / N.H.S
Jan Gerrard
07543341373

Bolton, Horwich
Elaine's Dancers
Elaine
01204 694609

Brierfield, Colne
Cactus Club
Pam Hartley
01282 691313

Carnforth
Saddle and Spurs
Sue Pysden
07772757748
Ref:3774

Mellor, Blackburn
Happy Feet
Marjorie
01254 814121

Preston
Lostock Hall Dancing
Sharon
07717797044
Ref:3974

Preston
Knowle Green
Sharon
07717797044
Ref:3973

Preston
Hooligans
Sheila Walmsley
01772 611975
Ref:1959

Skelmersdale
Fancy Feet
Chrissie Hodgson
01704879516

Todmorden
DC Dance
Dawn Chapman
01706 839113

Todmorden
OAK Line Dance Club
Dawn Chapman
01706 839113

LEICESTERSHIRE

Leicester
Michelle's Linedance
Michelle Cooper
01162753695
Ref:1078

Leicester
Pauline's Linedance
Pauline
07969157333

Leicester
Apollo Dancing
Ross Brown
07746555517

Leicester
Dancexplosion
Neville Fitzgerald
07894947334
Ref:3983

LINCOLNSHIRE

Lincoln
Cherry Reepers
Susan Gaisford
01522 750441

Skegness
Kool Coasters
Theresa & Byron
01754 763127

Skegness
Skegness County Liners
Raye and Barry
01754 820267

Skegness
C.Siders
Jane Johnson
01754881160

Stamford
Chloe Harley
Chloe Harley
07854415814

LONDON

Bermondsey, Eltham
Toe Tappers & Stompers
Angie T.
07958301267
Ref:2159

London
Robs Raiders Line Dance
Rob Francis
07776402237

London
Celtic Connection Linedance Club
Anne Reilly
07516738591
Ref:2824

South Norwood
JD's London
Jennie
07808 621286

Walthamstow
Rockies & Wranglers
Lesley
07968 036373

Wimbledon
HotShots Linedance Club
Janice Golding
020 8949 3612

MERSEYSIDE

Formby, Ince Blundell, Netherton, Warrington, Haresfinch, St Helens
Texas Rose Linedancing
Pam Lea
0151 929 3742

Formby, Liverpool
Wild Bills LDC
Chrissie Hodgson
01704 879516

where to dance 205.indd 76 25/04/2013 13:25

Liverpool
C.A.D.W.A.
Derek
0151 226 3463
Ref:3956

Liverpool
Maria's Nutters
Maria
01512817497

Southport
Bea's Line Dance Social Night
Bea
01704 260514
Ref:3964

Southport
Shy Boots And Stompers
Betty Drummond
01704 392 300

Southport
Bea's Line Dance Social Night
Bea
01704 260514
Ref:3965

St Helens
Best Of Friends
Harold And Barbara
01942 865502
Ref:3951 Ref:3943

Thornton
Weston Boots
Gillian Ward
01704875758

Upton, West Kirby
Rhythm In Line
Jackie
0151 678 3275

West Kirby, Wirral
New Frontier
Steve
07984169939

MIDDLESEX

Ashford
Strait Lines
Judy Baily
07958 455403

Eastcote, Hillingdon, Pinner, Ruislip, S. Harrow
1st Steps Beginners/ Intermediates
Stephanie
07958 643307
Ref:1981

Edgware, Burnt Oak
Dancinline
Laurel Ingram
01923 510199/07932 662 646
Ref:1462

Harefield
Starliners
Sandy Daykin
07807748012
Ref:2424

Hayes
Dancing Cowboys
Roy Ogilvie
02088480142

Hounslow/Osterley
Strait Lines
Judy Baily
07958 455403

Kenton, Harrow
AB Coasters
Val Myers
07958 962 007

Northwood
Wave Liners
Viv Bishop
07956675574
Ref:1907

Northwood
Js Linedance
Jane Bartlett
07986 372968
Ref:3409

Pinner
1st Steps Beginners/ Intermediate
Stephanie
07958 643307
Ref:3131

NORFOLK

Attleborough
Attleborough Stompers
Nikki Hammond
07851350704

Diss
Monterey WDC
Melissa Hawkes
01379651773
Ref:2376 Ref:1731

Heacham
Dy'N'Mo
Diane
01485571166
Ref:3887

Heacham, Snettisham
Dancing With Yvonne
Yvonne
01485 532317

Hemsby
Hit The Floor
Lorna
01493 669582
Ref:3946

Norwich
Nuline Dance
Christine Muttock
01603 427338
Ref:3180

Norwich
Wild Stallion
Sandra
01603 435666/449966
Ref:3663

Norwich
Nuline Dance
Christine Muttock
01603 427338
Ref:3179

Norwich
Claire Dimensions
Claire Snelling
07721650069

Shropham
Shropham Stompers
Nikki Hammond
07851350704

NORTHAMPTONSHIRE

Daventry, Towcester, Pattishall, Bugbrooke
The J & S Dance Ranch
James and Suzanne
01327 830279
Ref:2484

Northampton, Rushden, Stanwick
Mandys Hotsteppers
Mandy
07502403022

NORTHUMBERLAND

Embleton, Seahouses
Partners-in-Line
Elizabeth Henderson
01665 576154

NOTTINGHAMSHIRE

Nottingham
L Divas
Linda
01159394546

Nottingham
Jetsets Nuline Dance
Jane Middleton
0115 930 9445

Retford
Julie's Loose Boots
Julie Dunn
07866138173
Ref:2690

Worksop, New Ollerton
Pet Shop Girls Charitable Trust
June Yates
01623 835551

SHROPSHIRE

Bridgnorth
Silver Star LDC
Madeleine Jones
01952 275112

Market Drayton
'Howes' It Start
Jayne Howes
01630 655334
Ref:3234

Telford
Fidlin Feet Line Dance Club
Kath Fidler
01952 256127

Telford
Silver Star LDC
Madeleine Jones
01952 275112

Telford
Feel The Beat
Alan & Barb Heighway
01952 414284
Ref:3432

Whitchurch
Whitchurch Bootscooters
Maureen Hicks
01948 841237

SOMERSET

Ash
Applejax Linedancers
Elaine Hornagold
07857 058609
Ref:3299

Bath
Sarah's Strollers
Sarah
01225 333023

Bruton
Applejax Linedancers
Elaine Hornagold
07857 058609
Ref:3298 Ref:3219

Burnham On Sea

Burnham's Pride
Sue Smith
01934 813200

Chard, Buckland St Mary, South Petherton
Country Spirit
Val
01460 65007

Clevedon, Nailsea,Yatton
S.M. Stompers
Sandra Moloney
01934 835268

Kilve, Bridgwater
Quantock Hillbillies
Brenda McLeod
01278 741273
Ref:3945 Ref:3944

Somerton
Linda's Line Dancers
Linda Garrett
01458 274365

Yeovil
Applejax Linedancers
Elaine Hornagold
07857 058609
Ref:2869 Ref:2870

STAFFORDSHIRE

Burton Upon Trent
Hoppers
Maureen Bullock
01283 516211

Cannock
Texas Dance Ranch
Angie Stokes
07977795966
Ref:3477

Lichfield
Circle 'S'
Sandra
01543 304005
Ref:1857

Newcastle
OK Linedancing
Sarah Barnes & Bernard Williams
01782 631642

Newcastle
OK Linedancing
Sarah Barnes & Bernard Williams
01782 631642

Rugeley
Rugeley Rednecks
Pauline Burgess
01889 577981

Stoke-on-Trent
Hazel's Silver Spurs
Hazel Pace
01538 360886
Ref:2119

Tamworth
Lucky Stars
Max
01827 706116 / 07977060812
Ref:1689

Uttoxeter
M & G Danceline
Michael
07709288471
Ref:3988

Wimblebury, Cannock
XAquarians
Jane
07515 931389

SUFFOLK

Barrow
The Black Stallions Line Dance Club
Cheryl Carter
07766 180631

Carlton Colville/ Lowestoft
East Coast Liners
Norma
07513519425
Ref:3711

Newmarket
AJ's Linedancing
Alf or Jacqui
01638 560137

Newton Green, Sudbury
JT Steppers
Jean Tomkins
01787 377343

Occold
Monterey WDC
Melissa Hawkes
07770 875404
Ref:2913

SURREY

Addington Village
JD's London
Jennie
07808 621286

Camberley, Mytchett
Evenlines
Eve Williams
01276506505

Guildford
Fine Lines
Hazel Morris
07730755203
Ref:1733

Hinchley Wood, Mitcham, Morden, New Malden
Screaming Eagles
Sylvia
0208 395 4045

Horley, Reigate
AC's
Annie Harris
01293 820909

Normandy, Guildford
Normandy Stompers
Judy Nicholson
01483 823029

Reigate
AC's
Annie Harris
01293 820909

Selsdon, Croydon
Dance With Pauline
Pauline Horkan
01883 341730
Ref:3958

Surbiton
Two Left Feet
Lauren
07952 047265

Tolworth, Merton, Morden, Sutton, Chessington
HotShots Linedance Club
Janice Golding
020 8949 3612

Warlingham
DancewithPauline
Pauline Horkan
01883 341730
Ref:3959

Woking
Fine Lines
Hazel Morris
07730755203
Ref:3081 Ref:3082

Woking, Sheerwater
Fine Lines
Hazel Morris
07730755203
Ref:2394

SUSSEX (EAST)

Battle, Bexhill, St Leonards, Three Oaks, Hastings
Tush 'n' Tequila
John Sinclair
01424 213919

Bexhill on Sea
Saks Linedance Experience
Shirley Kerry
07595835480
Ref:2701 Ref:3305

Brighton area
Southern Stomp
Joy Ashton
01273 587714

Eastbourne, Willingdon,
Lone Star Liners
Ros Burtenshaw
01323 504463

Eastbourne
Rodeo Moon
Joan
07840904220

Forest Row
AC's
Annie Harris
01293 820909

Lewes, Ringmer, Woodingdean
Steps Dance Club
Chester or Lesley
07519818112 - 07885986857
Ref:3226

Seaford
The Dance Company
Donna Steele
01323 873558

SUSSEX (WEST)

Arundel, Clymping, Yapton, Littlehampton
Dixie Belles
Jenny Bembridge
01243 585298

Billinghurst, Felpham
County Liners
Maureen Burgess
07774 828282

Crawley
Beavercreek
Chris & Roy Bevis
01293 437501

Haywards Heath
Join The Line
Corinne
01444 414697
Ref:3333 Ref:3329

Horley
Beavercreek
Chris & Roy Bevis
01296 437501

Horsham
Jill's Line Dancers
Jill
01403 266625

Horsham
Flying High Line Dancers
Lisa
07984 757311
Ref:2635 Ref:3592

Worthing
Route 66
Margaret Howarth
01903502836
Ref:3863

TYNE AND WEAR

Highfield, Rowlands Gill
PJ's Line Dancing
PJ
07969 096 237
Ref:3786

Jarrow
Geordie Deanies
Jeanette Robson
0191 4890181

Newcastle
Feelgood Linedancers
S Copeland
01912366075
Ref:3681 Ref:3986

Winlaton
Renegades Line Dance Club
Agnes Roberts
01207 239996
Ref:1497

WARWICKSHIRE

Leamington Spa
Wild Bill
Bill Mckechnie
07725045533

Nuneaton, Bulkington, Arley, Ansley
Sam's Line Dancers
Samantha Haywood
02476748755
Ref:1823

where to dance 205.indd 77 25/04/2013 13:26

WEST MIDLANDS

Aldridge
J P Linedancing
Pat
01213085192
Ref:3157

Birmingham
A&M Movementz
Anna or Maurice
07737842522
Ref:3790

Coseley
Jazzbox Jacq
Jackie
07786929498

Dudley, Coseley
Louisiana's
Steve & Lin
07901 656043

Great Barr, Sutton Coldfield
Martin's Rhythmic Cowboys
Martin Blandford
07958 228338

Hall Green Birmingham
The Stetsons
Jean
0786627723

Sutton Coldfield
J P Linedancing
Pat
01213085192
Ref:3493

Wednesfield, Wolverhampton
Walk This Way
Maureen or Michelle
01902 789579

WORCESTERSHIRE

Bromsgrove
BJs Busy Boots
Brenda Whipp
01527870151

Pershore
Dakota Borderline
Roger & Pam Carter
01905452123
Ref:3674

YORKSHIRE (NORTH)

Harrogate
Sioux Tribe
Susan
07718 283143
Ref:1384

Scarborough
The Wright Line
Diana Lowery
01723-582246

York
Renes Revellers
Rene Purdy
01904 470292
Ref:3624

YORKSHIRE (SOUTH)

Doncaster
Country Angels
Fran Harper
01302 817124
Ref:3963

Sheffield
Kjdance
Keith
07403407114
Ref:3968

Sheffield
Love To Line
Hazel Roulson
0114 2693400

Sheffield
Goin' Stompin'
Margaret
0114 247 1880
Ref:1632

Sheffield
Cityliners
Glenys
01142750446

Sheffield
Kjdance
Keith
07403407114
Ref:2838

YORKSHIRE (WEST)

Bradford, Leeds
Texasrose Linedancing
Margaret Swift
01274 581224

Bradford, Guiseley, Leeds
Rodeo Girl Line Dancing
Donna
01274 427042 / 07972321166
Ref:1445 Ref:1442
Ref:1439

Dewsbury
AppleJacks LDC
Pauline Bell
01924 478203
Ref:1793

Keighley
Red Hot Tilly' Steppers
Tilly
01535 662964
Ref:2948

Leeds
TRB Leeds
Tracey Preston
0113 3909648 / 07912750440

Leeds
Texan Rose Broncos
Tracey Preston
0113 3909648 / 07912750440

Near Wetherby
Sioux Tribe
Susan
07718 283143
Ref:1385

Saltaire, Shipley, Bradford
Best of Friends Line Dance Club
Geoff Ellis
01535609190 or 07771616537
Ref:3979

Wakefield (Horbury)
AppleJacks LDC
Pauline Bell
01924 478203
Ref:1791

ISLE OF MAN

Douglas
Frank's Gang
Frank
01624618022
Ref:1638

NORTHERN IRELAND

COUNTY ANTRIM

Ballymoney
Nina's Delta Blues
Ann McMullan
02820762972
Ref:2605

COUNTY ARMAGH

JD Dance
Jessica Devlin
07783312907
Ref:3952

COUNTY DOWN

Bangor, Donaghaoee
Silver Spurs
Gill
02891459078
Ref:1499

COUNTY

LONDONDERRY

Derry City
Silverdollars
Rosie Morrison
02871286533

Londonderry, Derry
Victoria Line Dancers
Elam Deans
07718436923
Ref:3990

COUNTY TYRONE

Castlederg
Derg Damcers
Ryan Moses
07543890505
Ref:3987

Dungannon
JD Dance
Jessica Devlin
07783312907
Ref:3953

SCOTLAND

AYRSHIRE

Eastwood, Kilmarnock, Loans, Troon
West Coast Country Liners
Wendy Irwin
07889 466861

Fairlie, Largs, West Kilbride
Yankee Dandee's
Danny Kerr
01475568477

Kilmarnock
Smart Moves
Susan Moir
01563 528652

BORDERS

Galashiels, Lindean Near Selkirk
Silver Stars Western Dancers
Diana Dawson
01896 756244

INVERNESS-SHIRE

Fort William
B.A. Club Dancers
Anne Mulhern
01397772265

LANARKSHIRE

Blantyre, Clarkston, East Kilbride, Glasgow
West Coast Country Liners
Wendy Irwin
07889 466861

Carmunnock, Cathcart, City of Glasgow
Elbee Stompers
Lesley
07814422844

Glasgow
Lorna's Jazz Boxes
Liz Skelton
0141 332 9115
Ref:3826

MIDLOTHIAN

Edinburgh
Mary Phelan Line Dancers
Mary Phelan
01316721537
Ref:3811

PERTHSHIRE

Blairgowrie
Fun-Key Line Dance
Fiona Edwards
447921180715
Ref:3984

STIRLINGSHIRE

Bonnybridge
Bonnybridge Bootscooters
Helen Bang
01324 810328
Ref:3970

Denny
Denny Diamonds
Helen Bang
01324 810328
Ref:2415

Falkirk
Tamfourhill Tornadoes
Helen Bang
01324 810328
Ref:3969

Grangemouth, Bo'ness, Polmont
No Angels
Ann Brodie
07593543663

WALES

ANGLESEY

Holyhead
M'n'M'z Linedacing
Mike Parkinson
01492 544499 & 07840290195

CEREDIGION

Aberystwyth
Westernaires
Carl Edwards
07583443617
Ref:2448

Llanrystud, Near Aberystwyth
Keep It Country
Chris Prime
01974202668

CLYWD

Dyserth, Kinmel Bay
Silver Eagles
Dorothy Evans
01745 888833
Ref:1684

Mold
Murphy's Law
Mary
01244 546286
Ref:2843

Mostyn
Dj'sDanceZone
Julie
01352713858

Nr Chester
Gemini
Mary
01244 546286
Ref:2623

FLINTSHIRE

Chester
Gemini
Mary
01244 546286

Connahs Quay, Holywell
Djs Dancezone
Julie
01352713858

GLAMORGAN

Aberdare
Flicks 'n' Kicks Line Dancers
Mandy Monk
07919509800

Cardiff
Line Dance in Cardiff
Denise
02920212564

Cardiff
Gill's Linedancers Cardiff
Gill Letton
029 2021 3175

Cardiff
Line Dance in Cardiff
Hank
02920212564

Pontypridd
Bootleggers WDC (South Wales)
Brian
07861688911

Swansea
Coastliners
Val Whittington
01792 234734

Swansea
Blue Topaz Line Dancing
Debz
07724 119854

GWENT

Abergavenny
Friday Club
Alison
01981570486

Chepstow
Sarah's Side Kicks
Sarah Woodfield
01291 422213
Ref:2978 Ref:2196

GWYNEDD

Colwyn Bay, Llandudno, Penrhyn Bay
M'n'M'z Linedancing
Mike Parkinson
01492 544499 - 07840290195

Dyffryn Ardudwy
Ruthies Rebel Rousers
Ruth Anderson
01341 242631

Llandudno Junction, Bangor, Pwllheli, Caernarfon
Pasadena
Eric Jones
01286 831103

Penrhyn Bay
M'n'M'z Linedancing
Mike Parkinson
01492 544499 - 07840290195

POWYS

Lake Vyrnwy
Llanwddyn Linedancers
Dave Proctor
01691870615
Ref:3991

Newtown
Step in Line
Gloria
01686650536

CANADA

ALBERTA

Calgary
Killarney
Carolyn Jurek
n/a
Ref:3971 Ref:3972

MANITOBA

Winnipeg
Pembina Active Living
Karen Hodgins
204-888-6029
Ref:3980

Winnipeg
Charleswood Senior Centre
Karen Hodgins
204-888-6029
Ref:3978

Winnipeg
St. James Civic Center
Karen Hodgins
204-888-6029
Ref:3981 Ref:3850

CYPRUS

FAMAGUSTA

Paralimni
TJ's Linedancers
Terry Wright
(00357) 96551174

PAPHOS

Kato Paphos
JBS Dancers
Jane Bentley
00357 99762047

Paphos
Dusty Boots
Frank and Tina
00357 99424965
Ref:3565

CZECH REPUBLIC

SOUTH MORAVIAN REGION

Brno
Community Dancers Brno
Michal Dingo Janak
00420608753423
Ref:1333

Brno
LDC Karolina Brno
Michal Dingo Janak
00420608753423
Ref:1464

DENMARK

FYN

5400 Bogense
Piece Of Cake Country & Western Dance
Bjarne Lund
4561745815

NORDJYLLAND

Aalborg
Fiftyplus Linedance
Linnea Ryhl
45 24433670

SOENDERJYLLAND

Aabenraa
Greystone West
Birgit Sommerset
0045 75654447

FRANCE

BDR

Marseille
Atypik South Country Dancers
Douma
0033660975634

FINISTERE, BRITTANY

Landeleau
Wild West Line Dancers
Anne-Marie Meneu
06 63 02 91 80

FRANCE

Aix & Vitrolles
Eagles Stars
Denys Ben
0663526794

where to dance 205.indd 78 25/04/2013 13:26

SUD DE LA FRANCE

Aix & Vitrolles
Eagles Stars
DJ Denys
06.63.52.67.94

VAL DE MARNE

Nogent sur Marne
Magic Sequence
Olga Begin
0033614204416

GERMANY

BAVARIA

Munich
The Lucky Ones
Erwin Sendlinger
0049893119668

NIEDERSACHSEN

Hameln
Naschville-Sunshine e.V.
John Harvey
0049 515107566720

NORDRHEIN WESTFALEN

Hemer
Linesteppers e.V.
Carmen Jurss
0049 171 6210735
Ref:1712

NRW

Duesseldorf
Rhine-Liners
Pat
0049 211 787971

SCHLESWIG HOLSTEIN

Henstedt-Ulzburg
TSV Line Dance City Stompers e.V.
Dirk Leibing
0049-4193-892903
Ref:1451

GIBRALTAR

Gibraltar
Rock Kickers
Subia Slade
00 350 54009139
Ref:3727

HONG KONG

Wan Chai
Hong Kong Line Dancing Association
Lina Choi
852-91615030

IRELAND

CORK

Cork
Texas Twisters
Helen Conroy
0868663696
Ref:3957

WESTMEATH

Athlone
Wild Wild West LDC.
Brendan & Bianka McDonagh.
00353 86 1099 388
Ref:1073

ISRAEL

KFAR VITKIN

Netanya, Hadera
Step-In Line
Sandy Leigh
052 545 7713
Ref:2699

LATVIA

KEKAVAS NOV.

Balozi
Jautrie zabacini
Irita Jasinska
371 29182022
Ref:3989

NORWAY

HEDMARK

Hamar
Ringsaker Danceclub
Heidi Hansen
004746849700

VESTFOLD

Larvik
Kom og Dans Larvik
Frode Evensen
47 41440754
Ref:2719

SOUTH AFRICA

GARDEN ROUTE CAPE

George
Steptogether Linedancing
Pamela Pelser
0761 165 165 (South Africa)

WESTERN CAPE

Atlantic Seaboard
Silverliners
Debbi
083-556 8344

Bergvliet - Cape Town
NatinLine Solo Dancers
Natalie
0766 489 585 - Mobile
Ref:3992

Cape Town
Crazy Foot Saloon
Maggie Cockrell
27729916336

Cape Town
Silverliners
Debbi
083-556 8344

SPAIN

ALICANTE

Benidorm
Paula Baines
Paula Baines
0034 619360413

Benidorm
The Benidorm Opry
Linda and Billy
0034 965860784/605 353 388
Ref:3567

Rojales
The Dance Ranch
Sue Briffa
00 34 966712837
Ref:2004

ANDALUCIA

Granada
Galera Country
Lyn Hadfield
0034 958003949
Ref:3966

COSTA DEL SOL

Benalmadena, Arroyo de la Miel, Fuengirola
Mississippi Coasters
Bob Horan
0034 697441313 or 0034 95 293 1754
Ref:2735 Ref:1233

Calahonda, Mijas Costa
R.T's Linedance Club
Bob Horan
(0034) 95 293 1754 Mobile.
(0034) 697 44 1313
Ref:3093

Fuengirola
Alive & Kickin
Jennifer
0034 952492884 mob
663516654

FUENGIROLA

Los Boliches, Fuengirola
FUN2DANCE
Jean Gandy
0034 952443584/659309730

MALAGA

Costa Del Sol
Costa Kickers
Subia Slade
00 34 674236961
Ref:3726

SWEDEN

SKANE

Svedala
Burnvalley
Anna Conradsen
0046708595810
Ref:1268

UNITED STATES

CALIFORNIA

Menlo Park
Peninsula Volunteers Senior Center
Evelyn Khinoo
650-325-6913

Palo Alto
Palo Alto Recreation Dept.
Evelyn Khinoo
650-325-6913

COLORADO

Colorado Springs
Studebaker's
Scott & A.J. Herbert
719-277-7253
Ref:2097

Colorado Springs
Copperhead Road
Scott & A.J. Herbert
719-277-7253
Ref:2995

FLORIDA

Port Saint Lucie
Good Times West
Wendie
561-203-9453
Ref:3949

GEORGIA

Savannah, Tybee Island (Chatham)
American Legion
Claudia Curry
912-484-2714

MARIN/CA

Novato
WnY Warehouse
Deanna Reade
707-738-1959

where2dance

FIVE MONTHS FREE ENTRY

POSTAL OPTION for ALL
Complete this form and post to:
where2dance
Linedancer Magazine
Southport PR9 0QA, England

☐ Please continue my entry **UNALTERED**
☐ Please **AMEND** my entry as detailed below
☐ Please **DELETE** my entry

Where do you obtain your copy of Linedancer Magazine:
☐ From a shop
☐ From an Agent/at my class
☐ By post

MY DETAILS *(NOT FOR PUBLICATION)*

Name .....
Address .....
.....
Town/City .....
County/State .....
Country .....
Postcode/ZIP .....
Email .....
Telephone .....
Fax .....
Membership no./Agent no. .....
Time Out reference no. Ref: .....

MY CLUB DETAILS FOR INCLUSION IN 'WHERE2DANCE'

Country .....
County/State .....
Club name .....
1.
Town/City .....
Area .....
Venue _____
2.
Town/City .....
Area .....
Venue _____
3.
Town/City .....
Area .....
Venue _____
Contact name .....
Contact email .....
Website .....
Telephone .....

where to dance 205.indd 79 25/04/2013 13:26

Singer-songwriter, Brad Paisley, has been working at his home studio on his new album 'Wheelhouse' and he's also producing by himself for the very first time.

Wheelhouse.indd 1 25/04/2013 13:29

Wheelhouse

Brad describes his new album as, “the sound of an old farmhouse. It is the sound of creaky old floorboards, screen doors and immutable songwriting minds opening. We only had one rule with this record, to throw out the rules. When we began I hung a sign above the door that said, ‘This place on earth, this moment in time, has never been recorded before and will never happen again.’

“Whatever we do here,” Paisley says in the studio’s piano room, “whatever ends up coming out of here on an album, must end up eventually being in my wheelhouse. Because I’ve done it.”

Much of what ended up among the 17 tracks on Wheelhouse was a result of Paisley’s dedication to challenge. He’d never been his own producer, never commissioned a studio, never recorded an album without falling back on some of Nashville’s studio musicians and never tackled some of the difficult themes that are present in the album. Certainly not in the way that he approached them on Wheelhouse. “Every song was meant to incorporate something new for me and to take some sort of twist you don’t expect,” Paisley explains. “Whether that be the lyric or the loop or the guest, or a different format like rap, or getting a comedian like Eric Idle, it needed to spin your head around somewhere. It’s like my dog when you say his name followed by a command he doesn’t understand. He’s like, “Huh?” And he turns his head a little sideways. That’s what I wanted every song to do, in one way or another.”

Paisley did that in a big way with the album’s first song and lead single, ‘Southern Comfort Zone’, which incorporated a bevy of unpredictable elements – the voice of his late friend, Andy Griffith, pieces of the Southern folk standard ‘Dixieland’ and the Brentwood Baptist Church Choir. All of that was paired with Paisley’s familiar voice and stunning guitar shredding while he challenges listeners to get out of their own comfort zones by seeing as much of the world as possible. “I wrote a bunch of songs that aren’t comfortable,” he says. “And that was the point really, for them to be vocally, musically, lyrically, thematically uncomfortable, or at least new enough to me that I think I had to stretch.”

He did that in the song writing process, writing to a pre-existing loop for the first time when he penned ‘Beat That Summer’, the album’s second single, with frequent collaborator Chris DuBois and in-demand songwriter Luke Laird. Paisley took another fresh approach in sampling a classic country song, incorporating Roger Miller’s ‘Dang Me’ in ‘Outstanding In Our Field’. And Paisley challenged himself yet again by threading Monty Python icon Eric Idle into the tongue-in-cheek marital commentary of ‘Harvey Bodine’, the story of a henpecked husband who finds new life by dying. You want more challenges? How about incorporating rap for the first time with the recitations of AAA singer/songwriter Mat Kearney, Grand Ole Opry member Charlie Daniels and iconic rapper LL Cool J?

But the biggest challenges might have come in Paisley’s songwriting. The wit and thoughtfulness that have always been part of his work continue in Wheelhouse but he pushes them to new extremes. “What kind of an artist am I if I let the fear of consequences for art be take away my willingness to speak about what I believe in?” he asks rhetorically. “I couldn’t look myself in the eye in the mirror if I was willing to just say, ‘I think it’s important and people need to hear it, but that scares me because I don’t know what that’ll do to my career, so I just won’t put it on there.’ I couldn’t do that.”

As he experienced a creative rebirth on Wheelhouse, he began to ponder: When does one truly start living? He realised one experiences life most in the midst of personal challenge. “This album may not be for everyone but I hope it is for you.”

Wheelhouse.indd 2 26/04/2013 11:59

The Last Line

This month our Last Line goes to **Michele Godard** from France. Her friends know Michele is a straight lady who tells it like it is…. So here's what she thinks about a universal subject when it comes to Line dance…

A few years ago, I used to go very often to country music and rock concerts in many French regional festivals. Then in 1998/99 I first saw a group from Paris dance while Country music was being played. I loved what I saw and looked for a nearby club so as to join there and then.

At that time there was little chance of finding a club but I was lucky. I found a group and that was that. I have danced since then what the French call "danse Country" (ie: Line dance to Country music).

I was also very lucky to be involved when all clubs danced similar dances, dances that were not so difficult. We used to travel quite a bit, making friends through France. For me those were the best days and I feel quite nostalgic about them sometimes.

Like everywhere else in Europe, Line dance in France has gone mad, very quickly Country dance clubs have sprouted everywhere, in the smallest of villages, but what kind of an image have we actually given out then? Anyone who knew three dances gave a class. Some clubs opened without instructors. It was too fast, too much and not enough quality. It is all very puzzling for certain. And all that in the name of Country!

I do love listening to Country but love and have always loved any style of dance. I love a song, I love to dance.

In France we used to say that we danced "country" but why say that when most dancers dance to pop music? Today there are tensions between purists who argue Country versus what the French call "Line" here, ie: pop. A thought comes to mind. If clubs clearly stated what kind of music they prefer would that not calm things down a bit?

I see many socials advertised asking for 'Western dress if possible', yet the program of that evening will comprise of a great number of pop based dances so why ask for people to dress up? Is this done by ignorance or to provoke? Surely people should dress as they like…

Because of this chasm, there is a new style coming over here, the Catalan Country Style. This style is for the dancers who have made the choice to dance ONLY that style. Those dances are purely Country. I admire and respect that.

In my classes, I try to teach my dancers every dance genre, Country and Pop. My style of teaching is clear and precise and in all my years only one person left wanting to do only country style dancing. So I think the French like to say they are Country but a few know Country music well, if at all. Country is a culture we have no real understanding of. Many don't speak English, how would they understand what is being sung?

The first CBA I attended, five years ago in Blackpool really opened my eyes. I saw all those dancers dancing different styles and genres and asked myself: "Why are we not allowed to dance certain choreographies? Who says?"

What dancers want is to relax, to have fun and forget their troubles for a while. I have noticed people love to dance to songs they have heard on the radio. These dances don't stay around very long, no more than the song does… Quite the opposite with country, as one can dance to something quite old and no one can moan "Oooh! That's ancient"… Country music is almost without time constraints. But who cares if you are having fun?

The fact is that right now we have less and less dancers joining classes and clubs and I would like to see MY hobby not disappear completely because of those unimportant little wars that, as mature people, we should not be engaging in. Let's face it, everyone can dance to what they like as long as dancers respect one another….

the last line.indd 1 25/04/2013 13:29

BCMA wards

Ascot Lawyers are proud sponsors of The British Country Music Awards 2012

ASCOT Lawyers

www.ascotlawyers.co.uk
0845 300 3574
We are nice people
We know the law
We get results

The British Country Music Awards 2013

Acts appearing:

Henry Smith
Thrillbillies
My Darling Clementine
Pete Kennedy
Gary Quinn
Richard Palmer
Nancy Ann Lee
John Permenter
Alan Gregory
Raintown

Comperes:
Steve Cherelle
Charlie Landsborough

Sponsored by:
CMA
Country Legends
Copper Kettle
Wolvestock
MT Allan Audio
Hunt Roche
Tennessee Tourism
Up Country
Cross Country
Maverick
CMDS
Quickdraw Festival
Travelling Time
Country Music People
Kemec Records
Digital Rodeo
Hotdisc
Double H
Property Watch

Sunday 24th November 2013
The British Country Music Night Of The Year
Doors Open 6.30pm
Concorde Suite - Crane Lodge Road, Heathrow- TW5 9PQ

Tickets
£20 each

01653 699808
0113 282 0614

MasterCard VISA

BCMA 2013

1118684

1118684 bcma.indd 1 26/04/2013 10:37

KingsHill DANCE HOLIDAYS

Line Dance Holidays 2013 from £109.00



NORBRECK CASTLE HOTEL BLACKPOOL

THE BONANZA now from £109
£6 OFF
3 days/2 nights No Single Room Supplement
THEME: GHOSTS AND GHOULS
Artistes - Friday: Tim McKay Saturday: Texas Tornados
Dance Instruction and Disco -
Kate Sala with Robbie McGowan-Hickie
Starts: Fri 31 May Finishes: Sun 2 June 2013

THE ILLUMINATIONS BLOCKBUSTER now from £129
£6 OFF
3 days/2 nights No Single Room Supplement
THEME: HALLOWEEN
Artistes - Friday: John Dean Saturday: Thrillbillies
Dance Instruction and Disco - Gary Lafferty Guest Choreographer - Ria Vos
Starts: Fri 25 Oct Finishes: Sun 27 Oct 2013

THE CRACKER from £119
3 days/2 nights £10 Single Room Supplement
THEME: CHRISTMAS FESTIVITIES
Artistes - Friday: Paul Bailey Saturday: Plain Loco
Dance Instruction and Disco -
Michelle Risley with Tony
Starts: Fri 22 Nov Finishes: Sun 24 Nov 2013

For more Norbreck breaks see our main brochure

Tynemouth Twirl now £119
£6 OFF
3 days/2 nights Park Hotel
Artistes – Cheyenne (Sat)
Dance Instruction and Disco:
Yvonne Anderson
Starts: Friday 17 May Finishes: Sunday 19 May 2013

Southport Sensation £123
3 days/2 nights Prince of Wales Hotel
- Bamber Ballroom
Artistes – Paul Bailey (Fri) Souls 'n' Stone (Sat)
Dance Instruction and Disco: Yvonne Anderson
Starts: Friday 21 June Finishes: Sunday 23 June 2013

Yarmouth Yomp now £119
£6 OFF
3 days/2 nights Royal Hotel, Great Yarmouth
Artistes – Kelly McCall (Sat)
Dance Instruction and Disco: Michelle Risley with Tony
Starts: Friday 28 June Finishes: Sunday 30 June 2013

Eastbourne Entertainer £135
3 days/2 nights Cumberland Hotel, Grand Parade
Artistes – Carl Shay (Fri) Bittersweet (Sat)
Dance Instruction and Disco: Michelle Risley with Tony
Starts: Friday 7 June Finishes: Sunday 9 June 2013

Maggie G in Torquay £149
3 days/2 nights Carlton Hotel
Dance Instruction and Disco: Maggie Gallagher
with Big Dave Baycroft
Starts: Friday 21 June Finishes: Sunday 23 June 2013

Wessex Welcome now from £119
£20 OFF
3 days/2 nights Wessex Hotel
Artistes – Lass Vegas (Sat)
Dance Instruction and Disco: Sandra Speck
Starts: Friday 5 July Finishes: Sunday 7 July 2013
Single Room Supplement £40

Scarborough Scamper £125
3 days/2 nights Clifton Hotel, North Cliff
Artiste – Katie Rhodes (Sat)
Dance Instruction and Disco: Steve Mason
Starts: Friday 7 June Finishes: Sunday 9 June 2013

Fleetwood Flyer now £109
£10 OFF
3 days/2 nights North Euston Hotel
Artiste – Nancy Ann Lee (Sat)
Dance Instruction and Disco: Lesley Miller
Starts: Friday 28 June Finishes: Sunday 30 June 2013

Liverpool Legend £129
3 days/2 nights Adelphi Hotel
Artiste – Paul Bailey (Fri) Calico (Sat)
Dance Instruction and Disco: Yvonne Anderson
Starts: Friday 5 July Finishes: Sunday 7 July 2013

Introducing our brand new

Funtastic Party Time Breaks!!

Just look what you get when you book one of these funtastic weekend breaks:

- Fully themed weekend with prizes for the top three best fancy dress outfits
- Seating Plan with your own assigned seat in the ballroom
- Quizzes with prizes • Table surprises
- Exclusive special booking discounts on offer at each Party Time Weekend

All Self Drive

Carlisle Party £129
THEME: BEACH PARTY
3 days/2 nights Crown & Mitre Hotel
Artistes – Darren Busby (Fri) Thrillbillies (Sat)
Dance Instruction and Disco: Yvonne Anderson
Starts: Fri 7 June Finishes: Sun 9 June 2013

Southsea Party £129
THEME: CIRCUS & CLOWNS
3 days/2 nights Royal Beach Hotel
Artistes – The McCalls (Sat)
Dance Instruction and Disco: Tina Argyle
Starts: Fri 4 Oct Finishes: Sun 6 Oct 2013

Southport Party £139
THEME: AT THE MOVIES
3 days/2 nights Prince of Wales Hotel
Artistes – Nancy Ann Lee (Fri) Magill (Sat)
Dance Instruction and Disco: Johnny Two-Step
Starts: Fri 26 July Finishes: Sun 28 July 2013

Somerset Party now from £119
THEME: 50'S ROCK 'N' ROLL
£20 OFF
3 days/2 nights Wessex Hotel
Artistes – Bittersweet (Sat)
Dance Instruction and Disco: Alan Birchall
Starts: Fri 18 Oct Finishes: Sun 20 Oct 2013
Single room supplement £40

Bournemouth Party £139
THEME: SCHOOL DAYS
3 days/2 nights Carrington House Hotel
Artiste – Texas Tornados (Sat)
Dance Instruction and Disco: Michelle Risley with Tony
Starts: Fri 2 Aug Finishes: Sun 4 Aug 2013

Liverpool Party £133
THEME: FLOWER POWER
3 days/2 nights Adelphi Hotel
Artistes – Steve Hanks (Fri) Fools Gold (Sat)
Dance Instruction and Disco: Craig Bennett with Cathy Hodgson
Starts: Fri 27 Sept Finishes: Sun 29 Sept 2013

Harrogate Party from £149
THEME: GUY FAWKES
3 days/2 nights Cairn Hotel
Artiste – John Dean (Sat)
Dance Instruction and Disco:
Robbie McGowan Hickie with Phil Partridge
Starts: Fri 1 Nov Finishes: Sun 3 Nov 2013

For more Funtastic Party Time Breaks see our latest brochure

GROUPS WELCOME We offer generous discounts for groups starting from as few as 10 people on any of our advertised holidays. We are also happy to supply competitively priced coaching from anywhere in Britain for parties of 35 or more. As we understand that it takes time to gather your group together, we will always agree convenient dates for the payment of deposits and release of unsold accommodation. If you want a date or destination not featured in our brochure, just give us a call as we are pleased to "tailor make" additional holidays.

• Accommodation in hotels in rooms with private facilities (except where stated otherwise) • Dinner, Bed and Breakfast for the number of nights shown (except where stated otherwise)
• Dancing each evening from 8.00pm to midnight • Workshop on one morning and instruction and dancing on the following morning
• Live bands are featured on many holidays • All holidays are self drive unless stated otherwise

YOU CAN ORDER A BROCHURE, CHECK AVAILABILITY AND BOOK SECURELY ON LINE AT www.kingshillholidays.com

Credit & Debit Cards Accepted

VISA MasterCard SOLO DELTA Maestro

0845 170 4444 / 01405 704652
www.kingshillholidays.com

YOUR ENJOYMENT IS OUR BUSINESS

1118566

1118566 KINGSHILL.indd 1 26/04/2013 09:39