The monthly magazine dedicated to Line dancing

December 2012
Issue 200 • £3.50

WE'VE COME A LONG WAY BABY!

PULL-OUT INSIDE • 14 GREAT DANCE SCRIPTS

KingsHill DANCE HOLIDAYS

Line Dance Holidays 2013 from £135.00

A MERRY CHRISTMAS AND A HAPPY NEW YEAR!!
to all KingsHill Line Dancers and readers of Linedancer Magazine

Crystal Boot Awards

Congratulations to all those of our leaders, DJ's, artistes and choreographers who have been nominated for a Crystal Boot Award. Good luck to you all from all your friends at KingsHill.

PAUL BAILEY | **DAVE BAYCROFT** | **CRAIG BENNETT** | **JUSTINE BROWN**
MARK CALEY | **LIZZIE CLARKE** | **ROB FOWLER** | **MAGGIE GALLAGHER**
GARY LAFFERTY | **MAGILL** | **ROBBIE MCGOWAN-HICKIE** | **MICHELLE RISLEY**
RICHARD PALMER | **KATE SALA** | **NATALIE THURLOW** | **RIA VOS**

WEEKENDS WITH MAGGIE GALLAGHER

from £135

Maggie is your hostess for these weekends with DJ Big Dave Baycroft playing the music

Maggie G in Torquay

3 days / 2 nights £149
staying at the Carlton Hotel in the Torquay Leisure Hotels complex in Belgrave Road.

Dancing is in the gorgeous Riviera Ballroom.

Starts: Friday 21 June
Finishes: Sunday 23 June 2013
SELF DRIVE

Maggie G in Carlisle

3 days / 2 nights £135
staying at the Crown & Mitre Hotel
Dancing is in the delightful, generously proportioned ballroom.

Starts: Friday 11 October
Finishes: Sunday 13 October 2013
SELF DRIVE

SPECTACULAR **LINE DANCING** WEEKEND AT Butlin's SKEGNESS

3 days / 2 nights

HALF BOARD FROM ONLY **£139** PER PERSON

Starts: Friday 6th Finishes: Sunday 8th September 2013

This excellent weekend event will take place at Butlins Skegness resort, situated on the delightful Lincolnshire coast, with on resort accommodation and our own exclusive venue for dancing and entertainment.

Half-board accommodation is in charming New England style, silver grade, one and two bedroom units. All with en suite shower room, television and tea and coffee making facilities.

Self drive from £139 per person
By Coach from £169 per person
Single room supplement £30 per person

Coaches will be available initially from Carlisle, via Manchester and from Newcastle-upon-Tyne via Leeds and Sheffield and other points en route can be added as requested.

DANCING TIMES
Friday evening 8pm-12.30am
Saturday morning workshop 10am-12noon
Saturday afternoon 2pm-4pm
Saturday evening 8pm-1am
Sunday morning 10am-12noon

ENTERTAINMENT
Choreographer - Adrian Churm
Guest Choreographer - Ria Vos
DJ Phil "The Floor" Partridge

LIVE MUSIC
Friday evening
Paul Bailey and Plain Loco
Saturday afternoon
John Dean
Saturday evening
Dave Sheriff and Magill

GROUPS WELCOME We offer generous discounts for groups starting from as few as 10 people on any of our advertised holidays. We are also happy to supply competitively priced coaching from anywhere in Britain for parties of 35 or more. As we understand that it takes time to gather your group together, we will always agree convenient dates for the payment of deposits and release of unsold accommodation. If you want a date or destination not featured in our brochure, just give us a call as we are pleased to "tailor make" additional holidays.

* Accommodation in hotels in rooms with private facilities (except where stated otherwise) * Dinner, Bed and Breakfast for the number of nights shown (except where stated otherwise) * Dancing each evening from 8.00pm to midnight * Workshop on one morning and instruction and dancing on the following morning * Live bands are featured on many holidays * All holidays are self drive unless stated otherwise

YOU CAN ORDER A BROCHURE, CHECK AVAILABILITY AND BOOK SECURELY ON LINE AT www.kingshillholidays.com

Credit & Debit Cards Accepted

VISA MasterCard Solo Delta Maestro

0845 170 4444 / 01405 704652
www.kingshillholidays.com

FULL DETAILS OF ALL OUR HOLIDAYS ARE IN OUR FREE BROCHURE CALL US FOR A COPY

1114753

Dear Dancers

This 200th edition celebration is such a wonderful excuse for me to return to the inside cover of my beloved Linedancer Magazine and to my Dear Dancers column. This is such an important milestone for the magazine and I can't help feeling a sense of pride.

When I look back over all those editions I see a long and happy memory lane full of fun, friendships and laughter. Oh, the tales I could tell you! Seriously though, it's been a great pleasure to have shared your stories, photographs, news and views with other dancers around the world and to have played a part in bringing the dance community closer together for the past 17 years.

Producing Linedancer is an important part of my life and the team here are as passionate about it as I am. They do an amazing job and I am very proud of them. I remember when we started we had no idea where it would lead or the amazing journey we were on.

Each month we embark on a new journey to highlight the many lovely people who share this hobby. Our job is to introduce new and exciting talent and present you with your monthly fix and along the way we added some bells and whistles.

But we always found space to cover your amazing charity events where dancers raised magnificent sums of money all over the world month after month, year after year.

We have also been leaders in our time! For example, when we introduced our own range of dance footwear designed with Line dancers in mind we brought comfort and freedom as well as safety and style.

Perhaps one of our greatest achievements was introducing the Crystal Boot Awards (thanks to suggestions from Max Perry and Johnny Twostep) an event which has grown to be a major date in the dance calendar across the world.

A personal highlight has been the chance to introduce young dancers with promise and follow their careers as they have become gifted and talented performers, instructors and choreographers. One of the things that still makes my heart sing is to see the young, the once young and the not so young dancing side by side.

But nothing stays the same and we had to move with the times. As technology changed so did we. We built our website and set about creating a digital world of dance with everything a dancer could ever need available instantly. We host a sophisticated dance database where many thousands of scripts are available at your finger tips and we pioneered a voting system to rank dances by popularity. We even included an option to leave your dance reviews helping others decide what to teach or dance.

So 200 issues later, we're still here and still loving what we do. But looking ahead to the next 200 I wonder what the future holds and ask myself.... will I still be dancing at 80? Hell yes!

Yours in line

Betty Drummond

scan me

www.linedancermagazine.com

Bucklebox

belts • buckles • bolos

www.bucklebox.co.uk

1111890

APA LINE DANCING HOLIDAYS

Dates for 2013

The Langdales Hotel, St Annes

18th – 20th January 2013 • £125

ROBERT LINDSAY - RICHARD PALMER - DJ ANN WOOD

Inn on the Prom St Annes

22nd – 24th March 2013 • £139

With All Star Cast - PETER METELNICK & ALISON BIGGS

PAUL BAILEY - NATALIE - DJ ANN WOOD

SPECIAL: BOOK FIFTEEN PLACES AT THIS EVENT – ***GET ONE FREE***

NEW: Kensington Hotel, Llandudno

19th – 21st April 2013 • £140

LOVELY SEA FRONT HOTEL IN THE BEAUTIFUL RESORT OF LLANDUDNO

ROBERT LINDSAY - TIM MCKAY - DJ ANN WOOD

SPECIAL: BOOK FIFTEEN PLACES AT THIS EVENT – ***GET ONE FREE***

Inn on the Prom St Annes

9th – 11th August 2013 • £154

ROBBIE MCGOWAN HICKIE

RICHARD PALMER - PAUL BAILEY - DJ ANN WOOD

SPECIAL: BOOK FIFTEEN PLACES AT THIS EVENT – ***GET ONE FREE***

Royal Clifton Hotel, Southport

22nd – 24th November 2013 £139

PETER METELNICK & ALISON BIGGS

NATALIE - DONNA WYLDE - DJ ANN WOOD

SPECIAL: BOOK FIFTEEN PLACES AT THIS EVENT – ***GET ONE FREE***

1114757

Further information and booking forms from Ann Wood

Telephone: 01928 732802 or E-mail: bronco.arran42@talktalk.net

ALL ACTS SUBJECT TO CHANGE IN CIRCUMSTANCES BEYOND OUR CONTROL

I oN The Prom N

AROUND THE WORLD WITH NULINE DANCE

Alan B's 8th Annual Summer Break

5th – 7th July 2013

Inn On The Prom Hotel
Lytham St Annes
Lancashire (UK)
FY8 1LU

Alan & Jacqui's Summer Dance weekend at this luxury sea front Boutique hotel consists of . . .
Morning Workshops & Evening Social Dancing with a 'Champagne Reception' on Saturday night.
Guests also have full use of the Hotels Health Club & Spa with indoor pool Jacuzzi sauna & gymnasium

The total cost of the weekend is £165 per person - Half Board
A non refundable deposit of £35 per person is required

For further information please contact...

Alan B & Jacqui Jax

Email: alanb@nulinedance.com Email: jacqui@nulinedance.com

01204 654603

Website: www.alanbirchall.com

new PONTINS

AROUND THE WORLD WITH NULINE DANCE

Alan B's

PAST PRESENT & FUTURE...

IT'S ALL ABOUT *DANCE!!*

PONTINS Southport UK

MULTI-AWARD WINNING LINE UP...

Morning Workshops With

ALAN BIRCHALL & ROB FOWLER

Afternoons 2 STEP with ROB

Evening Social Dancing
With
Live Music From

NATALIE THURLOW & RICHARD PALMER

Dj's ALAN & GRROWLER

Re-Furbished Apartments
BRAND NEW DANCE FLOOR for 2013

8 – 10 NOVEMBER 2013

3 nights Self Catering
From £119 pp Classic £129 pp Club
Half Board options Available

Event Information Contact: Alan B & Jacqui Jax

alanb@nulinedance.com jacqui@nulinedance.com www.alanbirchall.com

For Bookings Contact:
0844 576 5949 / 01704 882 100
www.pontins.com Quoting: LIND

NULINE dance

1114453

Linedancer magazine

Clare House
166 Lord Street
Southport, PR9 0QA
✆ 01704 392 300
Fax: 0871 900 5768

Subscription Enquiries
✆ 01704 392 300
subs@linedancermagazine.com

Agent Enquiries
✆ 01704 392 353
distribution@linedancermagazine.com

Web Support Team
Judy Dix and Steve Healy
✆ 01704 392 333
admin@linedancermagazine.com

Webmaster
Paul Thompson-Swift
webmaster@linedancermagazine.com

Publisher
Betty Drummond
betty.drummond@linedancermagazine.com

Managing Editor
Laurent Saletto
editor@linedancermagazine.com

Editorial Assistant
Dawn Middleton
dawn.middleton@linedancermagazine.com

Dance Script Editor
Kath Butler
kath.butler@linedancermagazine.com

Advertising Sales
Jo Gillinder
✆ 01704 392336
jo.gillinder@linedancermagazine.com

Circulation Manager
Phil Drummond
distribution@linedancermagazine.com

Production Manager
Mike Rose
production@linedancermagazine.com

Production Team
Emma Lyon, Amy Houghton
Ian McCabe and Dave Atherton

'Boot Logo' courtesy of London Boots Ltd.

Linedancer Magazine is published in the United Kingdom by
Champion Media Group

© 2012 Champion Media Group. All rights reserved.
No portion of this publication may be copied, transmitted or reproduced in any medium without prior written consent from the publisher.
Comments and opinions contained herein do not necessarily reflect those of the publishers.

ISSN 1366-6509

We proudly support

Contents

This month …

19
200 magazines of memories
A unique look back on Linedancer's output since 1996

55
We've come a long way…
What some of the stars of Line dance wanted to say about Linedancer!

82
Truth is…
Scooter tells it like it is in this column from 1997..

Favourites
13 Grapevine
34 Steppin'Off The Page
61 The Charts

This month's Dance Scripts

36 Cowboy Charleston 2012
37 Ribbon Of Highway 2012
38 Islands In The Stream 2012
39 Smokey Places 2012
40 Black Coffee 2012
41 Just for Grins 2012
42 Lamtarra Rhumba 2012
43 Patient Heart 2012
44 Hot Tamales 2012
45 Have Fun Go Mad 2012
46 Now or Never 2012
47 T-Bone Shuffle 2012
48 Midnight Waltz 2012
49 Chill Factor 2012

club dance

Book Early for the Best Prices

from only £549* p.p.

Join Maggie Gallagher and Club Dance Holidays in the Algarve or sun-drenched Calpe.

The Algarve

13th - 20th April 2013

7 nights half board at the luxury 4* Vila Gale Lagos with guest Craig Bennett

*Book by 20th December

Early Bird Price

only £579*

Calpe

22nd - 29th September 2013

7 nights half board at the stunning 4* AR Diamante Beach & Spa

*Book by 31st January

Early Bird Price

only £549*

Both holidays include:

Return flights with no supplement from Gatwick, Manchester or Birmingham, for a limited time only, return airport transfers, 7 nights half board accommodation, daily tuition, fun nightly socials and full hosting by Club Dance Holidays.

Call us now to secure your place at these fantastic early bird prices

0207 099 4816

www.clubdanceholidays.co.uk

* Book by 20 December for the Algarve and the 31st January for Calpe for Early Bird Discounts

ATOL licence number 9512

1113910

Approved by:

Wanna Dance?

4 WALL - 32 COUNTS - IMPROVER

Steps	Actual Footwork	Calling Suggestion	Direction
Section 1	**Syncopated Rock Steps, Forward Shuffle, Step, Pivot 1/4**		
1 – 2 &	Rock forward on right. Recover onto left. Step right beside left.	Rock Forward &	On the spot
3 – 4	Rock back on left. Recover onto right.	Rock Back	
5 & 6	Step left forward. Close right beside left. Step left forward.	Left Shuffle	Forward
7 – 8	Step right forward. Pivot 1/4 turn left. (9:00)	Step Pivot	Turning left
Restart	**Wall 9:** Start dance again from the beginning (facing 9:00).		
Section 2	**Cross Shuffle, 1/4 Turn, 1/2 Turn, 1/4 Rock Turn, Kick Ball Step**		
1 & 2	Cross right over left. Step left to left side. Cross right over left.	Cross Shuffle	Left
3 – 4	Turn 1/4 right stepping left back. Turn 1/2 right stepping right forward.	Quarter Half	Turning right
5 – 6	Turn 1/4 right rocking left to left side. Recover onto right. (9:00)	Quarter Rock	
7 & 8	Kick left diagonally forward right. Step left beside right. Step right diagonally forward.	Kick Ball Step	
Section 3	**Cross Shuffle. Side Rock, Sailor Step, Step, 1/2 Turn**		
1 & 2	Cross left over right. Step right to right side. Cross left over right.	Cross Shuffle	Right
3 – 4	Rock right to right side. Recover onto left.	Side Rock	On the spot
5 & 6	Cross right behind left. Step left to left side. Step right to place.	Sailor Step	
7 – 8	Step left forward. Turn 1/2 right stepping right forward. (3:00)	Step Half	Turning right
Section 4	**Chasse, Back Rock, 1/8 Kick Turn & Kick & Step, Turn Together**		
1 & 2	Step left to left side. Close right bside left. Step left to left side.	Side Close Side	Left
3 – 4	Rock back on right. Recover onto left.	Rock Back	On the spot
5 &	Turn 1/8 right and kick right forward. Step right beside left. (4:30)	Kick &	
6 &	Kick left forward. Step left beside right.	Kick &	
7 – 8	Step right forward. Turn 1/8 left stepping left beside right. (3:00)	Step Together	

Choreographed by: Jessica and Kelli Haugen (NO) November 2012

Choreographed to: 'Why Don't We Just Dance' by Josh Turner (122 bpm); **FREE** download version by Glenn Rogers available from www.linedancermagazine.com for Linedancer subscribers (32 count intro)

Restart: One Restart during Wall 9

Watch & Learn

A video clip of this dance is available at www.linedancermagazine.com

FIRST IN Line

Linedancer
www.linedancermagazine.com

Approved by:

Kim Ray

Can't Live

4 WALL – 32 COUNTS – INTERMEDIATE

Steps	Actual Footwork	Calling Suggestion	Direction
Section 1	**Cross Rock, & Cross, Full Turn, Cross, Side, Back Rock, Side**		
1 – 2	Cross rock right over left. Recover onto left.	Cross Rock	On the spot
& 3	Step right in place. Cross left over right.	& Cross	Right
4 &	Turn 1/4 left stepping right back. Turn 1/2 left stepping left forward.	Quarter Half	Turning left
5 & 6	Turn 1/4 left stepping right to side. Cross left over right. Step right to right side.	Cross Side	
7 & 8	Rock back on left. Recover onto right. Step left to left side. (12:00)	Rock Back Side	On the spot
Section 2	**& 1/4, Full Turn, Forward Rock, Back, 1/2 Turn, Step, Pivot 1/2, Cross Rock, Side**		
& 1	Step right beside left. Turn 1/4 left stepping left forward. (9:00)	& Quarter	Turning left
2 &	Turn 1/2 left stepping right back. Turn 1/2 left stepping left forward.	Full Turn	
3 – 4	Rock and lean forward on right. Recover onto left.	Rock Forward	On the spot
& 5	Small run back on right. Small run back on left.	Run Back	Back
6 & 7	Turn 1/2 right stepping right forward. Step left forward. Pivot 1/2 turn right.	Turn Step Pivot	Turning right
8 & 1	Cross rock left over right. Recover onto right. Step left to left side. (9:00)	Cross Rock Side	On the spot
Section 3	**Back Rock, Side, Weave, 1/4 Hitch, Cross Walk, Step, Pivot 1/2**		
2 & 3	Rock back on right. Recover onto left. Step right large step to right side.	Rock Back Side	Right
4 & 5	Cross left behind right. Step right to right side. Cross left over right.	Behind Side Cross	
6	Turn 1/4 left on left hitching right knee and stepping right over left.	Quarter	Turning left
7	Cross left over right (travelling forward). (6:00)	Cross	Forward
8 &	Step right forward. Pivot 1/2 turn left. (12:00)	Step Pivot	Turning left
Section 4	**Forward Rock, Full Turn, Sweeping Sailor 1/2, Cross, Side Rock, Cross, 3/4 Turn**		
1 – 2	Rock forward on right. Recover onto left.	Rock Forward	On the spot
& 3	Turn 1/2 right stepping right forward. Turn 1/2 right stepping left beside right.	Full Turn	Turning right
4	Sweeping right out and round, cross right behind left (beginning 1/2 turn right).	Behind	On the spot
& 5	(Turning 1/2 right) Step left beside right. Cross right over left. (6:00)	& Cross	Turning right
6 & 7	Rock left to left side. Recover onto right. Cross left over right.	Side Rock Cross	Forward
8 &	Turn 1/2 left stepping right back. Turn 1/4 left stepping left to left side. (9:00)	Half Quarter	Turning left
Tag	**Danced at the end of Wall 3 (facing 3:00)**		
1 – 4	Cross right over left. Unwind full turn over two counts. Step left to left side.	Cross Unwind Side	Turning left

Choreographed by: Kim Ray (UK) November 2012

Choreographed to: 'Without You (Remastered 2004)' by Harry Nilsson (131 bpm) from CD Nilsson Schmilsson; **FREE** download version by Glenn Rogers available from www.linedancermagazine.com for Linedancer subscribers (8 count intro - slow counts)

Tag: There is one short Tag at the end of Wall 3

Watch & Learn

A video clip of this dance is available at www.linedancermagazine.com

FIRST IN Line

Linedancer
www.linedancermagazine.com

Approved by:

I Told You So

2 WALL – 64 COUNTS – IMPROVER

Steps	Actual Footwork	Calling Suggestion	Direction
Section 1	**Grapevine With Scuff, Side Touch x 2**		
1 – 4	Step right to right side. Cross left behind right. Step right to right side. Scuff left.	Grapevine Scuff	Right
5 – 6	Step left to left side. Touch right beside left.	Side Touch	Left
7 – 8	Step right to right side. Touch left beside right.	Side Touch	Right
Section 2	**Scissor Step, Hold, 3/4 Turn, Forward, Lock**		
1 – 4	Step left to left side. Step right beside left. Cross left over right. Hold.	Left Scissor Hold	On the spot
5 – 6	Turn 1/4 left stepping right back. Turn 1/2 left stepping left forward. (3:00)	Three Quarter Turn	Turning left
7 – 8	Step right forward. Lock left behind right.	Step Lock	Forward
Section 3	**Diagonal Forward, Touch, Diagonal Back Touch x 2, Diagonal Forward, Scuff**		
1 – 2	Step right diagonally forward right. Touch left beside right.	Forward Touch	Forward
3 – 4	Step left diagonally back left. Touch right beside left.	Back Touch	Back
5 – 6	Step right diagonally back right. Touch left beside right.	Back Touch	
7 – 8	Step left diagonally forward left. Scuff right.	Forward Scuff	Forward
Section 4	**Grapevine, Together, Heel Swivel x 2**		
1 – 4	Step right to right side. Cross left behind right. Step right to side. Step left beside right.	Grapevine Together	Right
5 – 6	Swivel both heels left. Swivel heels back to centre.	Swivel	On the spot
7 – 8	Swivel both heels left. Swivel heels back to centre.	Swivel	
Section 5	**1/4 Turn Strutting Jazz Box With Cross**		
1 – 2	Cross right toes over left. Drop right heel taking weight.	Cross Strut	Left
3 – 4	Turn 1/4 right stepping left toes back. Drop left heel taking weight. (6:00)	Turn Strut	Turning right
5 – 6	Step right toes to right side. Drop right heel taking weight.	Side Strut	Right
7 – 8	Cross left toes over right. Drop left heel taking weight.	Cross Strut	
Section 6	**Kick, Behind, Side, Cross, Kick, Behind, 1/4 Turn, Forward**		
1 – 2	Kick right diagonally forward right. Cross right behind left.	Kick Behind	Left
3 – 4	Step left to left side. Cross right over left.	Side Cross	
5 – 6	Kick left diagonally forward left. Cross left behind right.	Kick Behind	Right
7 – 8	Turn 1/4 right stepping right forward. Step left forward. (9:00)	Quarter Step	Turning righ
Section 7	**Forward, Hold, 1/2 Turn, Hold, Forward, Hold, 1/4 Turn, Hold**		
1 – 2	Step right forward. Hold.	Forward Hold	Forward
3 – 4	Turn 1/2 left stepping left forward. Hold. (3:00)	Half Hold	Turning left
5 – 6	Step right forward. Hold.	Forward Hold	Forward
7 – 8	Turn 1/4 left stepping left forward. Hold. (12:00)	Quarter Hold	Turning left
Section 8	**Rocking Chair, Forward, 1/2 Turn, Stomp x 2**		
1 – 4	Rock forward on right. Recover onto left. Rock back on right. Recover onto left.	Rocking Chair	On the spot
5 – 6	Step right forward. Turn 1/2 left stepping left forward. (6:00)	Step Half	Turning left
7 – 8	Stomp right beside left. Stomp left beside right.	Stomp Stomp	On the spot

Choreographed by: Pim van Grootel and Raymond Sarlemijn (NL) November 2012

Choreographed to: 'I Told You So' by Mozella; **FREE** download version by Glenn Rogers available from www.linedancermagazine.com for Linedancer subscribers (32 count intro)

A video clip of this dance is available at www.linedancermagazine.com

FIRST IN Line

Linedancer
www.linedancermagazine.com

Approved by:

Losing Your Sanity

2 WALL – 64 COUNTS – INTERMEDIATE

STEPS	ACTUAL FOOTWORK	CALLING SUGGESTION	DIRECTION
Section 1	**Step, 1/2 Turn, Back Rock, Forward Shuffle, Step, 1/2 Turn**		
1 – 2	Step left forward. Keeping weight on left turn 1/2 right on left. (6:00)	Step Half	Turning right
3 – 4	Rock back on right. Recover onto left.	Back Rock	On the spot
5 & 6	Step right forward. Close left beside right. Step right forward.	Right Shuffle	Forward
7 – 8	Step left forward. Turn 1/2 left stepping back on right. (12:00)	Step Half	Turning left
Section 2	**Back Rock, Side Rock, Back, Kick, Coaster step**		
1 – 4	Rock back on left. Recover onto right. Rock left to left side. Recover onto right.	Back Rock Side Rock	On the spot
5 – 6	Step left back. Kick right forward.	Back Kick	
7 & 8	Step right back. Step left beside right. Step right forward.	Coaster Step	
Restart 1	**Wall 3:** Start dance again from the beginning (facing front wall)		
Section 3	**Jazz Box Cross, 1/4 Turn, 1/2 Turn, Step, Pivot 1/4**		
1 – 4	Cross left over right. Step right back. Step left to left side. Cross right over left.	Jazz Box Cross	On the spot
5 – 6	Turn 1/4 right stepping left back. Turn 1/2 right stepping right forward. (9:00)	Quarter Half	Turning right
7 – 8	Step left forward. Pivot 1/4 turn right. (12:00)	Step Pivot	
Section 4	**Cross, 1/4 Turn, Back Shuffle, Back Rock, Full Turn**		
1 – 2	Cross left over right. Turn 1/4 left stepping right back. (9:00)	Cross Quarter	Turning left
3 & 4	Step left back. Close right beside left. Step left back.	Shuffle Back	Back
5 – 6	Rock back on right. Recover onto left.	Back Rock	On the spot
7 – 8	Turn 1/2 left stepping right back. Turn 1/2 left stepping left forward. (9:00)	Full Turn	Turning left
Option	Counts 7-8: Walk forward right. Walk forward left.		
Section 5	**Step, Pivot 1/4, Step, Kick, Back, Touch, Forward Shuffle**		
1 – 2	Step right forward. Pivot 1/4 turn left. (6:00)	Step Pivot	Turning left
3 – 4	Step right forward on left diagonal. Kick left forward. (4:30)	Step Kick	Forward
5 – 6	Step left back. Touch right toe back. (4:30)	Back Touch	Back
7 & 8	Step right forward. Close left beside right. Step right forward. (4:30)	Right Shuffle	Forward
Section 6	**Cross, Back, Side, Touch, Rolling 1&1/4 Turn**		
1 – 2	Cross left over right. Step right back, squaring up to 3 o'clock wall. (3:00)	Cross Back	Back
3 – 4	Step left to left side. Touch right beside left.	Side Touch	Left
5 – 6	Turn 1/4 right stepping right forward. Turn 1/2 right stepping left back. (12:00)	Quarter Half	Turning right
7 – 8	Turn 1/2 right stepping right forward. Step left forward. (6:00)	Half Step	
Option	Counts 5-8: Step right to side. Step left behind. Step right forward 1/4 turn. Step left forward.		
Restart 2	**Wall 6:** Dance to count 7. Hold on count 8 then restart dance (facing back wall).		
Section 7	**Forward Toe Strut x 2, Step Pivot 1/2 x 2**		
1 – 2	Step right toe forward. Drop right heel taking weight.	Right Strut	Forward
3 – 4	Step left toe forward. Drop left heel taking weight.	Left Strut	
5 – 8	Step right forward. Pivot 1/2 turn left. Step right forward. Pivot 1/2 turn left. (6:00)	Step Pivot Step Pivot	Turning left
Section 8	**Modified Monterey 1/2 Turn, 1/4 Kick Turn, Cross, Back, 1/4 Turn, Step**		
1 – 2	Point right to right side. Turn 1/2 right stepping right beside left. (12:00)	Point Turn	Turning right
3 – 4	Point left to left side. Turn 1/4 left kicking left forward. (9:00)	Quarter Kick	Turning left
5 – 6	Cross left over right. Step right back.	Cross Back	Back
7 – 8	Turn 1/4 left stepping left forward. Step right forward. (6:00)	Quarter Step	Turning left

Choreographed by: Rep Ghazali-Meaney (UK) November 2012

Choreographed to: 'Tonight' by Kate Alexa (138 bpm); **FREE** download version by Glenn Rogers available from www.linedancermagazine.com for Linedancer subscribers (16 count intro - start on vocals)

Restarts: Two Restarts, one during Wall 3 and one during Wall 6

Watch & Learn

A video clip of this dance is available at www.linedancermagazine.com

FIRSTIN Line

linedancer
www.linedancermagazine.com

Approved by:

Craig Bennett

Sweetie

4 WALL - 32 COUNTS - IMPROVER

Steps	Actual Footwork	Calling Suggestion	Direction
Section 1	**Grapevine, Touch, Kick & Point, Sailor Step**		
1 – 2	Step right to right side. Cross left behind right.	Side Behind	Right
3 – 4	Step right to right side. Touch left beside right.	Side Touch	
5 & 6	Kick left forward. Step left beside right. Point right to right side.	Kick & Point	On the spot
7 & 8	Cross right behind left. Step left to left side. Step right to place.	Sailor Step	
Section 2	**Cross, 1/4 Turn, Side Rock, Behind, Side, Cross Shuffle**		
1 – 2	Cross left over right. Turn 1/4 left stepping back on right. (9:00)	Cross Quarter	Turning left
3 – 4	Rock left to left side. Recover onto right.	Side Rock	On the spot
5 – 6	Cross left behind right. Step right to right side.	Behind Side	Right
7 & 8	Cross left over right. Step right to right side. Cross left over right.	Cross Shuffle	
Restart:	**Walls 3 and 8:** Start dance again from the beginning.		
Section 3	**Monterey 1/2 Turn, Point, Behind, 1/4 Turn, Right Shuffle**		
1 – 2	Touch right to right side. Turn 1/2 right stepping right beside left. (3:00)	Touch Turn	Turning right
3 & 4	Touch left to left side. Step left beside right. Point right to right side.	Touch & Point	On the spot
5 – 6	Cross right behind left. Turn 1/4 left stepping left forward. (12:00)	Behind Quarter	Turning left
7 & 8	Step right forward. Close left beside right. Step right forward.	Right Shuffle	Forward
Section 4	**Step, 1/2 Turn, Forward Shuffle, Step, 1/2 Turn, Step, 1/4 Turn**		
1 – 2	Step left forward. Turn 1/2 right stepping right forward. (6:00)	Step Half	Turning right
3 & 4	Step left forward. Close right beside left. Step left forward.	Left Shuffle	Forward
5 – 6	Step right forward. Turn 1/2 left stepping left forward. (12:00)	Step Half	Turning left
7 – 8	Step right forward. Turn 1/4 left stepping left to left side. (9:00)	Step Quarter	

Choreographed by: Craig Bennett(UK) October 2012

Choreographed to: 'Sweetie' by Carly Rae Jepsen from CD Kiss; **FREE** download version by Glenn Rogers available from www.linedancermagazine.com for Linedancer subscribers (** count intro)

Restarts: Two Restarts, both after Section 2, on Walls 3 and 8

Watch & Learn

A video clip of this dance is available at www.linedancermagazine.com

FIRST IN Line

Linedancer
www.linedancermagazine.com

Approved by:

Robert Lindsay

Loving You Anyway

4 WALL – 52 COUNTS – INTERMEDIATE

Steps	Actual Footwork	Calling Suggestion	Direction
Section 1	**Heel Switches, & Forward Shuffle, Heel Switches & Touch, Unwind 1/2 Turn**		
1 & 2	Touch right heel forward. Step right beside left. Touch left heel forward.	Heel & Heel	On the spot
& 3 & 4	Step left beside right. Step right forward. Close left beside right. Step right forward.	& Right Shuffle	Forward
5 & 6 &	Touch left heel forward. Step left beside right. Touch right heel forward. Step right beside left.	Heel & Heel &	On the spot
7 – 8	Touch left toe behind right heel. Unwind 1/2 turn left, keeping weight on left. (6:00)	Touch Unwind	Turning left
Section 2	**Forward Rock, Shuffle 1/2 Turn, Forward Rock, Triple Full Turn**		
1 – 2	Rock forward on right. Recover onto left.	Rock Forward	On the spot
3 & 4	Shuffle step 1/2 turn right, stepping - right, left, right. (12:00)	Shuffle Half	Turning right
5 – 6	Rock forward on left. Recover onto right.	Rock Forward	On the spot
7 & 8	Triple step full turn left, stepping - left, right, left.	Triple Full Turn	Turning left
Option	Replace triple full turn with left coaster step.		
Section 3	**Side, Behind, Heel Ball Cross, Side Rock, Behind Side Cross**		
1 – 2	Step right to right side. Cross left behind right.	Side Behind	Right
3 & 4	Touch right heel forward. Step right beside left. Cross left over right.	Heel Ball Cross	
5 – 6	Rock right to right side. Recover onto left.	Side Rock	On the spot
7 & 8	Cross right behind left. Step left to left side. Cross right over left.	Behind Side Cross	Left
Section 4	**Chasse 1/4 Turn, Rocking Chair, Forward Shuffle**		
1 & 2	Step left to left side. Close right beside left. Turn 1/4 left stepping left forward.	Chasse Quarter	Turning left
3 – 4	Rock forward on right. Recover onto left. (9:00)	Rock Forward	On the spot
5 – 6	Rock back on right. Recover forward onto left.	Rock Back	
7 & 8	Step right forward. Close left beside right. Step right forward.	Right Shuffle	Forward
Section 5	**Toe Touches, 1/4 Sailor Turn, Walk Forward x 2, Heel Ball Step**		
1 – 2	Touch left toe forward. Touch left toe to left side.	Touch Touch	On the spot
3 & 4	Turn 1/4 left stepping left behind right. Step right beside left. Step left to place.	Quarter Sailor	Turning left
5 – 6	Walk forward right. Walk forward left. (6:00)	Walk Walk	Forward
7 & 8	Touch right heel forward. Step right beside left. Step left forward.	Heel Ball Step	
Section 6	**Forward Rock, Shuffle 1/2 Turn, Forward Rock, 1/4 Sailor Turn**		
1 – 2	Rock forward on right. Recover onto left.	Rock Forward	On the spot
3 & 4	Shuffle step 1/2 turn right, stepping - right, left, right. (12:00)	Shuffle Half	Turning right
5 – 6	Rock forward on left. Recover onto right.	Rock Forward	On the spot
7 & 8	Turn 1/4 left stepping left behind right. Step right beside left. Step left to place.	Quarter Sailor	Turning left
Restart	**Wall 2:** Start dance again from beginning.		
Section 7	**Toe & Heel, & Touch Back, 1/2 Turn Hook**		
1 & 2	Touch right to right side. Step right beside left. Touch left heel forward.	Toe & Heel	On the spot
& 3	Step left beside right. Touch right toe back.	& Touch	
4	(Weight on left) Turn 1/2 right, hooking right in front of left. (3:00)	Half	Turning right
Note	At the end of Wall 4, music slows slightly. Carry on, starting Wall 5 as normal.		
Ending	**Dance to end of Section 1, then:**		
1 – 2	Step right forward. Pivot 1/2 turn left to face front.	Step Pivot	Turning left

Choreographed by: Robert Lindsay (UK) November 2012

Choreographed to: 'It's The Way You Make Me Feel' by Steps from CD Steps, The Ultimate Collection; **FREE** download version by Glenn Rogers available from www.linedancermagazine.com for Linedancer subscribers
(16 count intro - start on vocals, approx 11 secs into track)

Restart: One Restart, during Wall 2, after 48 counts

Watch & Learn

A video clip of this dance is available at www.linedancermagazine.com

grapevine

Tell us what you're up to.
Send us your news.

Grapevine
Linedancer Magazine
Southport PR9 0QA

editor@linedancermagazine.com

Dancing The Night Away

Cynthia who teaches C.C. Linedancers in Cornwall, held one of her charity nights to raise funds to be divided between Cancer UK and the RSPCA. What a night! Dancers from nine local Line dance classes, joined together for a night of dances from Black Coffee and Moonlight Cha, to Gambling Man and 50 Way's, all DJ'd by Tony. At midnight the last dancers left the floor. A wonderful fun way to raise much needed funds for these charities.

Cathy Does It Again

Cathy Hodgson, Ambassador for the Line Dance Foundation, recently held a fundraising event in Harrogate, North Yorkshire. Funds were raised for the LDF and Harrogate Mind. "With it being very local to me, I thought that I would call in to the Harrogate Mind office to give the cheque in personally. When I got there, Chris Raddings and some of the Harrogate Mind clients that had come to the event were there and were chuffed to bits with the amount of money we raised, and they gave a round of applause. I even proposed coming through to their office and teaching them some basic Line dancing which they were all excited about. I think Chris was quite overwhelmed with the amount of money we raised."

Busy, Busy, Busy

Carol Sterratt and her Jay Cee Liners of Camborne in Cornwall love to dress up and they have had a busy year so far! "This year we have held a Jubilee event, an Olympic event and more recently we had a super evening with top entertainer Alan Gregory. Jay Cee Juniors gave a brilliant display during the interval and had a standing ovation. In the picture are, top row: Regan, Peter and Alan, bottom row: Jessica and Abilgail. We have lots more planned for the rest of the year so watch this space."

Southsea Smiles

Here is Wayne and Ann Dawkins and Western Wranglers Line dancers from Southampton on their recent weekend away with Isle of Wight Tours at Southsea.

Halloween

Here is a selection of the witches and ghouls at Tina Argyle's Halloween party held at Wreningham in Norfolk. It was a complete sell out that was achieved by the hard working Tina and who acquired the services of Natalie to provide the live music. All Tina's regulars supported the event and were pleased to welcome lots of Natalie's followers many of whom travelled many miles to attend.

David Purdy told us about scary goings on at Renes Revellers Halloween Line dance. "We played pass the parcel to Pick A Bale, most people managed to drop the parcel at some stage but luckily it was non-breakable. We converted the music for the Monster Mash to the Electric Slide and gave a prize for the scariest interpretation, won by Mary and Malcolm. Count Dracula and Morticia (Ray and Joyce) won the fancy dress competition. There were several runners-up, including bar-stewardess Gail, who scared the living daylights out of us. The room was decorated with spiders and mini monsters, we had a shared supper of suitable Halloween fare. We played everyones' requests and the evening ended with all dancers happily flying home on their broomsticks."

"Thanks to Chris Price of Southern Stomp Line Dance Club for baking a tray of goodies for our Halloween Tea Dance recently, Joy Ashton told us. "She was helped by Barbara and Di, and Barbara didn't let a little thing like a broken arm stop her getting into the spirit of the occasion! Sixty Club members turned out for a morning of dancing and afternoon tea, brewed by several witches of course! Barbara has been so brave not letting her injury stop her joining in our activities this month, she came on holiday earlier in October and is joining in our Murder Mystery later in November. It would be so easy for her to stay at home alone, but we are pleased to see her and help keep her spirits up. This is what our club is about, not just about the £5 at the door or the dances but looking after our dancers, who have become friends over the years. I am sure there are many other such clubs all over the country that have the same philosophy."

Steps 'n' Stetsons

Stephanie Stoter and Julie Myers told us that they held a Sunday afternoon tea dance for their Line dance club in Lower Earley recently to raise funds for their charity, Pancreatic Cancer Research Fund. "It was a great day for everyone and while everyone pitched in, Steph and Julie want to say a very big thank you to their bakers, (from left) Diana Wicks, Brenda Nicolaou, Jackie Townsend and Carole Millward. The cakes were splendid and we had great fun working off all those calories with the dancing during the afternoon!" Julie and Stephanie would also like to say a huge thank you, on behalf of all their dancers in Lower Earley and Sonning are sending a huge thank you on behalf of all their dancers, to Wendy and Ray Jarvis who continue their good work in collecting milk bottle lids from everyone and recycle them so that all the proceeds go to the Air Ambulance charity."

Great Effort!

In October 2012 dancers from Bradford and Leeds joined in a charity Line Dance Social held at Tyersal Residents and Community Centre organised in aid of Crohn's and Colitis UK. Enid Brook tells us: "It was the culmination of a year's hard work fundraising. The efforts of everyone involved raised the magnificent sum of £1,560 that has been split equally between the Leeds and Bradford local area groups. A great effort by everyone involved!"

Keep On Dancing

"We recently celebrated the 90th birthday of Line dancer Dorothy Harris," Rosa Butler says. "She invited us all to her Line dance party here in Liverpool, where Magill played and entertained us. Dorothy danced the night away, including one of her old favourites Lamtarra Rumba. The evening included a special performance of Have You Ever Seen The Rain by Pat, Margaret and Sheila. They dressed up with raincoats, wellies and umbrellas and sang their hearts out. Dorothy often dances several times a week, in different classes, with her daughter Susan. Thank you Dorothy for a wonderful evening. Keep on dancing."

Jubilympic

To celebrate the year of the Jubilee and the Olympics the 'Jubilympic' Line dance theme was red white and blue. And wow! Did the dancers go all out with their outfits. 195 dancers turned up to the Prince of Wales Hotel in Southport for the twice yearly event run by the Allied Dancing Association. Together with the raffle £507 was raised and is being donated to Woodlands Hospice in Fazakerley, Liverpool. Hospice representative Carol Rigby kindly came along to explain where the money will be used and to thank everyone for their support. The president of the Allied, Chris Booth, presented prizes for best outfit and best decorated table. Lynda from Lynda's Stompers says: " I am pleased to say, with the numbers that turned up, this beautiful venue is unfortunately too small for our next event in March. So please watch this space as we will be looking for a more suitable and larger dance floor.

We have listened to all the comments and will strive to accomodate and "do better next time". Thank you to everyone who attended and to all the helpers

We still had a great day."

Here's To You!

"I thought I would send you a photo of our Line dance teacher Nick and his lovely wife Alison celebrating the 15th anniversary of our club Oakland Mavericks. It was held at the Thingwall Recreation Centre where we have our classes," Sandy Keys writes. "We had such a good time. We had a Jacob's table, a free raffle and a charity collection. Nick and Alison provided the disco and a delicious cake. Potty gave a small speech and presented a card and gift from the dancers. Best of all was lots of happy people Line dancing. What more could you ask for. Please thank Nick and Alison for all their work. Keeping us happy and up to date with all the Line dances, arranging socials and weekends away. We do appreciate them. Even though some of his dancers have been known to throw comments while he is teaching. All done in the best possible taste of course." Here's hoping Oakland Mavericks will continue being successful for a very long time to come.

St. Day Dancers

In October 2012, St. Day Line dancers from Cornwall held a social for local charities, Spectrum (Autism) and the Memory Club (Alzheimers). Maureen Prisk told us: "It was held at the Enterprise Centre in Redruth. One of our class members has a grandchild who is Autistic and she donated extra money. In all £600 was raised. Terry who runs our club is great fun and we enjoy raising money for charity."

Cornish News

"Hello from Wyn and Merv at A Chance To Dance in Cornwall. We want to let you know what we have been up to here recently. We had a great weekend in Torquay, once again an absolutely brilliant time with everyone, Line dancers really know how to party. It was a real privilege having Ria Vos pop in and join us on the floor, for lots of new and classic dances. Last week we held our Halloween evening and presented Mary Murfin, the area fundraiser for Cornwall and the isles of Scilly for Precious Lives, with a cheque for £800.45p. We would like to say a very big thank you to all our Line dancers for their support in raising these much needed funds for our little ones in Cornwall."

between the lines

Your chance to comment or let off steam ... drop us a line today.

Between The Lines
Linedancer Magazine
Southport PR9 0QA

editor@linedancermagazine.com

Line Dance Birthday

I would like to say a very big thank you to my family and Line dance friends for a wonderful party they organised for my 80th birthday, I will never forget it. As my birthday approached I made it known that I didn't want any fuss. I woke up on my birthday and after a lovely day I got myself ready to go out. My friend was picking me up at 7pm to take me to Line dance. The doorbell rang and I opened the door. There was a white limo and a chauffeur who said, "I am driving you to your venue and this trip is from your seven grandchildren." So off I went in a daze. I arrived at the hall and was greeted by my family, my two Line dance teachers (Linda Morrison and Val Whittington) plus lots of my dancing friends. I was showered with presents, flowers and cards. There was a buffet, with cakes, sandwiches and many other goodies. By then I was on a high and found it hard to take everything in. Everyone sang Happy Birthday and I felt proud of them. Then they all asked for a speech but I was so emotional with joy that I can't remember what I said. I had a lovely evening and I'm sure everyone else did. So once again, I would like to say a big thank you to all, for the most wonderful 80th Line dancing birthday evening. It was fantastic, bless you all.

Terrie Jones
Port Talbot, West Glamorgan

Etiquette!

One of my dancers, who has learning difficulties, was at a Line dance event recently at the Prince of Wales Hotel in Southport. She was dancing and accidentally bumped into the lady behind her and apologised. The 'lady?' in question took hold of my dancer by the arm and walked her off the floor saying, "if you don't know the steps you should not be on the floor!" My dancer knew the dance as well as anyone but her difficulties show in her lack of timing and musicality. The floor was a little crowded and dance floor etiquette (the customary code of polite behaviour in society or among members of a particular profession or group) was fully explained with everyone being made aware of the space around them. This was purely an innocent accident and could have happened to anyone. NO dancer should be treated like this, I am so hurt and disgusted at this womans behaviour. If she should happen to read this, she will know who she is and she is not welcome at my events again.

Lynda's Stompers

Every Class is Fun

As always we are enjoying all sections of your Linedancer magazine, keeping us right up to date with our love and passion of Line dancing. Laurent wrote in The Last Line of your September issue and we have to say Laurent you were bang on. We have packed classes who have danced for years, from the time they arrive 7 till 11 they dance, have fun and laughter throughout the whole evening. Every class night is a social for all our 80 dancers. We say, A Chance To Dance in Line for fitness and fun, keep up the good work, thank you.

Wyn and Merv, A Chance To Dance, Cornwall

We'll Miss You

May I, through your great magazine, thank Julie Burr from Star Liners for 14 wonderful years of her teaching Line dancing. Julie over the years has had a lot of patience and kindness in teaching us a lot of the old dances and of course the new, she has run classes in both Corse, Staunton Village Hall and Bredon Village Hall. She has also organised many, many great Line dance weekends, finding as many different venues from Lytham St. Annes to sunny Torquay, arranging a great fun time for everyone, thinking of themes for our fancy dress. She has organised wonderful social nights and Christmas parties, doing the tasty catering with her mother Elenor. It was a great shock to us all when she announced that she is stopping her classes, due to work and family commitments but she hopes to continue dancing in a social capacity. A great big thank you to Julie from past and present students, we will miss your laughter and the fun your classes have been.

Angela Underwood, Corse Lawn, Gloucestershire

200 magazines of memories

Well, here we are, 200 editions old and not looking too shabby either, even if we say so ourselves.

For this edition, we wanted to give you something really different, something you could look at to make you smile, think and feel part of the biggest family on earth, our Line dance family. As it is December, we wanted the magazine to have the "feel" of an early gift. Let us hope we have managed to do that!

For the main part of this special 200th edition, we researched our 199 other magazines and picked bits and pieces relevant to each one of its 17 years. Some of what you are about to read seems funny because it is undoubtedly of its time, but a lot of what we found illustrates that very little is new under the sun. Country vs Pop, etiquette problems, too many dances, all those topics have existed almost from the beginning…

The dance scripts this month are also a nod and a wink towards Line dance's rich heritage. 14 scripts, all classics, but "reinvented" if you like, to brand new tunes. This list was compiled thanks to Big Dave Baycroft who we cannot thank enough for his support. Apart from "Chill Factor" which is this time set to a remix of the original song re-relased in 2010 (great fun too), all the tracks featured here are from 2012.

The thinking behind this decision was simply that we often hear "Too many dances out there and forgetting the good old ones…". Well, not this month. Re-discover or simply discover those classics with a fresh soundtrack, perhaps generating a brand new hit for one or more of those aptly named "classics of the dance floor".

You will also find other surprises here and there throughout the whole of this 200th edition, taking you back down Memory Lane but also (we think!) proving that Linedancer has moved with the times and is still as relevant today as it ever was…

And if you weren't around at the beginning, those pages will hopefully entertain you…

Enjoy your read this month and as it is the start of the Festive month, the team joins me to wish you the merriest of Christmases and a happy start for 2013…

All the best
Laurent

February • Take That, the most successful British band so far this decade, announce that they are splitting up

July • Dolly the sheep, the first mammal to be successfully cloned from an adult cell, is born in Scotland

1996

April • The Duke and Duchess of York are divorced after ten years of marriage, four years after their separation

November • Democratic incumbent Bill Clinton defeats Republican challenger Bob Dole to win his second term

Setting out our stall ...

Dear Dancers

"... My day job for the past 24 years has been in publishing but my love of dancing began many years before that.

So my experience as a publisher and a Line dance instructor are now combined, and I have the greatest pleasure in bringing you Linedancer.

Linedancer is not affiliated to any association or attached commercially to any class.

And with Linedancer you won't miss a step! In each edition we will publish a selection of dances in "Stepping Off The Page" so that you can learn the steps and techniques at your own pace.

It will never, never replace going to a class or a club, where you can enjoy the atmosphere and share the laughter, but it will be a big help for those of you who struggle with new dances.

Of course, we do hope to have your input and would love to hear from you.

Call us, write to us, fax us, or meet us on the dance floor.

Tell us your news and views, tell us what's going on in your area. Where are the best places to go, who are the good teachers, what are the most popular songs and which are your favourite dances?"

(excerpt of Betty Drummond's Dear Dancers, Issue 1 Page 3 – June 1996)

Dancing Pictures

Linedancer aimed to show its readers basic steps through this series of dancing steps pictures.

Issue 2 gave Grapevines left and right as well as quarter turns!

(Issue 2 Page 18 – July 1996)

Teacher feature

Helen O'Malley was showcased in Linedancer's first year.

"... In the best of places (Dublin) to leave you with a real boot scoot of a hangover after a night's no-holds barred Line dancing, how appropriate that I was off to meet the maker of Black Coffee!

No, this isn't a Gold Blend advert. Home to a unique crowd of Line dancers that put the fizz in effervescent Ireland is where you'll find Helen O'Malley, the lady who wrote THAT dance.

"Pity I didn't take any royalties," jokes Helen, trying to find an explanation for the phenomenal demand.

"Johnny, my brother, is the DJ at our club and so I wrote the dance as a tribute for his wedding anniversary. Then we began teaching it, but I never realised how popular it would be ..."

(Issue 7 Page 9 – December 1996)

May • The Labour Party return to power for the first time in 18 years, with a landslide majority in the general election

August • Death of Diana, Princess of Wales after a car accident in a road tunnel in Paris

March • Channel 5, Britain's fifth terrestrial television channel, is launched

June • Publication of first Harry Potter novel, Harry Potter and the Philosopher's Stone

1997

First Awards

"As we approached close of play last year, Linedancer Magazine asked readers three of the hardest questions of all. What was your favourite Line dance? Who was the choreographer you most admired? And which British country band made the best live accompaniment to a Line dance night out?….

ROB FOWLER

– CHOREOGRAPHER OF THE YEAR

…Of all the talented choreographers you nominated, Rob stood out, we feel, because of his success in matching the standards and winning the recognition of America's foremost dancers, Max Perry for on has added Cryin' to his hefty catalogue….

BLACK COFFEE

– LINE DANCE OF THE YEAR

….But it says something of the quality of her (Helen O'Malley) choreography that readers were prepared to vote it to top spot anyway.

Publisher of Linedancer, Betty Drummond, says that the dance is just that little bit special because "it has a lot of cleverly written sequences and interesting touches. For a mild tempo dance to be so infectious is very unusual…."

THE DEAN BROTHERS

– BRITISH COUNTRY ARTISTS OF THE YEAR

…The Dean Brothers have done their utmost to promote Line dance, while taking British country music from the bar room to the big time.

The Deans were one of the first UK acts to make a meaningful impression on CMT, paving the way for other talented bands like The Cheap Seats.

They're pretty much everywhere in March so you'd better give them a call…..

(Page 15 – March 1997)

Numbers going up

…. A stampede of thousands of Line dancers made their way to RAF Burtonwood, Warrington in April…. Whether or not this will be deemed a World record, Line dance 97 was a rip roaring success. Linedancer can announce that over 4.500 dancers took part in The Freeze which was filmed by the BBC Record Breakers for transmission in September. We will let you know the official figures as soon as we have it…."

(Page 32 – May 97)

Pop/Country debate starts …

"As a dancer I'm aware that a large percentage of dancers are not really country music fans (though they believe themselves to be)…In my opinion, the live country music scene in this fair land will never amount more than a hill of beans ….until audiences are prepared to "live and let live"… (Carol Bradshaw)

In response to a recommendation we recently purchased two CD's, one called Men In Black and another by Puff Daddy. I was horrified when I heard these tracks, they can only be described as a noise….There is so much good country music around that we do not need this kind of funky music. (Sheila Rushforth)

…I worry because if lots of Line dances are done to lots of pop records it becomes a pop dance craze, and as everyone knows all pop dance crazes die. The odd novelty track is fine….Now it's things like Electric Reel and what will be next, highland flings to "Donald where's your troosers" perhaps? (Liam King)

(Page 50 – November 1997)



Cover 12 - May 1997

WOW! Was that cover over the top enough? We really could not have thrown any more at poor Scooter Lee that month could we?

We have a busy background pic, Scooter on top of it, Steve in an inset and every possible coloured font to go with it!

Another example of how far we have come since then!

March • The 70th Academy Awards ceremony held in Los Angeles, California. Best Picture: *Titanic*

May • Bear Grylls, aged just 23, becomes the youngest British climber ever to scale Mount Everest

1998

April • Tammy Wynette, the popular US Country & Western singer, dies aged just 56

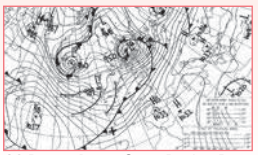

26 December • Great Boxing Day Storm: Severe gale force winds hit Ireland, southern Scotland and northern England. Roads, railways and electricity are all disrupted

Whatever happened to him?

Coming to Britain not once but twice this year is Peter Metelnick, the Canadian choreographer responsible for hits including T Bone Shuffle, Psychabilly Boogie, Joyridin and Shakin'All Over….

His spring tour includes 18 dates and commences on May 1st….

A native of Ontario, Metelnick has been an instructor for the past five years and is a director of two teams, based in his home town of London. His prolific output include Goin' Once, Goin' Twice, All Night Long, Moving On, Strawberry Waltz and Roll With It to name a few…

(April 1998 – Page 11)

And whatever happened to her?

"…Although only a Line dance instructor for four years, Maggie (Gallagher's) dance background comprises of twenty two years as a trained Irish dancer – which she also teaches – as well as tap, modern and ballet …..

It's apparent to anyone who meets Maggie Gallagher that she is a virtual whirlwind of dancing endeavours.

In May this year she organised a nine hour Line dance marathon at the Leofric Hotel, Coventry which raised a staggering £8,000 for local sick and disabled children.

In 1997, the same event collected a

massive £6,000 ….

Friends and family may take some of the strain, but only Maggie Gallagher can wear her dance shoes, and she does so with a fervour that infects those around her.

She has accomplished much in her chosen career, and her extensive and varied dance CV belies the number of candles sitting on her cake – which are actually added to this month …

Happy 30th Birthday, Maggie.

(December 1998 - Page 39)

Hello Dolly

…To meet the authentic article in the flesh so to speak, was a genuine thrill…. What the pictures don't show you is the charismatic aura she carries with her, the positive energy she embraces and the realisation that this is no figure of fun but a clever businesswoman, a superb communicator and a lady who uses her image to her total advantage….

Country music has taken so long to find its niche. At one time you would have been embarrassed as a fan to say you really loved country music.

So you had to be a closet country lover. But now so many young, hip people are doing it, which is a sign of the "New" West. And I'm glad to say I'm Country…"

(excerpt of interview by Steve Crosby-November 1998 - Page 17)

Cover 28 - July

This cover has it all. This is part of the photo shoot Jo refers to in her words about what Linedancer means to her in this very issue.

Alan Livett, John Robinson and Robyn April Rivard-Darby Maguire are there with her and you can almost "feel" the fun they all had and that was so representative of dance then!

January • The euro was introduced to world financial markets as an accounting currency

June • Napster, a 'revolutionary music downloading service', debuts

April • Boxcar Willie (born as Lecil Travis Martin) American country music singer dies (1931-1999)

June • Construction of the Millennium Dome is finished

1999

Garth Brooks

Steve Crosby went to Belfast to see one of the amazing Country star's five sell out concerts and also attend a press conference.

"… The highlights? The moment the crowd started a chant of "olé, olé, olé…" which left the big man genuinely awe-struck as the admiration of the gathered people was expressed in wonderful sporting simplicity…..the moment when everyone, but everyone, in the room sang along to Two Pina Coladas to the obvious amazement of Mr. Brooks….

"Of all the people who are clueless about why this is happening to me, I'm the most clueless. But I'm still so thankful that it is and I still feel like the luckiest man alive. I have the coolest life in the world. It's like eating ice cream for a living!"….

(January 1999 – Page 20)

Nothing new

As far back as 1999, there was controversy from some quarters. Here's a letter to prove that indeed nothing IS new!

"…there seems to be a glut of miserable people who think that Line dancers should only put on dances that please them. I attend three different classes, all of them good in their own way, all mixed ability classes, and I have never heard anyone complaining because they are providing only easy dances, or only difficult. I don't have time to worry about whether it's country music or Line dance music, it's music and it is meant to be danced to, and to be enjoyed…." (RD, A Scots Geordie) *(November 1999 – Page 95)*



Cover 41 - October

This is the very first cover where the Red and White design of the Linedancer boot appears (rather than a photo of the boot).

It would continue to be our brand till today!

The cover picture was of pop group Scooch and this was the second non Country singing star cover that year (Scooch was sandwiched between September's Will Smith, and November's Enrique Iglesias).

Line dancing was changing!

Kimber Clayton

Kimber spoke to Linedancer in June that year.

"….Kimber particularly enjoyed her two gigs in April on the Isle Of Man. "We really had a great time there" recalled Kimber "They weren't real big shows, but those people had such a good time. You know, just real rowdy!"

…Country clubbers unfamiliar with Kimber's back catalogue were won over by her remakes of "Addicted To Love" and "Jose Cuervo", Linedancer's Track Of The Year 1997.

Dancing is never far from Kimber's mind when she chooses her songs. "It's been a very important part of my material in the last couple of years. I've played so many clubs where people were dancing, even in the States. So I couldn't let people down; I couldn't record an album of ballads. I'm not that sort of person. I have a lot of energy and I like songs with a lot of energy. It just so happens that dancers do too!"…

Kimber concluded with a special message for the readers of Linedancer.

"It's important that you're out there dancing every night or every week because that is what's keeping Country music alive in the UK. Without you, all the artists in the UK would not be here, and we really appreciate that. Stay out there and keep dancing!"

Kimber Clayton (1964-2006)

(June 1999 –Page 47)

June • The much-anticipated Millennium Bridge opens to the public, but has to close after it starts swaying

August • Queen Elizabeth The Queen Mother celebrates her 100th birthday

2000

July • Reality television game show Big Brother first airs in Britain

November • Marriage of American actor Michael Douglas and Welsh actress Catherine Zeta-Jones

Cover 44 - June

Our 4th Birthday bonanza features newcomer a very young Rachael McEnaney.

Our covers were now simpler, sleeker and though we could not resist trying out as many fonts as we could on our readers, we had started on a much more modern approach visually at least!

CLDS? Does it still exist?

Chronic Line Dance Syndrom was an epidemic according to Harry Seddon and this questionnaire sought to find out whether you were affected…. Yes to three or more questions meant an advanced stage of CLDS!

1/ Do you consider it normal to break into dance in the supermarket every time a Line dance tune is played over the PA system? YES/NO

2/ Have you ever tried on clothes you had no intention of buying just so you could listen to the dance tunes in a trendy shop? YES/NO

3/ Do you practice dance steps in the kitchen while drying the dishes? YES/NO

4/ Do you take the dog for a walk so that they can have a quiet practice of the latest dance? YES/NO

5/ Are you tired on evenings when there is no dancing to go to, but full of beans on nights when there is dancing? YES/NO

6/ Do you wake yourself up dancing in your sleep? YES/NO

7/ When you book a holiday, the first thing you want to know, is not what the currency exchange rate is, or even what the beach is like, but where you can Line dance? YES/NO

(September 2000 – Page 25)

This'll never catch on

Dear Dancers…

"…If you don't have a computer you may think, what relevance is the Internet to me? Reliable figures tell us about 18% of the UK population already have access to the Internet and this number increases by about 11000 people each day. It wont be long before you will have access to the Internet using your TV set. Mobile phones allowing Internet access are on the market. A major UK bank already offers their customers this technology.

With an estimated 180 million people world-wide accessing the Internet on PCs, and 350 million mobile phone users, Internet access will be available to you in one form or another, like it or not.

So what can you expect from our website? One priority is to offer a searchable onLine dance database…..Exciting multimedia opportunities abound and our dilemma is which one to seize first. We'd like to invite you to share in our new venture by visiting the Linedancer Magazine website. The new millennium promises to be a technologically rich period, with many things possible that previously existed only in people's imaginations.

(Steve Brereton – Linedancer Web Manager – January 2000)

CBA Report

A full 12 page report on the fourth major event was featured in April 2000. Here are some excerpts…

"…After whittling down the 16 nominees, it (Dance Track Of The Year) was to be Now I Can Dance by Tina Arena the theme to Michael Vera-Lobos Into the Arena that took the prize … the Country Line dance Artist of the Year Award went to Scooter Lee.

This award comes on top of her recent win at the Spirit of Europe Music Awards in Berlin. And with all the tour dates she puts in throughout her year, who can argue with her collection of trophies?….

Dave Sheriff presented Rob Fowler with UK Instructor of the Year. Rob has won this award every time it has been presented and his popularity remains enormous…..

The winner of (Dance Of The Year) this award was Stockport teenager, Liam Hrycan for his dance Pot Of Gold.

There was huge applause as the unassuming Liam was cheered to the stage to receive his award from Linedancer's own Betty Drummond….

February • The 2001 UK foot and mouth crisis begins

October • The iPod was first introduced by Apple

July • Politician and novelist Jeffrey Archer is sentenced to 4 years in prison for perjury and perverting the course of justice

September • Two aircraft are hijacked and crashed into the World Trade Centre's Twin Towers

2001

Winners all the way ...

"…After the various heats around the country – at Glasgow, Newcastle, Leeds, Liverpool, Walsall, Henfield, Chalfont St. Peter and Exeter – a total of 38 teams made the finals (of Linedancer's 2000 Choreography Competition) and made their way to Southport…..

The final days surpassed our expectations. The winner, Stewart Gimson of Nottingham Outlaws (ably assisted by Jim Grice and Alison Wilson), was surprised and shocked to be placed first by judges Rob Fowler, Chris Hodgson and Adrian Churm. However, I (Tim Matthews, then editor) thought this a very accessible dance and choice of music – You're My Number One by S Club 7- was excellent.

Julie Clarkson's dance to Let's Twist Again came second and Josie Pickles homage to Status Quo rocked her into third place… Stewart said: "I never expected to win – in fact, I didn't think we'd make it into the Top Ten. I'd thought we'd done well to make it into the Finals!"…Stewart noted that Line dancing has changed a great deal since he first became interested in it. Initially the music he danced to was country with the occasional pop music track. Nowadays as indicated by his choice of S Club 7…. things have changed. For one thing dances are learned and discarded much quicker: "They used to be around for months but that doesn't happen much now."

(February 2001 – Page 37)

Sole Music

We launched the Linedancer shoe in 2001. A far cry from today, with the one style (Practice) available and a foreword from Betty explaining exactly why the shoe's criteria is what any Line dancer has been waiting for.

(June 2001 - Pages 50-51)

Cover 59 - April

The cover shows a very happy Rob Fowler with a first … this was the first time someone won three awards in one year. The cover was also a candid shot, which was not something our readers were used to.

Another newcomer

Have you danced X Cuse Me? Thought so! It was choreographed by Kickin' Kate Sala, the Nottingham Line dance fanatic. She is becoming increasingly well known on the circuit … Kate Sala is one of those people who has to pack as much into their lives as possible.

"At the moment I'm putting the finishing touches on a new business venture."…. (the project was) ..Pizza Loco a pizza shop based in the student area of Leicester … named after Cha Cha Loco danced by Kate, Maggie and Lionel Blair on tour together …. So what next for Kate Sala? "Well, I could always be a painter and decorator," she laughs. More artistic talents? "No, not really, I've just spent a month painting the shop in Leicester – I've got to be an expert now!"

(October 2001 – Pages 20-21)

February • Golden Jubilee of Elizabeth II upon 50th Anniversary of King George VI's death in 1952

November • James Bond (Pearce Brosnan) appears in his 20th movie, Die Another Day

2002

February • Will Young wins the first series of Pop Idol

November • 'Girls Aloud' are formed from the five female contestants who won Popstars The Rivals

A Sixth Birthday

Part of the fun of celebrating a birthday of any kind (including the magazine's) is to involve the reader as much as possible.

In June, we printed an interview of Betty and also an interesting questionnaire designed to find out more about Linedancer's founder…

Some of the questions were:

- *What is her favourite food?*
  A/ Egg, chips & Beans
  B/ Hot Tamales and Black Coffee
  C/ Tripe and Onions
- *What job has Betty done before dancing?*
  A/ Police Officer
  B/ Jazz Singer
  C/ Nurse
- *What is Betty's favourite saying?*
  A/ Steve, have you met your deadLine?
  B/ 5,6,7,8…
  C/ Have you seen the picture of my new grandson?

(June 2002 – Page 13)

Irresistible Jo

Jo Thompson was often a guest in our publication and we published a profile in July 2002.

… Line dancing's vivacious first lady has captivated and inspired dancers for the past 22 years …. She (Jo) wanted to express her unequivocal thanks to all those who voted for her in this year's Crystal Boot Awards. "I was so delighted with two!" she beamed.

"I was talking with Peter Metelnick the other day and we were teasing each other. He said when he was at the ceremony he heard them start to announce Choreographer of the Year, "the lovely…", and Peter said, "well, I knew it wasn't me!"…

At Elle Jay's Jo tap danced, west coasted, jitterbugged, disco danced and jived her way through a sparkling demo. "I'm just another person who loves dance just as much as you all do," she told me (Linda Willis interviewer) modestly.

"It's a sincere joy and honour for me to just keep doing it because I love dancing and I love to see other people enjoying it as well!"

(July 2002 – Page 30)

Commonwealth Games

"…The XVII Commonwealth Games finale was a defining moment for Line dancing.

With perfect timing they (800 dancers in the City of Manchester Stadium in front of 38000 spectators and one billion TV viewers) went straight into their routine, a series of 16 count steps performed at different times in different directions made the dove (image created by the dancers) ruffle flap and fly. There wasn't a dry eye in the house.

Dancers with in ear monitors could hear the cues from Doug (Doug Jack, Commonwealth Games choreographer and associate director) in the control box and would relay them but at this point the control box had collapsed in tears of joy….

The final move was a really powerful and gripping message. Line dancers broke from their dove position, their dancing lights twinkling under the dark Mancunian skies as they regrouped in a giant spell out.

The words "Seek Peace" shimmered across the stadium and the crowd went wild….. *(September 2002 – Page 41)*

Cover 71 - April

From 2001 Rob Fowler's hat trick, we have Maggie G with FIVE boots on the cover.

The cover is also a very clean one with fewer images and fonts, we obviously did not want to cloud Maggie's magic moment!



May • BBC announces that the hugely popular character Den Watts will return to its soap opera EastEnders

December • The use of hand-held cell phones while driving is made illegal in the United Kingdom

December • Saddam Hussein, former President of Iraq, is captured in Tikrit by the US 4th Infantry Div.

October • Concorde's last commercial flight, bringing the era of airLiner supersonic travel to a close

2003

Not that old chestnut!

"…Too Many Dances…we ask two choreographers to respond…

How do you slow the number of dances produced anyway? You can't stop creativity.

I know that I try to limit the number of dances I produce, but when I hear the right piece of music, well the steps just start pouring out.

And I fully understand the desire for choreographers to "make it" in the business. They keep producing more material in the hopes that one dance will take off. And if one does, then they'll need another hit, and they bring out more and more. (Peter Metelnick)

... As soon as they (choreographers) release a new dance it is picked up and tried fairly quickly therefore the shelf life of that particular dance may only be a month or two at the most.

Most event organisers like guests to produce something new when they appear at their events which creates momentum for continuous production.

Add to this the production and promotion of "unknown" choreographers and it's easy to see just how quickly dances can multiply.

(August 2003 – Page 26)

"All the clubs we visited d
but Dave and Syd

FACT FILE

TUESDAY NIGHTS
from 7.30pm to 10.30pm.
A a new class which inherited from Linda Marshall who left to have a baby.
Venue
The Old Fisons Sports And Social Club
("Now the Aventis SSC but people use its old name"),
Holmes Chapel.
£3.50 per class.

WEDNESDAY/SUNDAY
from 7.30pm onwards,
the established class at the Coppenhall WMC, Crewe.
£2.50 per class.

XMAS SPECIAL
Sean Kenny Live!
22nd December 2002
at the Coppenhall WMC, Crewe.
Tickets £6.
Fancy Dress optional.

Phone **(07736) 318494** for further information or e-mail, davidblake@

Forerunner ...

Hard to think of a time when the expression "X Factor" meant something other than a Simon Cowell Saturday night TV show… but in January 2003 (X factor first series was Sep 04) we gave that title to Linedancer magazine club of the year Red Hot Ravers at the Coppenhall Working Men's Club in Crewe.

Dave Blake assisted by Syd Wagstaff at the time said of their win at the CBA: "I had to go up there (to collect the crystal Boot) alone and Tim Ruzgar was there by his booth, visibly happy for us. It took me hours to calm down and relax."

(January 2003 – Page 29)

TV Stars

"…Alan, Barb and friends recently played host to a film crew from BBC's Birmingham Pebble Mill Studios. Broadcaster-presenter Sue Beardsmore wanted to to do a story about people whose jobs had changed – from one extreme to another!…Filming then moved to the Sutherland School in Gibbons Rd. where a Beginner and Improvers class was taking place.

Club members were invited to join in wearing their Feel the Beat T Shirts for added effect. There was a real sense of occasion as Alan taught one of his own dances, Livin On Love to the beginners, followed by Vivacious to Michael Jackson's The Way You Make Me Feel to the more experienced dancers. (The film was shown on April 1st)

(May 2003 – Page 37)

Cover 86 - July

Laurel and Hardy on the front cover!

Look-alikes Gary and Jim were the subject of a feature where they explained their act and why Line dancers seemed to love them…

2004

February • Facebook launches

August • Boscastle flood of 2004; flash floods destroy buildings and wash cars out to sea

September • A Fathers 4 Justice campaigner dressed as Batman breaches security at Buckingham Palace

August • Kelly Holmes wins her second gold medal at the 2004 Summer Olympics

December • One of the worst natural disasters in recorded history, an enormous tsunami hits Asia

Top of the charts

"…Robbie McGowan Hickie is a force to be reckoned with. He… is fervent in his belief in the future of Line. "You see it every week. The pleasure and enjoyment this thing brings to single people particularly.

"It's a life line and I'm glad to be involved in it."

Robbie dismisses idle talk of a "split" in line dancing. "It's a non-starter. There's plenty for everyone in terms of music today and I hope to be part of it for a long time yet!

"When I first started out in the mid 1990s you would hear well known instructors advising that Line dancing was "here today, gone tomorrow" and yet here we are in 2004 moving along nicely." …

(February 2004 – Page 38)

Which came first – the Stetson or the steps? *Dominic Joseph* thinks dressing up as cowboys is just a guy thing

Dressing Up

"…Jon Womersely of Regalos Western Wear in Blackpool sells clothes to all sorts of people, from serious Westerners through to "Church hall Line dancers". "A lot of the guys we speak to have always wanted to live that sort of life," says Jon…The Westerners have special clothing, for these roundups – they screw them up, throw them in a bag and never wash them. I knew of one guy who bought a pair of long-johns and he buried them in his garden for three months to make them look authentic." Maggie Gallagher who has been teaching Line dancing for exactly ten years says fewer Line dancers are wearing Western wear these days…." It's just like anything else in life – things move on and evolve.. I have had to accept that Line dance has become a form of dance people are putting more style into…"

(October 2004 – Page 9)

Chocolate or Vanilla?

"….We as teachers (Mick Shann wrote the feature) take the step sheet and teach the dance as it has been choreographed.

The dance is thus danced as "vanilla", that means nothing has been added or amended to the original dance script. In a competitive situation you are normally required to dance the first two walls as "vanilla" to demonstrate your knowledge of the dance.

From the start of the third wall you are allowed to encompass variations into the dance – to add "Chocolate"…..

I have seen countless times when dancers have stopped dancing, being put off when "Chocolate" has been added, even in the Line of dance….

(November 2004 – Page 14)

Cover 93 - October

A prize for the one of our oddest covers…John Wayne ? Really? Nice moody shot but considering it was about a feature saying on the main people were not dressing up anymore, it posed the question as to why it had been selected in the first place!

February • YouTube, the most popular video sharing website, is founded

November • Pubs in England and Wales are permitted to open 24 hours a day for the first time

2005

May • The Sellafield nuclear plant in Cumbria, is closed down due to a leak of uranium and plutonium

July • Four terror attacks rock the transport network in London

Cover 115 - December

A gorgeous cover celebrating the joy of dance. Not Line but dance!

The magazine was being broadened thanks to an editor with a very strong affiliation to dance in general and some of its features and pictures celebrated dance in most of its forms.

Music laws

"… As a down loader you may not realise you are doing anything illegal. A good rule to apply is if you are getting something for free which you would ordinarily have to pay for, you are probably in the wrong.

…. You should always be happy to pay for music –after all it belongs to someone else. The record companies don't generally give music away, even over the Internet.

You are actually a copyright thief if you download music without the authority of those who own the copyright…."

(June 2005 – Page 18)

Strictly Line dance ….

"… As the curtain came down on Strictly Dance Fever two out of the three couples which made it to the final show usually dedicate their dance lives to Line dancing.

Earlier this year we were amazed when from 80,000 hopefuls five Line dancers made it into the top 30 couples.

Looking back over the series I (Pam Edelston, our then editor) loved James and Claire in the Charleston.

They were cheeky, fun and so entertaining … Jodi and Danny have been portrays as the more elegant couple throughout the show.

For these serious scousers one of their best weeks was when they danced the Milonga.

They sent shivers down my spine and the judges were so pleased with their performance they pulled out their 10's…."

(July 2005 – Page 22)

Christmas Crackers

We asked four choreographers their favourite bits of Christmas and here's some of what we found out!

Maggie G's Favourite Christmas Carol:
– O Little Town Of Bethlehem

Robin Sin's Favourite Line Dance :
– Happy Holiday

Lizzie Clarke's favourite Christmas film:
– The Snowman

Michael Vera Lobos' favourite Christmas song :
– Rudolf, The Red Nosed Reindeer

(December 2005 – Page 42)

January • A whale is discovered swimming in the River Thames in London

April • Suri Cruise, daughter of Tom Cruise and Katie Holmes

September • TV presenter Richard Hammond suffers an injury when he crashes a jet-powered car

2006

July • An unusual European heat wave affects the UK and much of northern Europe

November - Casino Royale is the first Bond film to star Daniel Craig as the fictional MI6 agent James Bond

A Judge point of view

Nicola Lafferty is a judge on the Line dance circuit… Linedancer asked her…the judge's side of the story

Is there anything you would like to change about the competition world?

Line dance competition is always evolving, and ..I would like to see Line dance competitions get the same recognition as Latin and Ballroom competitions.


From a Judge's Point of View

Nicola Lafferty is a judge on the Line dance circuit. After dancing for over 20 years, taking part in competitions and demonstrations there is very little she doesn't know about Line dancing. As competition dancers prepare for the Europeans at Bream sands *Linedancer* asked her to give us the judge's side of the story

1) How did you come to be a judge?

I used to compete in Line dance about five or six years ago. I stopped competing around the time that Masters in Line began. They asked if I would like to do judge training in conjunction with them and CVDC (Country Western Dance Council).

2) What advice would you offer to anyone who will be competing for the first time at The Europeans in Bream Sands 2006?

All I can say is go out on the floor and enjoy yourself. Make sure you have learned your dances properly and are well-prepared – then just go for it.

3) What do you consider to be the hardest aspect of judging competitions?

It is very difficult, there are so many factors to take into account – all the competitors have different strengths and weaknesses. One may have fantastic technique, yet not be a strong performer – another may put on a great show, but not have great technique. The judging is about weighing up everything and deciding which competitor gives the best overall performance on the day.

43

How does talent from different countries compare?

We are lucky in the UK because Line dance competitors are generally of a very high standard. Holland is the same. It's great to see competitors from other countries, such as South Africa, starting to get involved in the competition scene. All competitors from all countries love Line dancing…. The camaraderie at international competitions is great.

(February 2006 – Page 44)

Words of Wisdom

A Day in The Life ran as a series for a few years and in December 2006 we asked the then team of Linedancer to give a rundown on what their roles were. Here are a few lines…

STEVE HEALY

I could not envisage my life without Linedancer magazine.

I always tell myself that I am fortunate enough to work in something I absolutely love and I don't know how many people can say the same.

JUDY DIX (IT)

Mondays are generally a busy day for me because I have two days worth of emails and videos waiting for me but it is great to see people getting to grips with technology so fast.

KATH BUTLER

It is hard work finding new dance scripts and trying to fathom which ones to publish. But it is a great job and helps me enjoy my social dancing even more.

LAURENT SALETTO

One of the things I am really enjoying is trying to introduce our digital Onlinedancer magazine to the world at large.

And using the old lingo to try to link Linedancer Magazine to our French cousins…

(December 2006 – Page 82)

Cover 125 - October

Fresh from their near win on Strictly, Darren and Lana paid us a visit and we organized a photo shoot and an exclusive interview.

This cover was a perfect illustration of their dance artistry and the joy they put in their work.

The artwork itself was great too. One of our favourite in house covers.

Where it all began

Dick and Geneva Matteis had appeared in 1997 in a Q&A feature and we wanted to see how they felt, ten years on.

"…Geneva said: "We are proud to have been an influence on so many people who have made dance into a career – among whom are Rob Fowler, Roy Hadisubroto and Liz Clarke….

"As long as we are physically able we will still enjoy dancing. Life without dance would be very empty, whether participating or just watching,…

…. We think the internet is wonderful. We remember how difficult it was to find dance steps. We relied many times on word of mouth and like the old game, "Gossip", by the time we heard it the steps were changed.

"The internet keeps everyone up to date in the dance world at a moment's notice…"

(June 2006 – Page 38)

May • A fire damaged the Cutty Sark in Greenwich

July • The final book of the Harry Potter series, Harry Potter and the Deathly Hallows, is released

November • No Country for Old Men is a 2007 American thriller written and directed by Joel and Ethan Coen

June • Tony Blair stepped down as Prime Minister and was succeeded by Gordon Brown

October • South Africa defeated England at the Rugby World Cup final in Stade de France, Saint-Denis

2007

Birth of LDF

"….I hope (the 11th CBA) will be remembered for it being the time and place when we launched LDF (Line Dance Foundation) the very first Line Dance registered charity.

The purpose of the Foundation will be to raise and distribute funds to provide practical and financial assistance to any person who has earned their living or a significant part

of it through the development of Line dance, and for whatever reason are no longer able to do whether temporary or permanently.

… Every month in Linedancer we see pages of line dancers involved in fund raising activities for various charities but we seldom see an event or fundraiser that is dedicated to supporting dancers in distress and the sad things is we have many of them. This is something I would like to change but I need your help to make it happen.

I believe we should continue our work supporting all the charities that we usually support but I am asking that we try to host at least one event, hold one raffle or one fundraising activity once a year to support the work of the Foundation…".

(Excerpt of Betty's Dear Dancers – March 2007)

A lady of letters

Carol Craven daily e mail newsletter was the subject of this feature, highlighting the fact Linedancer never shied away from speaking about other endeavours to do with Line dance communication.

"…In 2000, the newsletter was born. Originally designed for a handful of friends it is today sent out to over 4000 people on a daily basis throughout the world making it one of the biggest Line dance information pools available worldwide. …"The dancers ARE the newsletter" she says, "I am just the messenger. It always amazes me that people are so diligent about sending in reports from events, what they are teaching and how their classes are responding to the dances, discussions about all kinds of things, questions, and just interesting points they want to share. I get the nicest notes from folks all day every day thanking me for doing it but I really need to thank them for reading and contributing to it. It truly is a joint effort by thousands of dancers all over the world."

(September 2007 – Page 29)



Movin'on

If the debate pop vs country has raged almost since the beginning of Line dance, Newline (not to be confused with Alison Johnstone's Nuline) certainly made no bones about what it wanted to create. BigDave Gastap spoke to Linedancer in July.

"….Newliners still go to other classes and socials so that we keep a broad spectrum of the dance floor. At first people just heard about the sorts of dances we were doing and lots of like-minded dancers joined us at the classes.

"Personally, I felt it was specialised and needed an identification. I wanted people to see the classes and socials advertised and know exactly what it was they were signing up for.

"Like lots of instructors I want everyone to enjoy a Line dance social. I feel there is nothing worse than someone turning up at a Newline event when they are expecting a traditional Country theme. Or vice versa, being faced with a Country playlist when they are expecting a pop playlist…

"We don't strictly dance to advanced dances and nothing else. Recently I have taught Grace Kelly, Say Hey and Head Over Heels. .. We just want people to know what they are getting so that they don't turn up to a Newline event expecting One Step Forward, likewise we don't expect to turn up at a Country venue to hear Eminem!"

(July 2007 – Page 38)

Cover 137 - October

Every so often a picture tells a story good enough to be a cover and this is exactly what October that year was about. With almost cinematic power, this was one a stunning cover that every reader could gaze at and "feel" involved in.

March • London Heathrow Terminal 5 opened at Heathrow Airport

May • Construction work began on the Olympic Stadium being built for the 2012 games

November • Lewis Hamilton became the youngest ever Formula One World Champion

2008

October • Longest-running children's television programme Blue Peter celebrates its 50th birthday

November • The longest serving Ocean Liner in history, QE2 is retired from service

Loyal Pair

Peter and Millie Morris have attended every CBA since the very beginning and Millie talked to Linedancer to explain why.

"…Peter and Millie Morris are two of the most recognised faces at the event. When you see them either in corridors or on the dance floor, they always seem to really enjoy the moment. The last CBA was our 12th event and surely, they must be a little bored by now, I ask ? "Absolutely not" says Millie "we have enjoyed every one of them and though the event has changed throughout the years, we just love it..."

So 12 Crystal Boots under their belts, Pete and Millie's enthusiasm and loyalty for the even knows no abatement…. "It has got it all" Millie concludes in matter of fact way "the atmosphere, the fun, the dance, the shows, why wouldn't anyone want to go?" Why indeed.

(May 2008 – Page 28)

Cover 125 - October

This was a wonderful picture of a French Wheelchair dancer. Betty, Steve and Laurent had gone to a huge Country/Line dance event in France that year and had been bowled over by the sense of fun and enthusiasm prevailing there amongst dancers.

This lady, raising her hat to our readers, gave our cover a great feeling of friendship and joy.

Brave Jo

When news of Jo Thompson Szymanski's poor health reached Line dancers it was a world wide shock.

"…When I was right in the midst of the worst parts, Line dancers everywhere would leave comments on the blog saying they were dancing "This Little Light" and praying for my family and me. Some days that was what kept me going. There were literally thousands of people all over the world doing this. … For the past almost four years I have concentrated on taking it "one day at a time".

"I was motivated to get healthy by knowing that I wanted to be the best mom and wife that I could be. Now, the future is an unknown. Because my life is so different than it was I know that I will never go back to travelling the world like I used to. I am so glad I had the opportunity to do that while I could.

….. Even though I may never see some of you again, I am still a better person for having known you, danced beside you on the dance floor and laughed with you along the way. I am thankful for every moment.

(September 2008 – Page 6)

From Asia with Love

Linedancer had really started being a much more international magazine by December 2008. reports from Europe, USA and Asia made their regular way into the publication. Here the wonderful Arline Winnerman (Tampa Bay USA) had gone to Asia to meet some well known dancers and we felt exhausted at the end of the report!

"…I left from LA on a 12 hour flight to Tokyo. Because I cannot sleep on a plane, I lost one whole day and got to Tokyo exhausted. Hiro Suzuki met me at my hotel in the Shinagawa area. … Everyone seemed to enjoy Fire On Ice by Kate Sala which I taught at all of my stops.

... When I got to Hong Kong, Lillian Lo met me and took me to see the incredible laser/music show on Hong Kong Harbor… .I then flew to Kuala Lumpur and was met by Khim and her wonderful husband BC Lim - who escorted me everywhere and took good care of getting me to places I needed to be…. Khim and Robin met me in Singapore and we did not stop for a minute for the next four days. … It was a magnificent five week journey --- everyone and everything was perfect.

(Issue 151 – Page 30)

Continued on page 50

Linedancer Shoes

Linedancer Magazine aim to offer a wide range of dance shoes for every taste,style and occasion. Visit our online shop to view and download a free catalogue. Don't forget to take advantage of your membership which gives you generous discounts on all the shoes in our range.

Amalgam SO570

BLOCH

- Plain Black, White & Black, Hot Pink, Green, or Blue.
- Leather and Mesh upper Dri-lex Lining, Triple split sole design
- Sizes 2-11

£32.45*

Slipstream ES0485

BLOCH

- Black, Tan, Pink, Black & Silver • Leather and mesh upper
- Slip-on with velcro fastening • Rubber split sole, suede spot
- 2-11 UK

£29.95*

Impact Sneaker - Great Value!

RV

- Mesh, Nylon & Synthetic • Nubuck Upper • Lightweight durable sole
- Lace tie with arch overlap for support
- Colour: Black or Black/Pink
- Sizes: 2-12

£25.95*

Funky Dance Bag

RV

- Black with Funky Dance design • Size: 45x28cm
- Velcro fastening handles, shoulder strap
- Side and lower compartments

£13.75*

Dance shoes can be an expensive investment so make sure you look after them. These fantastic shoe bags, made from durable nylon are lightweight, convenient and the ideal size to carry and protect your shoes

www.linedancermagazine.com

OR CALL 01704 392 300

ORDER BY POST: LINEDANCER MAGAZINE
CLARE HOUSE, 166 LORD STREET, SOUTHPORT PR9 0QA

POSTAGE - UK: FREE EUROPE: £4 PER ITEM REST OF WORLD : £7 PER ITEM

ORDER NOW! and beat the January price increase

PLEASE NOTE THAT SOME SHOES ARE MADE TO ORDER AND CAN TAKE UP TO 28 DAYS.
***Prices quoted are based on members price. Non-members price will be higher.**

NOW AVAILABLE: Full catalogue now available to download from our website. Browse at your leisure, viewing different angles and features of all sneakers and shoes in our range.





LET'S PLAY THE MUSIC AND DANCE!

One of the most recognised pages in Linedancer is the album review, expertly written by *Tim Ruzgar.*

Here he looks back at some of the most influential Line dancing sounds …

It would be remiss of me not to mention the ***Linedance Fever*** albums put together by one of my predecessors Steve Crosby. These were a blessing to every instructor and DJ back in the day with a plethora of dance tracks for everyone. Scooter Lee produced some great albums for Line dancers, and there were also efforts from UK based artists who tended to revamp old pop songs rather than write or release new material.

I have selected a few albums that everyone who started Line dancing in the mid to late nineties will immediately remember dancing to, no matter which class or social event they attended, and they are probably still doing many of the dances off them today.

Undoubtedly Shania Twain's music had a massive impact on Line dancing and her biggest hit album '***The Woman In Me'*** was released just before the big boom in Line dancing in the mid nineties. Who can forget ***Any Man Of Mine*** (76bpm) with its dance Easy Come Easy Go which is still danced today? Other notable tracks were ***Whose Bed Have Your Boots Been Under*** (132bpm) for the dance Loose Boots, ***(If You're Not In It For Love) I'm Outta Here*** (120bpm) for Scott Blevin's Outta Line, and ***No One Needs To Know*** (134bpm) to which I remember doing a dance with an unusual name, Bad Frog, No Princess.

The couple of hundred or so dances on the Linedancer magazine website's Dance Scripts to tracks from this album reinforces why this has to be on the classic Line dance albums list. In my humble opinion Shania didn't deliver another album as good this although she went on to become an international superstar by crossing over to the mainstream music charts.

Alan Jackson is another artist whose music has been a great friend to Line dancing over the years and it all started with ***"A Lot About Livin' (And A Little 'bout Love)"*** his breakthrough album from the late nineties. Undoubtedly anyone who was Line dancing back then will remember dancing the dance Chattahoochee to ***Chattahoochee*** (90bpm) a feel good song and dance. ***Mercury Blues*** (86bpm) had several dances doing the rounds and I remember doing the "Elvis Legs" to one of them. ***Tropical Depression*** (106bpm) introduced many to the Cha Cha style of Line dancing whilst, ***Up To My Ears In Tears*** (108/216bpm) was a super little two stepper and ***(Who Says) You Can't Have It All*** (92bpm) started many off dancing in three four time with waltzes.

One artist you could not leave off any classic Line dance album's list is Garth Brooks. ***No Fences*** was his second album released back in 1990 and it is his most successful ever selling in excess of 17 million copies.

One of the biggest hit dances Sleazy Slide was to ***Friends In Low Places*** (110bpm) a fun dance that some even made a little provocative! This song became a huge anthem at Garth's live shows. ***Mr. Blue*** (126bpm) was used for several dances including Black Coffee. ***New Way To Fly*** (122bpm) is a lovely waltz and Daniel Whittaker wrote First Kiss Waltz to it. Other superb tracks include ***The Thunder Rolls*** (82pm), ***Two Of A Kind Workin' On A Full House*** (128bpm), ***This Ain't Tennessee*** (76bpm), and the haunting ***Unanswered Prayers*** (68bpm).

DANCE SCRIPTS

14 great dances … revisited

STEPPIN'OFF THEPage

As we are looking back over the years through this edition, we thought it would be fun to revisit some of the dances that are part of the culture of Line dance, its heritage you may even say.

Those dances, in their time, helped to change the way we thought about Line dance and have lasted through the years.

Sadly, quite a few newcomers may never have had the chance to try them out and this is when the class of 2012 comes in.

Big Dave Gastap has helped Linedancer in compiling a list of brand new tunes to those classics.

Rediscover them today and enjoy them just as much as the first time round…

Contents

Cowboy Charleston 2012
Ribbon Of Highway 2012
Islands In The Stream 2012
Smokey Places 2012
Black Coffee 2012
Just for Grins 2012
Lamtarra Rhumba 2012
Patient Heart 2012
Hot Tamales 2012
Have Fun Go Mad 2012
Now or Never 2012
T-Bone Shuffle 2012
Midnight Waltz 2012
Chill Factor 2012

Linedancer Magazine
Clare House, 166 Lord Street
Southport, PR9 0QA
Tel: 01704 392 300

Music updated for 2012

200th SPECIAL EDITION
Linedancer
www.linedancermagazine.com

Cowboy Charleston 2012

4 WALL - 16 COUNTS - ABSOLUTE BEGINNER

Steps	Actual Footwork	Calling Suggestion	Direction
Section 1	**Charleston Step**		
1	Sweep and touch right foot forward.	Forward	On the spot
2	Sweep and step back on right.	Back	
3	Sweep and touch left toe back.	Back	
4	Sweep and step forward on left.	Forward	
Section 2	**Charleston Step**		
1	Sweep and touch right foot forward.	Forward	On the spot
2	Sweep and step back on right.	Back	
3	Sweep and touch left toe back.	Back	
4	Sweep and step forward on left.	Forward	
Section 3	**Heel, Heel, Behind Side Cross**		
1 – 2	Tap right heel to right side twice.	Heel Heel	On the spot
3 &	Cross right behind left. Step left to left side.	Behind Side	Left
4	Cross right over left.	Cross	
Section 4	**Heel, Heel, Behind 1/4 Turn Step**		
1 – 2	Tap left heel to left side twice.	Heel Heel	On the spot
3	Cross left behind right. Make 1/4 turn right stepping right forward.	Behind Turn	Turning right
4	Step forward on left.	Step	Forward

Choreographed by: Unknown

2012 track: 'On The Outskirts Of Town' by The Time Jumpers with Vince Gill; download available from Amazon

Special thanks: To Dave Baycroft for suggsting this 2012 track

Watch & Learn

A video clip of this dance is available at www.linedancermagazine.com

STEPPIN'OFFTHEPage



Music updated for 2012

200th SPECIAL EDITION
Linedancer
www.linedancermagazine.com

Approved by:

Neil Hale

Ribbon Of Highway 2012

1 WALL – 64 COUNTS – IMPROVER

STEPS	ACTUAL FOOTWORK	CALLING SUGGESTION	DIRECTION
Section 1	**Right Side Steps With Holds, Chasse, Hold**		
1 – 4	Step right to right side. Hold. Step left beside right. Hold.	Side Hold Together Hold	Right
5 – 6	Step right small step right. Step left beside right.	Side Together	
7 – 8	Step right small step right. Hold.	Side Hold	
Section 2	**Left Side Steps With Holds, Chasse, Hold**		
1 – 4	Step left to left side. Hold. Step right beside left. Hold.	Side Hold Together Hold	Left
5 – 6	Step left small step left. Step right beside left.	Side Together	
7 – 8	Step left small step left. Hold.	Side Hold	
Section 3	**Slow Coaster Step Forward, Back Steps With Hold**		
1 – 4	Step right forward. Step left beside right. Step right back. Hold.	Forward Coaster Hold	On the spot
5 – 8	Step left back. Hold. Step right back. Hold.	Back Hold Back Hold	Back
Section 4	**Slow Coaster Step Back, Forward Steps With Hold**		
1 – 4	Step left back. Step right beside left. Step left forward. Hold.	Coaster Step Hold	On the spot
5 – 8	Step right forward. Hold. Step left forward. Hold.	Right Hold Left Hold	Forward
Section 5	**Forward Rock With Holds, 1/4 Turn, Together, 1/4 Turn, Hold**		
1 – 2	Rock forward on right. Hold.	Rock Hold	On the spot
3 – 4	Recover onto left. Hold.	Recover Hold	
5 – 6	Step right back making 1/4 turn right. Step left beside right.	Turn Together	Turning right
7 – 8	Step right 1/4 turn right. Hold.	Turn Hold	
Section 6	**Forward Rock With Holds, 1/4 Turn, Together, 1/4 Turn, Hold**		
1 – 2	Rock forward on left. Hold.	Rock Hold	On the spot
3 – 4	Recover onto right. Hold.	Recover Hold	
5 – 6	Step left back making 1/4 turn left. Step right beside left.	Turn Together	Turning left
7 – 8	Step left 1/4 turn left. Hold.	Turn Hold	
Section 7	**Step Pivot With Holds, 1/4 Turn, Together, 1/4 Turn, Hold**		
1 – 4	Step right forward. Hold. Pivot 1/2 turn left. Hold.	Step Hold Pivot Hold	Turning left
5 – 6	Step right forward making 1/4 turn left. Step left beside right.	Turn Together	
7 – 8	Step right forward making 1/4 turn left. Hold.	Turn Hold	
Note	Take small steps, making a tight circle.		
Section 8	**Heel Taps With Holds, Touch, Hold**		
1 – 2	Tap left heel forward. Step left beside right.	Left Together	On the spot
3 – 4	Tap right heel forward. Step right beside left.	Right Together	
5 – 6	Tap left heel forward. Step left beside right.	Left Together	
7 – 8	Touch right toe beside left. Hold.	Touch Hold	

Choreographed by: Neil Hale (US) 1997

Choreographed to: 'Of Monsters And Men' by Little Talks; download available from Amazon

Special thanks: To Dave Baycroft for suggesting this 2012 track

Watch & Learn

A video clip of this dance is available at www.linedancermagazine.com

STEPPIN'OFFTHEPage

Music updated for 2012

200th SPECIAL EDITION
Linedancer
www.linedancermagazine.com

Approved by: Karen Jones

Islands In The Stream 2012

4 WALL – 32 COUNTS – IMPROVER

Steps	Actual Footwork	Calling Suggestion	Direction
Section 1	**Side, Back Rock, Chasse Right, Cross, Unwind Full Turn, Chasse Left**		
1 – 3	Step left to left side. Rock right back behind left. Recover onto left.	Side Back Rock	Left
4 & 5	Step right to right side. Close left beside right. Step right to right side.	Chasse Right	Right
6 – 7	Cross left over right. Unwind full turn right (weight ends on right).	Cross Unwind	Turning right
8 & 1	Step left to left side. Close right beside left. Step left to left side.	Chasse Left	Left
Section 2	**Back Rock, Kick Ball Cross, Side Rock, Sailor Step**		
2 – 3	Rock right back behind left. Recover onto left.	Rock Back	On the spot
4 & 5	Kick right diagonally forward. Step ball of right slightly back. Cross left over right.	Kick Ball Cross	Right
6 – 7	Rock right to right side. Recover onto left.	Side Rock	On the spot
8 & 1	Cross right behind left. Step left to left side. Step right to place.	Right Sailor	
Section 3	**Sailor 1/4 Turn, Forward Shuffle, 1/2 Turn, Hold, Back Rock**		
2 & 3	Cross left behind right. Step right 1/4 turn left. Step left in place.	Sailor Turn	Turning left
4 & 5	Step right forward. Close left beside right. Step right forward.	Right Shuffle	Forward
6 – 7	On ball of right pivot 1/2 turn right stepping left back. Hold.	Turn Hold	Turning right
8 – 1	Rock back on right. Recover onto left.	Rock Back	On the spot
Section 4	**Prissy Walks, Front Crossing Sailor Step, Syncopated Jazz Box**		
2	Step right forward across left, angling body to left diagonal.	Right	Forward
3	Step left forward across right, angling body to right diagonal.	Left	
4 & 5	Cross right over left. Step left to left side. Step right to place.	Front Sailor	On the spot
6 – 7	Cross left over right. Step right back.	Cross Back	Back
& 8	Step left slightly back. Cross right over left.	& Cross	

Choreographed by: Karen Jones (UK) 1999

2012 track: 'Music Sounds Better' by Big Time Rush feat Mann; download available from Amazon

Special thanks: To Dave Baycroft for suggesting this 2012 track

Watch & Learn

A video clip of this dance is available at www.linedancermagazine.com

STEPPIN'OFFTHEPage

Music updated for 2012

200th SPECIAL EDITION
Linedancer
www.linedancermagazine.com

Approved by:

Noëtrelle Smokey Places 2012

4 WALL - 32 COUNTS - IMPROVER

Steps	Actual Footwork	Calling Suggestion	Direction
Section 1	**Rhumba Box**		
1 – 2	Step left to left side. Step right beside left.	Side Together	Left
3 – 4	Step left forward. Hold.	Forward Hold	Forward
5 – 6	Step right to right side. Step left beside right.	Side Together	Right
7 – 8	Step right back. Hold.	Back Hold	Back
Section 2	**Side Close Side, Hold, Behind Side, Cross, Touch**		
1 – 2	Step left to left side. Close right beside left.	Side Close	Left
3 – 4	Step left to left side. Hold.	Side Hold	
5 – 6	Cross right behind left. Step left to left side.	Behind Side	
7 – 8	Cross right over left. Touch left to left side.	Cross Touch	
Section 3	**Behind, Touch, Cross, Tap, 1/2 Turn, Step, Tap**		
1 – 2	Cross left behind right. Touch right to right side.	Behind Touch	Right
3 – 4	Cross right over left. Tap left toe behind right.	Cross Tap	Forward
5	Step left (in place) behind right.	Step	On the spot
6	On ball of left make 1/2 turn right stepping right forward.	Turn	Turning right
7 – 8	Step left forward. Tap right toe behind left.	Step Tap	Forward
Section 4	**Step, 1/2 Turn, Step, Tap, Step, 1/4 Turn, Together, Side**		
1	Step right (in place) behind left.	Step	On the spot
2	On ball of right make 1/2 turn left stepping left forward.	Turn	Turning left
3 – 4	Step right forward. Tap left toe behind right.	Step Tap	Forward
5	Step left (in place) behind right.	Step	On the spot
6	On ball of left make 1/4 turn right stepping right to right side.	Turn	Turning right
7 – 8	Step left beside right. Step right to right side.	Together Side	Right

Choreographed by: Michele Perron (CA) July 2012
2012 track: 'Titanium' by David Guetta feat Sia; download available from Amazon
Special thanks: To Dave Baycroft for suggesting this 2012 track

Watch & Learn

A video clip of this dance is available at www.linedancermagazine.com

STEPPIN'OFFTHEPage

Music updated for 2012

200th SPECIAL EDITION
Linedancer
www.linedancermagazine.com

Approved by:

Black Coffee 2012

4 WALL – 48 COUNTS – IMPROVER

STEPS	ACTUAL FOOTWORK	CALLING SUGGESTION	DIRECTION
Section 1	**Kick, Kick, Right Triple Step, Kick Kick, Left Triple Step**		
1 – 2	Kick right forward twice.	Kick Kick	On the spot
3 & 4	Triple step in place, stepping - right, left, right.	Triple Step	
5 – 6	Kick left forward twice.	Kick Kick	
7 & 8	Triple step in place, stepping - left, right, left.	Triple Step	
Section 2	**Paddle 1/8 Turn x 2, Forward Rock, Shuffle 1/2 Turn**		
1 – 2	Touch right toe forward. Pivot 1/8 turn left.	Paddle Turn	Turning left
3 – 4	Touch right toe forward. Pivot 1/8 turn left (completing 1/4 turn).	Paddle Turn	
5 – 6	Rock forward on right. Recover onto left.	Rock Forward	On the spot
7 & 8	Shuffle step 1/2 turn right, stepping - right, left, right.	Shuffle Half	Turning right
Section 3	**Forward Rock, Shuffle 1/2 Turn, Heel Switches, Hold/Clap**		
1 – 2	Rock forward on left. Recover onto right.	Rock Forward	On the spot
3 & 4	Shuffle step 1/2 turn left, stepping - left, right, left.	Shuffle Half	Turning left
5 & 6	Tap right heel forward. Step right beside left. Tap left heel forward.	Heel & Heel	On the spot
7 & 8	Step left beside right. Tap right heel forward. Hold and clap.	& Heel Clap	
Section 4	**Side Steps Right With Shoulder Shimmies (or Hip Thrusts)**		
1 – 2	Step right to right side. Shimmy shoulders.	Right Shimmy	Right
3 – 4	(Still with shimmy) Close left beside right. Hold.	Together Hold	
5 – 6	Step right to right side. Shimmy shoulders.	Right Shimmy	
7 – 8	(Still with shimmy) Close left beside right. Hold.	Together Hold	
Section 5	**Left Grapevine With Scuff**		
1 – 4	Step left to left side. Cross right behind left. Step left to left side. Scuff right in place.	Side Behind Side Scuff	Left
5 – 6	Step right to right side. Hold and click fingers at shoulder height.	Right Click	Right
7 – 8	Cross left behind right. Hold and click fingers at shoulder height.	Behind Click	
Section 6	**Side, Click, Cross, Click, Step, Pivot 1/2, Step, Pivot 1/2**		
1 – 2	Step right to right side. Hold and click fingers at shoulder height.	Right Click	Right
3 – 4	Cross left over right. Hold and click fingers at shoulder height.	Cross Click	
5 – 6	Step right forward. Pivot 1/2 turn left.	Step Pivot	Turning left
7 – 8	Step right forward. Pivot 1/2 turn left.	Step Pivot	

Choreographed by: Helen O'Malley (Eire) 1996
2012 track: 'Starships' by Nicki Minaj; download available from Amazon
Special thanks: To Dave Baycroft for suggesting this 2012 track

Watch & Learn

A video clip of this dance is available at www.linedancermagazine.com

Music updated for 2012

200th SPECIAL EDITION
Linedancer
www.linedancermagazine.com

Approved by:

Jo Thompson Just For Grins 2012

4 WALL – 48 COUNTS – IMPROVER

Steps	Actual Footwork	Calling Suggestion	Direction
Section 1	**Kick Ball Change, Stomp, Clap (x 2)**		
1 & 2	Kick right forward. Step right back slightly. Step left in place.	Kick Ball Change	On the spot
3 – 4	Stomp right forward. Clap.	Stomp Clap	
5 & 6	Kick left forward. Step left back slightly. Step right in place.	Kick Ball Change	
7 – 8	Stomp left forward. Clap.	Stomp Clap	
Section 2	**Touch Forward/Side, Switches With Side Touch (x 2)**		
1 – 2	Touch right toe forward. Touch right toe to right side.	Front Side	On the spot
& 3	Step right beside left. Touch left to left side.	& Left	
& 4	Step left beside right. Touch right to right side.	& Right	
5 – 8	Repeat steps 1 - 4.		
Section 3	**Grapevine Right With Touch, Hip Bumps**		
1 – 2	Step right to right side. Cross left behind right.	Side Behind	Right
3 – 4	Step right to right side. Touch left beside right.	Side Touch	
5	Step left slightly to left side, bumping hips left.	Bump	On the spot
6 – 8	Bump hips right. Bump hips left. Bump hips right.	2 3 4	
Section 4	**Grapevine Left With Touch, Hip Bumps**		
1 – 2	Step left to left side. Cross right behind left.	Side Behind	Left
3 – 4	Step left to left side. Touch right beside left.	Side Touch	
5	Step right slightly to right side, bumping hips right.	Bump	On the spot
6 – 8	Bump hips left. Bump hips right. Bump hips left.	2 3 4	
Section 5	**Figure 8 Grapevine Right**		
1 – 2	Step right to right side. Cross left behind right.	Side Behind	Right
3 – 4	Step right 1/4 turn right. Step left forward.	Quarter Step	Turning right
5	Pivot 1/2 turn right (weight onto right).	Half	
6	On ball of right make 1/4 turn right stepping left to left side.	Quarter	
7 – 8	Cross right behind left. Step left 1/4 turn left. (9:00)	Behind Quarter	Turning left
Section 6	**Forward Shuffle, Pivot 1/2 (x 2)**		
1 & 2	Step right forward. Close left beside right. Step right forward.	Right Shuffle	Forward
3 – 4	Step left forward. Pivot 1/2 turn right.	Step Pivot	Turning right
5 & 6	Step left forward. Close right beside left. Step left forward.	Left Shuffle	Forward
7 – 8	Step right forward. Pivot 1/2 turn left.	Step Pivot	Turning left

Choreographed by: Jo Thompson Szymanski (US) July 1996

2012 track: 'Life Keeps Bringin' Me Down' by Alan Jackson; download available from Amazon

Special thanks: To Dave Baycroft for suggesting this 2012 track

Watch & Learn

A video clip of this dance is available at www.linedancermagazine.com

Music updated for 2012

200th SPECIAL EDITION
Linedancer
www.linedancermagazine.com

Approved by:

Tony

Lamtarra Rhumba 2012

4 WALL – 56 COUNTS – IMPROVER

Steps	Actual Footwork	Calling Suggestion	Direction
Section 1	**Rhumba Box**		
1 – 2	Step left to left side. Slide right beside left.	Side Slide	Left
3 – 4	Step left forward. Hold.	Forward Hold	Forward
5 – 6	Step right to right side. Slide left beside right.	Side Slide	Right
7 – 8	Step right back. Hold.	Back Hold	Back
Section 2	**Hip Bumps & Hold**		
1	Step left small step to left side, rocking hips left.	Rock	On the spot
2 – 4	Rock hips right. Rock hips left. Hold.	2 3 Hold	
5	Step right small step to right, rocking hips right.	Rock	
6 – 8	Rock hips left. Rock hips right. Hold.	2 3 Hold	
Section 3	**Step Forward Left Right With Holds, Cross Rock, Together, Hold**		
1 – 4	Step left forward. Hold. Step right forward. Hold.	Left Hold Right Hold	Forward
5 – 6	Cross rock left over right. Recover onto right.	Cross Rock	On the spot
7 – 8	Step left beside right. Hold.	Together Hold	
Section 4	**Step Forward Right Left With Holds, Cross Rock, Together, Hold**		
1 – 4	Step right forward. Hold. Step left forward. Hold.	Right Hold Left Hold	Forward
5 – 6	Cross rock right over left. Recover onto left.	Cross Rock	On the spot
7 – 8	Step right beside left. Hold.	Together Hold	
Section 5	**Side, Close, Side, Hold, Back Rock, Side, Hold**		
1 – 2	Step left to left side. Close right beside left.	Side Close	Left
3 – 4	Step left to left side. Hold.	Side Hold	
5 – 6	Rock right back behind left. Recover onto left.	Rock Back	On the spot
7 – 8	Step right to right side. Hold.	Side Hold	Right
Section 6	**Weave Right, 1/4 Turn**		
1 – 2	Cross left behind right. Step right to right side.	Behind Side	Right
3 – 4	Cross left over right. Step right to right side.	Cross Side	
5 – 7	Cross left behind right. Step right to right side. Cross left over right.	Behind Side Cross	
8	(Weight on left) Turn 1/4 left hitching right knee.	Quarter	Turning left
Section 7	**Step Forward Right Left With Holds, 1/4 Turn Left, Together, 1/4 Turn Right, Hold**		
1 – 4	Step right forward. Hold. Step left forward. Hold.	Right Hold Left Hold	Forward
5 – 6	Turn 1/4 left and step right to right side. Step left beside right.	Quarter Together	Turning left
7 – 8	Step right to right side making 1/4 turn right. Hold.	Quarter Hold	Turning right

Choreographed by: Tony Chapman (UK) 1995
2012 track: 'Hold On' by Olly Murs; download available from Amazon
Special thanks: To Dave Baycroft for suggesting this 2012 track

Watch & Learn

A video clip of this dance is available at www.linedancermagazine.com

200th SPECIAL EDITION
Linedancer
www.linedancermagazine.com

Music updated for 2012

Approved by:

Michael Vera-Lobos

Patient Heart 2012

2 WALL – 48 COUNTS – INTERMEDIATE

STEPS	ACTUAL FOOTWORK	CALLING SUGGESTION	DIRECTION
Section 1	**Walk Forward x 2, Forward Shuffle, Step, Pivot 1/4, Cross Shuffle**		
1 – 2	Walk forward right. Walk forward left.	Right Left	Forward
3 & 4	Step right forward. Close left beside right. Step right forward.	Right Shuffle	
5 – 6	Step left forward. Pivot 1/4 turn right.	Step Quarter	Turning right
7 & 8	Cross left over right. Step right to right side. Cross left over right.	Cross Shuffle	Right
Section 2	**3/4 Turn, Forward Shuffle, Step, Pivot 1/4, Diagonal Lock Step Forward**		
1 – 2	Turn 1/4 left stepping right back. Turn 1/2 left stepping left forward.	Quarter Half	Turning left
3 & 4	Step right forward. Close left beside right. Step right forward.	Right Shuffle	Forward
5 – 6	Step left forward. Pivot 1/4 turn right.	Step Quarter	Turning right
7 &	Step left forward on right diagonal. Lock right behind left.	Left Lock	Forward
8	Step left forward on right diagonal. (Counts 7 & 8: angle body to right)	Left	
Section 3	**Lock Step, Kick, Kick Ball Change 1/4 Turn, Scuff, 1/4 Turn, Scuff 1/2, Back**		
& 1	Lock right behind left. Step left forward on right diagonal (body angled to right).	Lock Left	Forward
2 – 3	Kick right forward twice to left diagonal.	Kick Kick	On the spot
& 4	Making 1/4 turn right step right beside left. Step left in place.	Ball Change	Turning right
5 – 6	Scuff right forward. Step right 1/4 turn right.	Scuff Quarter	
7 – 8	Scuff left forward making 1/2 turn right on ball of right. Step left back.	Half Back	
Section 4	**Forward Shuffle x 2, Jumps Out & In, Heel Bounces**		
1 & 2	Step right forward. Close left beside right. Step right forward.	Right Shuffle	Forward
3 & 4	Step left forward. Close right beside left. Step left forward.	Left Shuffle	
& 5	Jump feet apart, stepping - right, left.	Out Out	On the spot
& 6	Jump feet together, stepping - right, left.	In In	
7 – 8	Bounce heels twice.	Bounce Bounce	
Section 5	**Right and Left Scuffs with Toe Touch and Heel Taps Angling Body**		
1	Scuff right forward across left, body angled left.	Scuff	Left diagonal
2	Turn to face right diagonal stepping right toe to floor.	Touch	Right diagonal
3 – 4	Tap right heel twice, taking weight on second heel tap.	Tap Tap	On the spot
5	Scuff left forward across right, body angled right.	Scuff	Right diagonal
6	Turn to face left diagonal stepping left toe to floor.	Touch	Left diagonal
7 – 8	Tap left heel twice, taking weight on second heel tap.	Tap Tap	On the spot
Section 6	**Kick Ball Change, Kick Ball 1/4 Turn, Step, Pivot 1/2, Step, Pivot 1/2**		
1 & 2	Kick right forward. Step right beside left. Step left in place.	Kick Ball Change	On the spot
3 & 4	Turning 1/4 left kick right forward. Step right beside left. Step left in place.	Turn Ball Change	Turning left
5 – 6	Step right forward. Pivot 1/2 turn left.	Step Pivot	
7 – 8	Step right forward. Pivot 1/2 turn left.	Step Pivot	

Choreographed by: Michael Vera-Lobos and Lisa Foord (AU) 1999

Choreographed to: 'Beers Ago' by Toby Keith; download available from Amazon
(Note: there was a Tag, not needed here, which was danced when using the original 'Patient Heart' track)

Special thanks: To Dave Baycroft for suggesting this 2012 track

Watch & Learn

A video clip of this dance is available at www.linedancermagazine.com

STEPPIN'OFFTHEPage



Music updated for 2012

200th SPECIAL EDITION
Linedancer
www.linedancermagazine.com

Approved by:

Neil Hale

Hot Tamales 2012

2 WALL – 64 COUNTS – INTERMEDIATE

STEPS	ACTUAL FOOTWORK	CALLING SUGGESTION	DIRECTION
Section 1	**Kick Ball Change, Forward Toe Strut x 2**		
1 & 2	Kick right forward. Step right beside left. Step left in place.	Kick Ball Change	On the spot
3 – 4	Step right toe forward. Drop right heel taking weight.	Right Strut	Forward
5 – 6	Step left toe forward. Drop left heel to floor taking weight.	Left Strut	
Section 2	**Monterey 1/2 Turn x 2, Hitchhike Swivet**		
1 – 2	Touch right to right side. Turn 1/2 right and step right beside left.	Touch Turn	Turning right
3 – 4	Touch left to left side. Step left beside right.	Touch Together	On the spot
5 – 8	Repeat counts 1 - 4 ending with weight on both feet.	Monterey Half	Turning right
9	Swivel left heel to left and right toe to right (hitch right thumb over right shoulder).	Swivet	On the spot
10	Swivel left heel and right toe to centre (weight onto right).		
Section 3	**Grapevine Left, Boot Slaps With 1/4 Turn**		
1 – 3	Step left to left side. Cross right behind left. Step left to left side.	Side Behind Side	Left
4 – 5	Step right beside left. Flick left back and slap with right hand.	Step Flick	On the spot
6 – 7	Step left to left side. Hook right in front of left and slap right foot with left hand.	Step Hook	
8	Turning 1/4 left on ball of left, keep right knee up and slap right foot with left hand.	Quarter	Turning left
Section 4	**'Hot Tamale' Shoulder Pushes (Shoulder Shimmies) With 1/4 Turn**		
1	Step right to right side and shimmy, pushing right shoulder forward.	Shimmy	Turning
2 – 4	Feet apart and knees bent, shimmy shoulders beginning 1/4 turn left.	2 3 4	Quarter
5 – 8	Shimmy shoulders for a further 4 counts to complete 1/4 turn left.	5 6 7 8	Left
Note	As you finish shimmies, straighten up with weight on left.		
Section 5	**Back Toe Struts With Finger Clicks**		
1 – 2	Step right toe back. Drop right heel taking weight and click right fingers.	Back Strut	Back
3 – 4	Step left toe back. Drop left heel taking weight and click left fingers.	Back Strut	
5 – 6	Step right toe back. Drop right heel taking weight and click right fingers.	Back Strut	
7 – 8	Touch left toe back. Hold and click left fingers.	Touch Hold	On the spot
Section 6	**Grapevine With 1/2 Turn, Heel Toe Swivels**		
1 – 2	Step left to left side. Cross right behind left.	Side Behind	Left
3 – 4	Turn 1/4 left stepping left forward. Turn 1/4 left and hop both feet to right side.	Quarter Quarter	Turning left
5 – 6	Swivel both heels right. Swivel toes right.	Heels Toes	Right
7 – 8	Swivel heels right. Swivel toes to centre.	Heels Toes	
Section 7	**Step, Pivot 1/2, Step, Stomp, Clap, Clap**		
1 – 2	Step left forward. Pivot 1/2 turn right.	Step Pivot	Turning right
3 – 4	Step left forward. Hitch right knee and scoot forward on left.	Step Scoot	Forward
5 – 6	Step right forward. Stomp left beside right.	Step Stomp	
7 – 8	Clap hands (left palm flat on top of right). Clap (right palm flat on top of left).	Clap Clap	On the spot
Section 8	**Knee Rolls & Knee Pops**		
1	Roll left knee to centre in front of right (right leg is straight).	Left	On the spot
2	Roll left knee back to starting position.	Knee	
3	Roll right knee to centre in front of left (left leg is straight).	Right	
4	Roll right knee back to starting position.	Knee	
5 &	Pop left knee to centre in front of right. Return to starting position.	Left	
6 &	Pop right knee to centre in front of left. Return to starting position.	Right	
7 &	Pop left knee to centre in front of right. Return to starting position.	Left	
8 &	Pop right knee to centre in front of left. Return to starting position.	Right	

Choreographed by: Neil Hale (US) 1997

2012 track: 'Ride of Your Life' by Jason Cassidy; download available from Amazon

Special thanks: To Dave Baycroft for suggesting this 2012 track

Watch & Learn

A video clip of this dance is available at www.linedancermagazine.com

STEPPIN'OFFTHEPage

Music updated for 2012

200th SPECIAL EDITION
Linedancer
www.linedancermagazine.com

Approved by:

Have Fun Go Mad 2012

4 WALL - 32 COUNTS - INTERMEDIATE

STEPS	ACTUAL FOOTWORK	CALLING SUGGESTION	DIRECTION
Section 1	**Walk x 2, Pivot 1/2, 1/2 Turn, Back Steps, Side, Together, Cross, Point**		
1 – 2	Step right forward. Step left forward.	Right Left	Forward
3 & 4	Step right forward. Pivot 1/2 turn left. Step right forward.	Step Pivot Step	Turning left
& 5	On ball of right make 1/2 turn right. Step left beside right.	Turn Together	Turning right
& 6	Step right back. Step left slightly back.	Back Back	Back
& 7	Step right to right side. Step left beside right.	Side Together	Right
& 8	Cross right over left. Point left to left side.	Cross Point	On the spot
Section 2	**Cross, Side, & Cross & Behind, 1/4 Turn, Step, Forward Rock, Back, Pivot 1/2**		
1 – 2	Cross left over right. Step right to right side.	Cross Side	Right
& 3	Step left beside right. Cross right over left.	& Cross	On the spot
& 4	Step left to left side. Cross right behind left.	& Behind	Left
& 5	Step left 1/4 turn left. Step right forward.	Quarter Step	Turning left
6 & 7	Rock forward on left. Recover onto right. Step left back.	Rock & Back	On the spot
& 8	On ball of left pivot 1/2 turn right. Step right forward.	Pivot Step	Turning right
Section 3	**Step, Pivot 3/4, Point, Behind, Swivel Steps, Forward Rock, Hip Push**		
1 & 2	Step left forward. Pivot 3/4 turn right. Point left to left side.	Step Pivot Step	Turning right
3	Cross left behind right.	Behind	On the spot
& 4	(Towards left diagonal) Step right beside left. Step left forward.	& Step	Forward
5	On ball of left turn body to face right diagonal and step right forward.	Step	
6	On ball of right turn body to face left diagonal and step left forward.	Step	
7 &	Square up to wall and rock forward on right. Recover onto left.	Rock &	On the spot
8	Step right beside left, bending slightly forward and pushing hips back.	Hips	
Section 4	**Forward Rock, 1&3/4 Turn Forward, Point, Together, Side Rock, Together**		
1 &	Rock forward on left. Recover onto right.	Rock Forward	On the spot
2	On ball of right make 1/2 turn left stepping left forward.	Turn	Turning left
& 3	On ball of left pivot 1/2 turn left. Step right back.	& 2	
& 4	On ball of right pivot 1/2 turn left. Step left forward.	& 3	
& 5	On ball of left make 1/4 turn left. Point right to right side.	& Point	
6	Step right beside left.	Together	On the spot
7 & 8	Rock left to left side. Recover onto right. Step left beside right.	Side Rock Together	

Choreographed by: Scott Blevins (US) August 1999

2012 track: 'Want U Back' by Cher Lloyd feat Astro; download available from Amazon

Special thanks: To Dave Baycroft for suggesting this 2012 track

A video clip of this dance is available at www.linedancermagazine.com

200th SPECIAL EDITION
Linedancer
www.linedancermagazine.com

Music updated for 2012

Approved by:

Now Or Never 2012

4 WALL - 32 COUNTS - INTERMEDIATE

Steps	Actual Footwork	Calling Suggestion	Direction
Section 1	**Side, Forward Rock, Chasse, Cross Rock, Chasse 1/4 Turn**		
1 – 3	Step right to right side. Rock forward on left. Recover onto right.	Side Rock Forward	Right
4 & 5	Step left to left side. Close right beside left. Step left to left side.	Chasse Left	Left
6 – 7	Cross rock right over left. Recover onto left.	Cross Rock	On the spot
8 & 1	Step right to right side. Close left beside right. Step right 1/4 turn right.	Chasse Quarter	Turning right
Section 2	**Step, Pivot 1/2 Turn, Forward Shuffle, Forward Rock x 2, Rock**		
2 – 3	Step left forward. Pivot 1/2 turn right.	Step Pivot	Turning right
4 & 5	Step left forward. Close right beside left. Step left forward.	Left Shuffle	Forward
6 – 7	Rock forward on right. Recover onto left.	Rock Forward	On the spot
8 & 1	Rock forward on right. Rock back on left. Rock forward onto right.	Rock & Rock	
Section 3	**Forward Rock, Back Lock Step, Full Reverse Turn, Step, Close**		
2 – 3	Rock forward on left. Recover onto right.	Rock Forward	On the spot
4 & 5	Step left back. Lock right across left. Step left back.	Back Lock Back	Back
6	On ball of left make 1/2 turn right, stepping right forward.	Turn	Turning right
7	On ball of right make 1/2 turn right, stepping left beside right.	Turn	
8 &	Step right forward. Close left beside right.	Step &	Forward
Section 4	**Point, Cross, Point, Behind, Forward Lock Step x 2**		
1 – 2	Point right toe to right side. Cross right over left.	Point Cross	Forward
3 – 4	Point left to left side. Cross left behind right.	Point Behind	Back
5 & 6	Step right forward. Lock left behind right. Step right forward.	Right Lock Right	Forward
7 & 8	Step left forward. Lock right behind left. Step left forward.	Left Lock Left	

Choreographed by: Kathy Hunyadi (US) September 1999
Choreographed to: 'Let's Go' by Calvin Harris feat Ne-Yo; download available from Amazon
Special thanks: To Dave Baycroft for suggesting this 2012 track

Watch & Learn

A video clip of this dance is available at www.linedancermagazine.com

STEPPIN'OFFTHEPage

Music updated for 2012

200th SPECIAL EDITION
Linedancer
www.linedancermagazine.com

Approved by:

Pete Metelnick T-Bone Shuffle 2012

4 WALL – 48 COUNTS – INTERMEDIATE

Steps	Actual Footwork	Calling Suggestion	Direction
Section 1	**Step, Left Brushes, Forward Shuffle, Step, Pivot 1/2**		
1 – 2	Step right forward. Brush left forward.	Step Brush	Forward
3 – 4	Brush left back across right. Brush left forward.	Brush Brush	On the spot
5 & 6	Step left forward. Close right beside left. Step left forward.	Left Shuffle	Forward
7 – 8	Step right forward. Pivot 1/2 turn left.	Step Pivot	Turning left
Section 2	**Step, Left Brushes, Forward Shuffle, Step, Pivot 1/2**		
1 – 2	Step right forward. Brush left forward.	Step Brush	Forward
3 – 4	Brush left back across right. Brush left forward.	Brush Brush	On the spot
5 & 6	Step left forward. Close right beside left. Step left forward.	Left Shuffle	Forward
7 – 8	Step right forward. Pivot 1/2 turn left.	Step Pivot	Turning left
Section 3	**Cross Rock, Triple 1/2 Turn, Cross Rock, Coaster Step**		
1 – 2	Cross rock right over left. Recover onto left.	Cross Rock	On the spot
3 & 4	Triple step 1/2 turn right, stepping - right, left, right.	Triple Half	Turning right
5 – 6	Cross rock left over right. Recover onto right.	Cross Rock	On the spot
7 & 8	Step left back. Step right beside left. Step left forward.	Coaster Step	
Section 4	**Cross Rock, Triple 3/4 Turn, Cross Rock, Coaster Step**		
1 – 2	Cross rock right over left. Recover onto left.	Cross Rock	On the spot
3 & 4	Triple step 3/4 turn right, stepping - right, left, right.	Triple 3/4	Turning right
5 – 6	Cross rock left over right. Recover onto right.	Cross Rock	On the spot
7 & 8	Step left back. Step right beside left. Step left forward.	Coaster Step	
Section 5	**Chasse Right, 1/2 Turn, Clap, 1/2 Turn, Clap, Chasse Left**		
1 & 2	Step right to right side. Close left beside right. Step right to right side.	Chasse Right	Right
3 – 4	Turn 1/2 right on ball of right and step left to left side. Clap.	Turn Clap	Turning right
5 – 6	Turn 1/2 right on ball of left and step right to right side. Clap.	Turn Clap	
7 & 8	Step left to left side. Close right beside left. Step left to left side.	Chasse Left	Left
Section 6	**1/4 Shuffle, Forward Shuffle, Step, Pivot 1/2, Step, Pivot 1/4**		
1 & 2	Turn 1/4 left and step right forward. Close left beside right. Step right forward.	Quarter Shuffle	Turning left
3 & 4	Step left forward. Close right beside left. Step left forward.	Left Shuffle	Forward
5 – 6	Step right forward. Pivot 1/2 turn left.	Step Half	Turning left
7 – 8	Step right forward. Pivot 1/4 turn left.	Step Quarter	

Choreographed by: Peter Metelnick (UK) 1998

2012 track: 'The One That Got Away' by Katy Perry; download available from Amazon

Special thanks: To Dave Baycroft for suggesting this 2012 track

A video clip of this dance is available at www.linedancermagazine.com

STEPPIN' OFF THE Page

Music updated for 2012

200th Special Edition
Linedancer
www.linedancermagazine.com

Approved by:

Jo Thompson Midnight Waltz 2012

4 WALL – 48 COUNTS – INTERMEDIATE

STEPS	ACTUAL FOOTWORK	CALLING SUGGESTION	DIRECTION
Section 1	**Crossing Twinkle Steps With 1/2 Turn Right (x 2)**		
1 – 3	Cross left over right. Step right to right side. Step left to left side.	Cross 2 3	Right
4 – 5	Cross right over left. Step left beside right making 1/4 turn right.	Cross Turn	Turning right
6	Make 1/4 turn right stepping right to right side.	Turn	
7 – 12	Repeat counts 1 – 6.		
Section 2	**Cross Rock Side (x 3) Grapevine**		
1 – 3	Cross rock left over right. Recover onto right. Step left to left side.	Cross Rock Side	On the spot
4 – 6	Cross rock right over left. Recover onto left. Step right to right side.	Cross Rock Side	
7 – 9	Cross rock left over right. Recover onto right. Step left to left side.	Cross Rock Side	
10 – 12	Cross right over left. Step left to left side. Cross right behind left.	Cross Side Behind	Left
Note	1 - 12: Often danced as twinkle steps, but originally choreographed as above.		
Section 3	**Side Left, Slide, Side Right, Slide**		
1 – 3	Step left large step to left side. Slowly slide right beside left.	Left 2 3	Left
4 – 6	Step right large step to right side. Slowly slide left beside right.	Right 2 3	Right
Section 4	**Step Slow Kick & Back 1/2 Turn (x 2)**		
1 – 2	Step left forward. Slowly kick right forward (with toe pointed).	Step Kick	Forward
3	Begin lowering right leg.	and	
4 – 5	Step right back. Turn 1/2 left stepping left forward.	Back Turn	Turning left
6	Step right beside left.	Together	On the spot
7 – 12	Repeat counts 1 - 6.		
Section 5	**Twinkle 1/4 Turn, Basic Twinkle Back**		
1	Step left diagonally forward making 1/4 turn left.	Turn	Turning left
2 – 3	Step right beside left. Step left in place.	2 3	
4 – 6	Step right back. Step left beside right. Step right in place.	Back 2 3	Back

Choreographed by: Jo Thompson Szymanski (US) July 1992
2012 track: 'If I Knew Then' by Lady Antebellum; download available from Amazon
Special thanks: To Dave Baycroft for suggesting this 2012 track

Watch & Learn
A video clip of this dance is available at www.linedancermagazine.com

STEPPIN'OFFTHEPage

Music updated for 2012

200th SPECIAL EDITION
Linedancer
www.linedancermagazine.com

Approved by:

Chill Factor 2012

4 WALL – 48 COUNTS – INTERMEDIATE

Steps	Actual Footwork	Calling Suggestion	Direction
Section 1	**Scuff, Touch, Knee 1/4 Turn, Kick Ball Step, Step, Pivot 1/2 Turn**		
1 – 2	Scuff right forward. Touch right toe to right side.	Scuff Touch	On the spot
3 – 4	Push right knee in to left knee. Push right knee out making 1/4 turn right.	Knee Turn	Turning right
5 & 6	Kick right forward. Step right beside left. Step left forward.	Kick Ball Step	On the spot
7 – 8	Step right forward. Pivot 1/2 turn left.	Step Pivot	Turning left
Section 2	**Side, Behind, & Heel Jack, Cross, 1/4 Turn x 2, Cross Shuffle**		
1 – 2	Step right to right side. Cross left behind right.	Side Behind	Right
& 3	Step right slightly back diagonally right. Touch left heel forward.	& Heel	On the spot
& 4	Step left beside right. Cross right over left.	& Cross	Left
5 – 6	Turn 1/4 right stepping left back. Turn 1/4 right stepping right to right side.	Quarter Quarter	Turning right
7 & 8	Cross left over right. Step right to right side. Cross left over right.	Cross Shuffle	Right
Section 3	**Side Rock, Coaster 1/4 Turn, Forward Rock, Coaster Step**		
1 – 2	Rock right to right side. Recover onto left.	Side Rock	On the spot
3 & 4	Step right back. Step left beside right making 1/4 turn left. Step right forward.	Coaster Turn	Turning left
5 – 6	Rock forward on left. Recover onto right.	Rock Forward	On the spot
7 & 8	Step left back. Step right beside left. Step left forward.	Coaster Step	On the spot
Section 4	**Kick & Heel, & Behind Unwind 3/4, Step Kick, & Touch Clap**		
1 & 2	Kick right forward. Step right beside left. Touch left heel forward.	Kick & Heel	On the spot
& 3 – 4	Step left beside right. Lock right behind left. Unwind 3/4 turn right.	& Behind Unwind	Turning right
5 – 6	Step left forward. Kick right forward.	Step Kick	On the spot
& 7 – 8	Step right back. Touch left toe in front of right. Clap.	& Touch Clap	
Section 5	**Forward Lock Step, 1/4 Turn Lock Step, Step, Pivot 1/2 Turn, 1/4 Turn, Touch**		
1 – 2 &	Step left forward. Lock right behind left. Step left forward.	Left Lock Left	Forward
3 – 4 &	Step right 1/4 turn right. Lock left behind right. Step right forward.	Quarter Lock Step	Turning right
5 – 6	Step left forward. Pivot 1/2 turn right.	Step Pivot	
7 – 8	Turn 1/4 right stepping left to left side. Touch right beside left.	Quarter Touch	
Section 6	**Syncopated Jumps Forward & Back, Heel Jacks**		
& 1 & 2	Jump forward right. Jump forward left. Jump back right. Jump back left.	& Jump & Back	On the spot
& 3 & 4	Jump forward - right, left, right, left.	& Jump & Jump	Forward
& 5	Step right back. Touch left heel forward.	& Heel	On the spot
& 6	Step left beside right. Step right beside left.	& Together	
& 7	Step left back. Touch right heel forward.	& Heel	
& 8	Step right beside left. Step left beside right.	& Together	

Choreographed by: Daniel Whittaker & Hayley Westhead (UK) September 2001

2012 track: 'Last Night Version 2010 (Line Dance Party)' by DJ Robbie Madison Cowboy; download available from Amazon

Special thanks: To Dave Baycroft for suggesting this new music version

Watch & Learn

A video clip of this dance is available at www.linedancermagazine.com

January • Barack Obama became America's first black President at noon on January 20th

January • The closure of Woolworths was completed across the UK and spelled an end to 100 years of the retail chain

June • The death of American entertainer Michael Jackson triggers an outpouring of worldwide grief

2009

February • Undefeated boxing champion Joe Calzaghe announced his retirement from the sport after 46 fights

December • Avatar: a paraplegic marine dispatched to a moon on a unique mission is the big film of the year

Cover 152 - January

Outrageous strap line (Elvis is back) but we wanted to use that gorgeous shot for the cover that would be sitting around in dancers homes around Christmas time.

The cover would end up as a runner up as 'Best Cover Specialist Magazine' finalist in the Maggies awards (a national scheme for best magazine covers).

World Of Difference

"…Nicola Lafferty, a talented young dancer recently went to South Africa and on her return, contacted Linedancer Magazine. Her story touched our hearts…I have been dancing since the age of two, … and I … know first hand how this passion can change lives through individuals whose hearts are not only ruled by music and choreography but who selflessly can work miracles for others.

Last November, I was asked to go to South Africa to be Chief Adjudicator at the National Championships in Durban. There was an orphanage of black children competing and boy, were they amazing. At six am every morning, instructor Sharon, goes to teach the children Line dancing before they go to school. …. Before her, those children had never left their hometown (Johannesburg). When I was there, I saw a young group attending their very first competition …. Their outfits were their own school uniforms and shoes with hand made waistcoats over the top.

At your next social, why not encourage your dancers to give the odd thing or two, it will soon add up. ….. Please help and with you on board we can all make a World of Difference for the children of South Africa…."

(March 2009 – Page 35)

And this we did as the mini campaign was very successful and our readers gave those young dancers a treasure trove of costumes and shoes for their competitions.

On the beat

Linedancer magazine has always tried to include everybody who Line dances in its pages. In September that year, we met Gloria Hughes who had developed a unique way to get older dancers involved.

"…It was in 1997 that we (her more mature dancers class) wanted to go to Line dance weekends. Because there weren't so many to go to, I started organizing our own. Our first one abroad after a couple at home was Ostend in Belgium. By coach! I knew I would have to integrate some exercises into the journey. We started Sitting Down Line Dancing.

The principle was simple. Everyone had to move to music with arms, legs and all the linked muscles INCLUDING a smile! This would be taught by using recorded instructions on tape (as if teaching a Line dance), building the movements in eight count sections and voice dubbing the music for the first attempt….Two years ago, I was asked to introduce the idea as part of Healthy Living Project for Age Concern Montgomeryshire.

This is a centre for the elderly where people attend, meet socially and enjoy regular exercise programs. Joan Evans Co-ordinator of the Centre says: "Line dancing sitting down is a good way for people who cannot stand to take part in exercise…

Sitting Down Line Dancing is really popular because it reaches people who cannot always use their legs as much as they used to but who have been dancers and still dance in their hearts and in their heads…"

(September 2009 – Page 38)

Welcome to a new world

"…Maggie Gallagher has kindly sent us a picture of her new baby boy. Gerard Pàdraig Gallagher was born on the 1st October 2008. This picture was taken by Dave Blake at Maggie's recent event in Blackpool.

Congratulations to you and your family Maggie and thank you for sharing this picture with us. Is she going to 'toe the Line' here or will we see number three?…"

(January 2009 – Grapevine)

January • Natalie Portman portrays a ballet dancer who slowly loses her mind in the film, Black Swan

May • The 2010 General Election took place, resulting in a hung parliament

November • Clarence House announces the engagement of Prince William of Wales and Catherine Middleton

April • A cloud of volcanic ash from the eruption of Eyjafjallajökull in Iceland caused the closure of airspace over the United Kingdom and northern and western Europe

October • First of 33 trapped Chilean miners is rescued after spending 68 days half a mile underground

2010

Outrageous indeed!

When we invited Glenn Rogers to look back on his life we never imagined it would be such a fantastic read. SO much so we decided to publish in three parts. This is an excerpt of Part 2.

"…I don't know what it is about my family, but no one takes any time dying. One minute they're there, next minute they've gone, no warning, no time to think about it.

On December 13th 1972 Mum and Nan had been shopping, I was waiting to be picked up for a show at York Hall, Hackney before going to Bristol for three nights.

…. I had to wait until the following morning to make the call to see how my beloved Nan was doing. "She's gone, boy", Uncle Ivor's deep, quiet voice came down the phone.

"She didn't suffer, just went to sleep. She's with Grandad again". I was 14 years old, I had no idea how to react, I just wanted it not to be true.

…. That night (Friday I think) was not good. I forgot words, cues, didn't smile or laugh and John (John Chapman was Glenn's then manager and mentor) made me very aware of it.

He was teaching me the only way he knew how that this is the life you want, this is the price you pay, no half measures, no playing at it, do it or get out of it and leave it to the people who are strong enough….

The final blow came early in February when John Chapman died of a heart attack at Moorgate Tube station.

Suddenly, there was no more guiding light, no more wise words.

(July 2010 – Page 26)

The last line

This is Laurent's column every month and he uses it often as a way of engaging a debate, even if it means being a little controversial sometimes.

"…Did you know that Amazon for example has close enough to 13 and half MILLION tracks available to download… Yet, we receive hundreds of dance scripts each month with song choices totally impossible to find. So the big question here is…why? Seems to me that if you are going to spend a great deal of time writing a new dance, trying out steps, rewriting it, trying it out, rewriting it just one last time and finally releasing it, the logical step would be to ask oneself …. can dancers get the music easily?

This leads me to another thought. Dancers can also exercise their rights and perhaps overlook what is not available. …. Perhaps if we all get a little tougher in our choices, someone somewhere may just get the message….



How to's

Linedancer every so often revisits "etiquette" and in 2010 Gary Lafferty gave us his views on the importance of being courteous on the dance floor.

"Please DO:

• Dance in lines! We are not here to Squiggle Dance

• Listen to the DJ to know what dance is being played, and for any floor splits being called …

• Be aware of your surroundings - remember to take smaller steps when a new dance is being taught…and NEVER kick too high or jump with both feet off the floor, it's not a gymnastics class!

Please DON'T:

• Walk across the dance floor when music is playing to reach the other side of the hall ….

• Try to join an existing line where there is not enough space for you to do so

• Bend down in the middle of the floor to tie the laces on your sparkly dance shoes, this is very dangerous …

(April 2010 – Page 20)

Cover 172 – August

Another Brad Paisley image. But what a dramatic one that was! And we remember many compliments aimed at it. With our glossy finish, it just looked fantastic and remains probably the team's favourite cover to date!

February • The Best Exotic Marigold Hotel is the 2011 movie about a group of British retirees who travel to India to take up residence

April • Prince William, Duke of Cambridge and Catherine Middleton are married in Westminster Abbey

May • The Queen made a state visit to the Republic of Ireland, the first by a reigning UK monarch since 1911

2011

May • Osama Bin Laden is killed by US forces in Abbottabad, Pakistan

October • Sir Paul McCartney married American heiress Nancy Shevell at a ceremony in London

Nuline ... new day ...

"…. She (Alison Johnstone) started to look at the future of her beloved hobby and wondered how she could make it a "must have, must be" pastime. That is when she thought of Nuline dance. She says: "Nuline dance is a funky name and logo for clubs and instructors to use for a very small annual fee in order to gain more participants. That simple."

Alison adds: "The idea is to build the global brand and giving Line dance a simple and recognizable look. It has worked well for many other genres, there is no reason it can't work here."…. "I got so tired of preconceptions. Dancers already know how great Line dance is but new blood has so many misconceptions I just wanted to find a way to appeal to them too."

And the results are already encouraging…

(January 2011 – Page 71)

Goodbye Robert

"… Robert Wanstreet (1960-2011) was a true legend of Line dance. He is accredited as one of the pioneers who started Line dance in France in the late Nineties. He was a charismatic dancer, with an extraordinary gift for choreography.

Most will also remember him for his seemingly easy way of teaching and brilliant workshops. His death has rocked the French Line dance community and Linedancer Magazine shares the sadness of all the people who owe Robert a debt of gratitude and knowledge…"

(April 2011 – Grapevine)

Cover 182 - June

Ria was our cover that month and it would also be a renewal in a way of what Linedancer did all those years ago as we made the decision of concentrating on Line dance names for our cover shots rather than a lot of Nashville stars.

This is not always easy as the photos must be of very high quality and therefore professional photography is needed, but it does make a difference!

Making a B Line!

"….At 97 "B" is still dancing and I might add proves to be quite a mover! Other members of the classes that we have dubbed "Her Carers" encourage her too, as they say, get stuck in.

She has slowed down a little but that, as she puts it, is only because she wants to become a "Strictly Come Dancing" judge….Line dance has kept "B" active and it means she comes to all our many outings with the other "pensioners" and "carers" in the classes, these are many and varied….

"B" still loves to take to the dance floor to her favourites. Robbie's "Inspiration" is her latest preferred choreography.

If she gets it wrong on the dance floor she calls it her "senior moment" and she will tease us mercilessly saying things like "Come on you lot, help the aged!"….

(October 2011 – Page 70)

Summer • The 2012 London Olympics dominated the nation!

July • Bradley Wiggins (UK) won the 99th Tour de France

December • Linedancer magazine celebrates the issue of their 200th edition

July • The Shard in London, the tallest building in Europe, is officially opened

August • Curiosity, the Mars Science Laboratory mission's rover, successfully lands on Mars

2012

Dynamite Calendar

Dynamite Dot lives well up to her nickname and recently we saw a lot of her and her dancers in a report about her very own Calendar Girls… The irrepressible sense of fun that ONLY Line dance can sustain over 16 odd years!

"Mission almost accomplished. The fun of the Dynamite club, run by my crazy self for the last 18 years will have yet another unforgettable notch on its belt.

This calendar, in part, is from me to my wonderful club members both past and present for all the love, music, fun, friendship and dance that we have shared together.

It will soon be time for me to hang up the well worn boots for good. All we need to do now is raise lots of money for The East Lancashire Hospice so please buy a calendar or make a donation, or both.

(October 2012 – Page 22)

Breathtakingly Beautiful

And after all these years the CBA retains all of its magic, all of its wonder… Alex and Jacqueline got a standing ovation last year and made both our cover and a report in April 2012.

"…To describe the atmosphere that night, after watching two dancers, she in a wheelchair and he able bodied, is impossible to put into words. Electric, emotional, out of this world, redefining, all these descriptives apply. It changed the whole perception of what a dancer can do.

Effortless glides, amazing lifts, elegant moves, this was a dance that two able bodied dancers could never equal.

What is the problem with Jacqueline?

Alex: It is a long story. Briefly, she has SLE (Systematic Lupus Erythematosus), an auto immune disease. That means the body is constantly under attack. Sometimes the pain is really difficult to bear and she has not been free of it since she was nine years old…

We both try to deliver a message to both able bodies people and people in wheelchairs to enjoy each other and enjoy music. Don't think I have a handicap and now it's over. It's not the quality in the sport that matters. It's the way you live your life any way you can.

(April 2012 – Page 17)

Cover 194 - June

Undoubtedly THE cover that brought the most comments from our readers. Simply beautiful, stunning are the two words used the most about it. It may not have a lot to do with Line dancing but Darren and Lana remain a constant in our community and this second cover dedicated to them proved once again how amazing they are as dancers and Line dancers in their own right!

Too Many Dances

(nothing new then!)

Dancers I know enjoyed dancing to country music, with its distinctive beat, when we started 15 to 20 years ago. ….. We always enjoyed Line dancing for not needing a partner, the individuality of the dances and their record tracks, knowing as soon as heard what should be danced.

I think it's a shame there are so many dances coming through in Linedancer each month. This puts extra pressure on teachers and dancers to learn them. We enjoy Line dancing, doing dances we know well and learning a few new ones, using Linedancer to have a preview of the steps of any new dances we may be taught, now with so many which do you choose? Hoping old dances can be printed as well as new so that newer dancers can benefit from them as well.

Mrs Barbara Marno, Eastbourne, East Sussex
(November 2012 – BTLs)



Just for Fun

Win! Win! Win!

For your chance to win 16 popular CD's, one for every year of Linedancer, answer the following:
In the United Kingdom, Christmas number ones are singles that are top of the UK Singles Chart in the week in which Christmas Day falls. Can you name the track and artist of the UK Christmas Number one singles from 1996 to 2011?

To enter visit our website at: www.linedancermagazine.com and click on the competition area.
Alternatively, you can send your answers on a postcard or the back of a sealed down envelope to: CHRISTMAS NUMBER ONES
Linedancer Magazine, Clare House, 166 Lord Str, Southport PR9 0QA

1996 - That was the year...

Test your memory skills with this trivia quiz of events in the year 1996, the year Linedancer magazine was launched.

1. Which singer's daughter, Lourdes was born in October?
2. Who was flat racing's champion jockey for the 11th time in his career?
3. Which Daily Mirror agony aunt died in November?
4. Which group performed together for the final time on 4th April?
5. Who umpired his final Test cricket match in June?
6. Which unseeded tennis player won the Wimbledon men's singles title?
7. Chances Peak, a 3,000 ft. volcano erupted and covered Plymouth, the capital, with volcanic ash on which Caribbean island?
8. Whose joke book was recovered more than a year after it disappeared?
9. The General Synod announced the ending of which 800 year old pre-marriage church ceremony?
10. What reopened on 4th Dec after services were suspended for 2 weeks following a fire?
11. What decision by Harriet Harman had Conservatives accusing her of hypocrisy?
12. Which tournament witnessed one of the most humiliating collapses in the sport's history, much to the benefit of the British winner?
13. Euro '96 was won by the Germans, but who did they beat in the final?
14. What was returned to Scotland after 700 years?
15. Why were two US Army soldiers Timothy McVeigh and Terry Nicholls on trial?
16. Why was the Channel Tunnel temporarily closed?
17. What happened to Wallace and Grommit, causing distress to their creator, Nick Park?
18. What was introduced as an attempt to cut down on benefit fraud?
19. Which newspaper, launched by Lenin in 1912, was relaunched as a downmarket tabloid?
20. Which Jane Austen novel won an Oscar for Emma Thompson (Best Adaptation)?

Christmas Word Search

Find the words from the 12 Days of Christmas song. Each letter of 12 Days of Christmas word search grid may be used in more than one word.

T	H	C	E	T	W	E	G	N	I	M	M	I	W	S
L	E	A	P	I	N	G	L	V	E	D	A	Y	S	O
F	C	L	H	R	I	S	T	M	S	A	S	S	S	S
T	A	L	E	E	R	T	R	A	E	P	D	R	N	T
S	W	I	I	D	T	H	C	H	V	R	R	A	G	I
S	G	N	I	R	N	E	D	L	O	G	W	N	S	T
N	M	G	A	U	S	D	E	L	D	S	I	A	Y	A
E	N	B	D	M	F	S	D	I	E	K	N	G	I	S
H	H	I	E	M	E	S	R	P	L	O	N	N	T	H
H	E	R	E	E	V	E	U	I	T	A	O	I	F	S
C	E	D	G	R	P	I	M	P	R	P	D	P	D	H
N	A	S	N	S	Y	T	M	E	U	H	E	I	F	I
E	F	T	H	E	G	D	I	R	T	R	A	P	E	D
R	G	N	I	Y	A	L	N	S	A	M	Y	O	F	S
F	J	A	N	U	A	R	G	N	I	C	N	A	D	Y

PARTRIDGE
FRENCH HENS
GEESE LAYING
LADIES DANCING

PEAR TREE
CALLING BIRDS
SWANS SWIMMING
LORDS LEAPING
DRUMMERS DRUMMING

TURTLE DOVES
GOLDEN RINGS
MAIDS MILKING
PIPERS PIPING

Solutions Issue 199

BRAINBASHER
Sally; Steve; Simon; Sandra; Stuart; Sabrina; Sam; Sarah; Sharon; Shane.

PICTURE PUZZLE
1 Falling Temperature
2 Two Under Par
3 Fat Chance
4 Broken Heart
5 Hot Under the Collar
6 Head in the Sand

HIGHS AND LOWS QUIZ
1 A-Ha
2 Gary Cooper
3 Belgium, Netherlands, Luxembourg, Germany and France
4 Contralto (L), Soprano (H)
5 Bass (L), Tenor (H)
6 Zugspitze
7 Lake Assai (Djibouti)
8 Big John Cannon
9 The Sunday after Easter
10 1931

We've come a long way...

200th SPECIAL EDITION

Linedancer magazine, all the way through this edition, is looking back at its long history and here, some of the great names of the industry wanted to say a few words about the magazine and what Linedancer means to them!

Dynamite Dot

Having been a member of Linedancer Magazine from day one, I can only applaud the continued success and relevance of it still today. Many will make extravagant congratulations on all the aspects of the magazine and its achievements and I would be likely to agree with most of them but my main comment would be this... Through all the inevitable changes in Line dancing over the years, Linedancer Magazine has remained a constant. Always there through good times and not so good. Always striving to stay relevant to what the dancing community needs in all its contradictions and colours. Everything worthwhile needs a little pain and a lot of hard work to sustain it.

The magazine has achieved so much that it is now almost taken for granted which is a huge compliment. Congratulations for being the one constant in our Linedancing world.

Kim Ray

My word… A 200th edition! What an incredible achievement for you all and where has all that time gone? I believe I've been receiving my monthly fix for close on all those editions and wouldn't want to be without it. Keep doing what you're doing and here's to the next 200 copies. Many, many congratulations.

Martha Ogasawara

Wow, 200th edition and 16 years old! Way to go! Linedancer Magazine and I go back a long way. I've been reading it from the start.

Back in the B.I. (Before internet) dark ages, magazines were our only source for new dances. Also, since I live in Japan it was hard to keep up with what was going on in the rest of the dance world. Thanks to the internet, it's now relatively easy to get step sheets, dance videos, event flyers etc. And on Facebook we can get updates about dance events literally as they're happening. But to me, where Linedancer has stayed the most vital is its coverage of international news from all over the world. I really enjoy reading about what's happening in other countries, and about dance personalities I might not otherwise have known about.

It has also been important for me in not only getting news but sharing news as well. Although Line dancing has been ongoing in Japan for nearly 20 years, since most Japanese dancers don't speak a lot of English, news about it didn't travel much. Therefore early on, I took it upon myself to write articles about what's going on in the Line dance world in Japan, and more recently nearby Korea. There's nothing like the feeling you get when you open a new issue and see your own article in print. Thank you Linedancer for always graciously using my articles and helping me spread the news. I'm proud to be part of such an international community.

Best wishes for another 200 issues. I hope we can grow old together.

Jo Thompson-Symanski

Congratulations Linedancer Magazine on this awesome achievement! I am always so honoured to see my dances or pictures on your pages. Thank you. Years ago, on some of my very first tours in the UK, I got to do some really cool photo shoots for Linedancer Magazine. Those were some of my first professional photos and you made me feel very special. I especially cherish the photo of me with Alan Livett, John Robinson and Robyn April Rivard-Darby Maguire. Thanks also for the tremendous support you have shown for Dancing for the Dream, Scooter Lee and myself. I am blessed to be a part of your Line dance family and truly appreciate the prayers, cards and positive energy over the past eight years during my journey back to health. Happy dancing to all and here's to 200 more.

Pedro Machado

Congratulations to Linedancer Magazine on their 200th Edition! I'm so proud to be a Line dancer, and the magazine has withstood the test of time. Larger than life THANK YOU to Betty and the team who keep us dancing on and off the floor.

Dave Baycroft

I've always read the mag every month since the early days. I've been dancing 16 years or more myself so the mags have been with me all the way, first as a dancer just to read about everything going on in the Line dance world, then as an instructor looking for feedback on what dances to teach, and then as a DJ ensuring that I keep up to date with all the latest dances so that I'm well prepared to know what fills the floor and be able to meet all-comer requests at events at which I DJ. The various Top 10's published are my first port of call each month! Of course as an event promoter in recent years it has also been an invaluable Value For Money channel to advertise events and read about other people, not just the adverts but also the excellent reports and reviews. Most importantly personally, I am so privileged to be a regular DJ at the Linedancer Awards, something that the mag can be so proud of. The CBA are, in my eyes, the leading Line dance event in the world, at which I'm equally honoured to be lucky enough to have received Crystal Boots for Rising Star and DJ. Along with its website, the Awards, the LDF and the latest OnLinedancer Weekly, the mag is a vital part of our Line dance world and long may it continue. Happy 200th edition!

Craig Bennett

WOW the 200th copy of Linedancer.
I want to thank Linedancer for the support over the years, Line dancing wouldn't be where it was if not for a truly wonderful magazine, and now taking the dance world by storm with an online weekly magazine keeping everyone up to date with the news, dances and the world we dance in.
Hats off also to an amazing team of not just colleagues but friends that make up the Linedancer team. Best wishes to another 200 copies!

Helen O'Malley

WOW! 200th Edition, where has the time gone? I remember the first edition (still have a copy). Linedancer Magazine - the measure of your worth is beyond comprehension. The lifeline you have helped create over the years for so many - the friendships you have helped form, past friends remembered and the memories, Oh, the memories, they are priceless... Be proud be very proud! In life, there are shortcuts to happiness, and dancing is one of them.

Dee Musk

Thank you so much for 200 great issues that have supported and promoted the community that makes Line dancing so special. I'm so proud to have won two Crystal Boots, and to spend time on the dance floor with so many amazing dancers and choreographers who, through the efforts of the magazine, get to share our love of dance all over the world.
Congratulations to Betty, Steve, Laurent and all the team at the magazine, and remember: you're more than a number in my Little Red Book

Niels Poulsen

Big congratulations to Linedancer for giving our dance world what we want! You've been part of my life for the past 15 years giving me great articles, news, new dances etc. Big thumbs-up also for evolving with our community covering all the different kind of dancing and music styles which are now part of Line dancing. Already now looking forward to my next copy.

Magill

Big Congratulations to 'Linedancer Magazine' on reaching your 200th edition. We have been reading the magazine since the very beginning and are proud to have been featured in articles on many occasions. Keep up the good work and here's to the next 200 issues.

Karl-Harry Winson

Congratulations Linedancer Magazine on your 200th edition. Thank you for keeping us updated on all things Line dancing, giving us an interesting read each and every month and providing us with fab dances. Keep them coming.



Rob Fowler

200th Edition! Congratulations to everyone involved at the Linedancer Magazine past and present, you have truly made it a World Class Magazine. The dedication of all the staff to keep it a must read, have made it into the Line dance equivalent of the "BIBLE".
I was lucky to be around at the start with Max, Jo, Helen, Scott, John, Peter, Johnny, AC Clarke, Norma & Bill, Dick & Geneva, Malc & Viv, Pat & Kay, Lyndon & Mona Foster and my teacher Karen & Peanuts Warmsley(XX), The Cheap seats & The Dean Brothers. Not forgetting Steve Crosby and Rodeo Ruth!!
These dancers unkown to many Linedancer readers were the founders of modern day Line dancing! I have seen many come and go but each time I pick up an old copy of the magazine I have amazing memories through every edition, meeting the most incredible friends along the way. I now live in Spain with my family have a great life and that in part is thanks to Betty, Steve and the whole team. Thank you Linedancer Magazine for my life.

KingsHill Dance Holidays

Fun, fun, fun is the description that KingsHill use to describe their Line dance weekend breaks. Founded by John and Barbara King and Ron Hill in 2000, the company specialises in dance breaks for Line Dancers and sequence dancers, offering the largest programme of holidays for each type of dancing available in Britain.

John King comes from a travel background and has been organising holidays since 1964 so he is more than qualified when it comes to hosting fabulous events. Line Dancing is now done to a wide range of music and mostly follows a non-country theme. KingsHill Holidays, where the leaders have always been encouraged to take requests, have stayed in tune with the times and play whatever their audience wants, whether that be country, pop or even rock. Their latest innovation is a series of themed "Party Time Breaks" at some of the larger hotels used by the company where, amongst other features there will be dedicated seats in the dance room.

KingsHill has always tried to make sure that it offers a very wide choice in its programme from resorts, hotels, leaders, artistes and more recently choreographers. It is able, through its many contacts in the travel business, to offer some very competitive prices and excellent value for money. The company has tended to concentrate on venues where their customers could dance, eat and sleep under one roof and with very few exceptions, have stuck closely to that policy. These venues range in size from 40 to 600 plus dancers, most of them have leisure facilities and all have excellent dancing facilities.

Throughout its 12 year life, Kingshill has made many friends with organisers of groups as it recognised very early on that the Line Dance fraternity tended to book in groups of anything from 6 to 70 and felt that those who did the work to put the groups together should be rewarded with generous discounts. They are looked after with great care.

John says, "One of the elements of operating a successful holiday programme is ensuring that the administration side of the business functions perfectly and that things are well organised, right down to the last detail. Although we still do most of the bookings by phone and we are well known for our friendly, helpful staff. We also have a very sophisticated computer system, linked to the KingsHill website, which allows customers to make bookings securely online, check availability or order a brochure. He adds, "Shortly, there will be further developments which will allow dance teachers to access information especially written for them, an option for customers to review holidays they have taken and offer opinions about the hotels and there will be a gallery of pictures

KingsHill Dance Holidays have been around for over twelve years, organising Line dance holidays with a difference and with over 100 holidays based at more than 30 destinations, there is something for everyone.

taken at events with links to YouTube for video footage. We have covered all areas!"

The company doesn't just organise fabulous dance holidays. They also do as much as they can for charity including Linedancer magazine's charitable cause the LDF Foundation. John adds, "Our own attitude to charitable work has always been to ensure that the charities we support are either nationwide or very relevant to many of our customers. KingsHill receives numerous requests for support and over the years has donated thousands of pounds to charities up and down the country, one of the most outstanding donations being the £1100 raised for LDF in March 2011.Other notable donations have been to Children in Need as one of the KingsHill Blackpool events normally coincides with this worthy appeal day. John adds, "I have never encountered such generosity nor seen such hard work put in to raise money for charity as I see from Line Dancers, both at my own functions and as reported regularly in Linedancer Magazine."

KingsHill and Linedancer have enjoyed a great relationship over the years, working together since the holiday company first opened its doors. John adds, ""We are ever mindful of the benefits of occupying at least the back page of Linedancer Magazine and we are delighted to be on both the inside front and inside back covers of this the 200th Edition of Linedancer. KingsHill Holidays offer many congratulations to Betty and her team, with whom they have enjoyed a wonderful relationship over the past 12 years."

Early on, the company established a phrase to accompany their advertising, "Your enjoyment is our business" and that is still at the very heart of the company's thinking and actions today. John adds, "We want everyone to have a fantastic time when attending one of our weekends and it is our job to make sure they do. "

AUDREY WATSON
Brilliant weekend at the Norbreck, the best KingsHill weekend we have been on. We all thought the self-service meals were excellent.

PAULA BREWER
Thank you for another really excellent weekend in Scarborough. Steve Mason once again orchestrated a thoroughly enjoyable event. He successfully managed to cater for a broad range of abilities with brilliant organisation, good humour and first class teaching.

SUE FAWCETT
We have had yet another awesome weekend with the fabulous Heather and Steve Barton in Carlisle courtesy of KingsHill. It's the 6th year running that the Sioux Tribe from Harrogate have spent a weekend in Carlisle with these two amazing people. They really do know how to entertain the crowds with their great sense of fun and tireless energy. On Saturday night we were entertained by the fabulous Paul Bailey, who kept the floor full with a great mixture of new and old dances and on Friday evening we had the fabulous Steve Hanks.

MAUREEN ROSE
I feel I must write to say what a fantastic weekend my friends and I have had. The Peacetrain group were brilliant - they made us feel so welcome and they definitely know how to give everyone a good time.
It was our first trip with KingsHill but it will not be our last. We hope that you will be arranging another weekend to Eastbourne with Peacetrain next year.

What's Going on at Fancy Feet Blackpool?

Dates for your Diary 2013



All are held at the **Memorial Hall**
Dean St., Blackpool, FY4 1BP
If you are local or just visiting
a welcome awaits you! Large Car Park

New Wooden Dance Floor, BYOD

SATURDAY 26TH JANUARY
Partner Dancing Afternoon - 2 step with Rob Fowler

SATURDAY 2ND FEBRUARY
Partner Dancing Afternoon • Evening Social with Texas Tornadoes

SATURDAY 23RD FEBRUARY
Country Music Afternoon with Paul Taylor

SATURDAY 2ND MARCH
Partner Dancing Afternoon • Evening Social Dance Night

SATURDAY 9TH MARCH
Partner Dancing Afternoon - 2 step with Rob Fowler

SATURDAY 23RD MARCH
Partner Dancing Afternoon • Evening Social Spring Social

SUNDAY 24TH MARCH
Partner Dancing Afternoon - 2 step practise with Jean & Samantha

SATURDAY 6TH APRIL
Country Music Afternoon with Steve Hanks

SATURDAY 13TH APRIL
Partner Dancing Afternoon • Evening Social - Dance Night

SUNDAY 21ST APRIL
Partner Dancing Afternoon - 2 step practise with Jean & Samantha

SATURDAY 27TH APRIL
Partner Dancing Afternoon • Evening Social - Dance Night

SATURDAY 4TH MAY
Partner Dancing Afternoon

THURSDAY 9TH MAY
Evening Social with Magill

SATURDAY 25TH MAY
Partner Dancing Afternoon • Evening Social Golden Oldies Night

SATURDAY 8TH JUNE
Partner Dancing Afternoon • Evening Social with Natalie

SATURDAY 22ND JUNE
Country Music Afternoon with Nancy Ann Lee

SUNDAY 23RD JUNE
Partner Dancing Afternoon - 2 step practise with Jean & Samantha

SATURDAY 6TH JULY
Partner Dancing Afternoon • Evening Social with Muddy Boots

SUNDAY 7TH JULY
Partner Dancing Afternoon - 2 step with Rob Fowler

SATURDAY 13TH JULY
Partner Dance Afternoon Workshop with Alan & Sonia Cole
Evening Social - Western Ball with Clear Cut (Full Day Event)

SATURDAY 20TH JULY
Partner Dancing Afternoon • Evening Social with Alan Gregory

SATURDAY 10TH AUGUST
Evening Social with Glenn Rogers
Marine Hall Fleetwood Annual event

Partner Dancing: *From 1.30pm-4.30pm Easy Partner Dance Instruction*
Country Music: *Easy Partner Dancing and Easy Line Dancing from 1.30pm - 5pm*
Evening Social: *All levels of Dancer Welcome Both Line & Partner All genres & levels played*

Please check our website for further details

www.fancyfeet blackpool.com

Tel: 07984 188972
Find us on Facebook - Fancy Feet Blackpool

Email:jeanswebb @yahoo.co.uk
Ask to join our email list

1114279

BRITISH COUNTRY MUSIC FESTIVAL

Camber Sands, East Sussex
ARRIVE FRIDAY 15th MARCH- DEPART MONDAY 18th MARCH 2013

Deri Promotions Presents

WILL BANISTER USA
BRENT ALLEN USA

Hayley Oliver Band
Gary Perkins & Breeze
Henry Smith Band • Stu Page Band
Dirty Hat Band • Plain Loco
Nashville Rose • Cheyenne
Billy Curtis • Mckenzie
Tony Rouse • Stubby
Ian Highland Band
Kate Sala
Elma Robertson
2 Country
Freemans Country

Plus Couple Dancing with
Alan & Sonia Cole

1114464

For bookings go to **www.thenewbcmc.co.uk**
or call 07592 775929

Based on four people sharing
Popular £69 per person • Classic £89 per person • Club £109 per person

---

VWP in conjunction with young at heart weekends
invites you to our

MIDSUMMER LINE DANCE EXPERIENCE

AT SEACROFT HOLIDAY VILLAGE
In the Starlight ballroom. (The big room)
Hemsby nr Great Yarmouth, Norfolk
FRIDAY 26TH TO MONDAY 29TH JULY 2013
DANCE TO THE GREAT LIVE SOUNDS OF
WESTON LINE - BOB KEELEY
THE McCALLS - TEXAS TORNADOS
CALICO - JIM WORTON
Morning workshops to allow afternoons free for sightseeing
DANCE INSTRUCTION WITH THE AWARD WINNING
KATE SALA AND LOIS LIGHTFOOT
DJ RUSSELL RODDIS
ALL LEVELS OF DANCERS CATERED FOR
COMPERE DAVE INGOLD
3 GREAT DAYS OF DANCING
FROM £129 PER PERSON
£5 per person per night single supplement applies
HALF BOARD IN CHALET ACCOMMODATION
WITH TABLE SERVICE AND SALAD BAR
For further information please phone 07554371058
TO BOOK ring our booking hotline 08447702913
or visit our website v-w-p.co.uk
THE MANAGEMENT RESERVE THE RIGHT TO ALTER ANY PART OF THE PROGRAMME WITHOUT PRIOR NOTICE

1114428

Top Twenty

	DANCE	LEVEL	CHOREOGRAPHER	MUSIC TRACK	MUSIC ARTIST
1	**His Only Need**	INT	Ria Vos	She Is His Only Need	Wynonna
2	**50 Ways**	INT	Patricia Stott	50 Ways To Say Goodbye	Train
3	**Black Heart**	INT	Kate Sala	Black Heart	Stooshe
4	**Together We Dance**	ADV	Peter And Alison	Dance With Me	Johnny Reid
5	**Dancing With Cupid**	INT	Kate Sala	Cupid	Daniel Powter
6	**Rock Paper Scissors**	IMP	Maggie Gallagher	Rock-Paper-Scissors	Katzenjammer
7	**Boys Will Be Boys**	INT	Rachael McEnaney	Boys Will Be Boys	Paulina Rubio
8	**Disappearing Tail Lights**	IMP	Peter and Alison	Disappearing Tail Lights	Gord Bamford
9	**Helele**	INT	Peter and Alison	Helele	Velile & Safri Duo
10	**Bang Bang**	INT	Rachael McEnaney/Simon Ward	Jody Bernal	Bang Bang
11	**Wom Bom Bom**	INT	Craig Bennett/Paul McAdam	Bom Bom	Sam and The Womp
12	**Can't Let Go**	INT	Robbie McGowan Hickie	You'd Better Move On	Piet Veerman
13	**Windy City Waltz**	INT	S. Ward/R. Vos/D. Bailey	I Love You	Faith Hill
14	**Beautiful In My Eyes**	INT	Simon Ward	Beautiful In My Eyes	Joshua Kadison
15	**Can't Shake You**	INT	Alison and Peter	Can't Shake You	Gloriana
16	**Half Past Nothin'**	IMP	Neville Fitzgerald/Julie Harris	Knock Knock	Jack Savoretti
17	**All My People**	INT	Maggie Gallagher	All My People	Sasha Lopez
18	**Some Nights**	INT	Maggie Gallagher	Some Nights	Fun
19	**Soul Fire**	INT	Ria Vos	Woo	Anthony Hamilton
20	**Little Too High**	IMP	Richard Palmer/Lorna Dennis	Candy	Robbie Williams

VOTE NOW!

Your vote is important to us. It can make the difference for your favourite choreographer and their dance to reach the top and make it…

But we need more votes and so here's something that is sure to encourage our subscribers!

Each month, we will pick two random lucky winners who will get a surprise CD by a top artist AND a Linedancer magazine voucher! A few minutes online may just get you this top prize…so what are you waiting for?

Voting is easy and open to ALL our subscribers. Go to www.linedancermagazine.com and log on. Then go to "My Profile" and vote….

200

How it was Back in '96

The cost of essentials
in 1996

Petrol per litre: 52.9p
Milk per pint: 36p
Sliced white loaf: 55p
Lager per pint: £1.73

First Independent Linedancer Top 10 Dance Chart
as voted by our readers

1	**Fly Like A Bird**	**Hedy McAdams**	Fly Like A Bird	Boz Scaggs
2	**Midnight Waltz**	**Jo Thompson**	Children	The Mavericks
3	**Walkin' The Line**	**Unknown**	Walkin' The Line	Dave Sheriff
4	**Jose Cuervo '97**	**Max Perry**	Jose Cuervo	Kimber Clayton
5	**Electric Reel**	**Robert & Regina Padden**	Cry Of The Celts	Lord Of The Dance
6	**American Pie**	**Chris Hodgson**	American Pie	Just Luis
7	**Hot Tomales**	**Neil Hale**	Country Down To My Soul	Lee Roy Parnell
8	**Shamrock Shake**	**Robert & Regina Padden**	I'll Tell Me Ma	Sham Rock
9	**King Of The Road**	**Jo Thompson/Pedro Machado**	King Of The Road	Roger Miller
10	**Razor Sharp**	**Stephen Sunter**	Siamsa	Lord Of The Dance

Fast-forward to the 100th edition Linedancer Top 10 Dance Chart
from September 2004

1	**Maybe I Could**	**Robbie McGowan Hickie**	I Might	Shakin' Stevens
2	**Doctor Doctor**	**Masters In Line**	Bad Case Of Loving You	Robert Palmer
3	**All Night Long**	**Ruthie B**	You Rock Me	Enrique Iglesias
4	**Slow Burn**	**Kathy Hunyadi & John Robinson**	Fire	Des'ree
5	**Imagine**	**Brian McWherter**	Imagination	Gwyneth Paltrow & Babyface
6	**The Real World**	**Ruthie B**	Real World	D-Side
7	**Buy Me A Drink**	**Maggie Gallagher**	Do You Still Want To...	Lorrie Morgan
8	**Rocka Hula**	**Robbie McGowan Hickie**	Rock A Hula Baby	The Deans
9	**Side By Side**	**Patricia E. Stott**	We Work It Out	Joni Harms
10	**Club Fiesta**	**Kate Sala**	Alcanzaras La Luna	Manny Manuel

The cost of newspapers
in 1996

The Daily Telegraph 70p

The Sun 35p

FT £1 FINANCIAL TIMES

Daily Mirror 38p

Daily Mail 45p

UK Top 10 Singles Chart
June 1996

Source: Official Charts Company

1	**Three Lions**	Baddiel, Skinner & The Lightning Seeds
2	**Ooh Aah...Just A Little Bit**	Gina G
3	**Mysterious Girl**	Peter Andre
4	**Nobody Knows**	Tony Rich Project
5	**Until It Sleeps**	Metallica
6	**The Only Thing That Looks Good On Me Is You**	Bryan Adams
7	**There's Nothing I Won't Do**	JX
8	**Fastlove**	George Michael
9	**Because You Loved Me**	Celine Dion
10	**Return Of The Mack**	Mark Morrison

Top 10 Country Chart
June 1996

Source: Billboard

1	**My Maria**	Brooks & Dunn
2	**Blue Clear Sky**	George Strait
3	**I Think About You**	Collin Raye
4	**I'm Not Supposed To Love You**	Bryan White
5	**Time Marches On**	Tracy Lawrence
6	**It's What I Do**	Billy Dean
7	**Someone Else's Dream**	Faith Hill
8	**Does That Blue Moon Ever Shine**	Toby Keith
9	**Ten Thousand Angels**	Mindy McCready
10	**If I Were You**	Terri Clark

Popular TV Shows
from 1996

Hetty Wainthropp Investigates

Never Mind The Buzzcocks

Dalziel and Pascoe

Ballykissangel

Changing Rooms

Popular Movies
released in 1996

Trainspotting

Scream

Matilda

Mission: Impossible

The English Patient

CHRISTMAS SHOP ONLINE

Wild Wild Western Wear

www.westernwear.co.uk

For the best in

WESTERN FASHION

or visit our shop

OPENING HOURS:
Wednesday, Thursday & Friday 10am - 5pm
Saturday 9am - 5pm

121 Lynchford Road, North Camp,
Farnborough, Hants. GU14 6ET
TEL: 01252 545521

1113611

Day	Date	Town/City	Theatre	Box Office No.	Showtime
Thu	28/02/13	Stockport	Plaza Theatre	0161 477 7779	7.30pm
Fri	01/03/13	Leicester	De Montfort Hall	0116 233 3111	7.30pm
		Tickets can also be purchased on line at www.demontforthall.co.uk			
Sat	02/03/13	Southport	Southport Theatre	0844 871 3021	7.30pm
			Box Office Open Mon.-Sat. 11.00am-4pm		
Tue	05/03/13	Isle.Of.Wight	Shanklin Theatre	01983 868000	7.30pm
Wed	06/03/13	Bournemouth	Bournemouth Pier	0844 576 3000	7.30pm
		(Group Bookings 10 + 01202 451 865) www.bhlivetickets.co.uk www.bic.co.uk			
Thu	07/03/13	Tunbridge Wells	Assembly Hall	01892 530 613	7.30pm
Fri	08/03/13	Milton Keynes	The Stables	01908 280 800	8.00pm
Sat	09/03/13	Clackton-on-Sea	West Cliffe Theatre	01255 433 344	7.30pm
			online at www.westcliffclacton.org		
Tue	12/03/13	Telford	Oakengates Theatre	01952 382 382	7.30pm
Wed	13/03/13	Chesterfield	Winding Wheel	01246 345 333	7.30pm
Thu	14/03/13	Folkestone	Leas Cliff Hall	0844 871 3015	7.30pm
Sun	17/03/13	Lowestoft	Marina Theatre	01502 533 200	7.30pm
Wed	20/03/13	Perth	Concert Hall	01738 621 031	7.30pm
			www.horsecross.co.uk		
Thu	21/03/13	Aberdeen	Music Hall	01224 641 122	7.30pm
Fri	22/03/13	Glasgow	Fruit Market Theatre	0141 353 8000	7.30pm
Sat	23/03/13	Whitley Bay	Playhouse	0844 277 2771	7.30pm

1114681

www.charlielandsborough.com
The Charlie Landsborough Fan Club
41 Jesmond Crescent, Crewe, Cheshire CW2 7NJ

PONTIN'S www.pontins.com

Win a holiday for 2

15th-18th March 2013

at Pontins Camber Sands, East Sussex

BRITISH COUNTRY MUSIC FESTIVAL

Just answer the following question for a chance of winning a holiday for two at the British Country Music Festival Pontins Camber Sands on 15th-18th March 2013.

Which Pontins is the British Country Music Festival being held at?

Send your entry to
Pontins Competition
Linedancer Magazine
166 Lord Street, Southport
PR9 0QA
or go to **www.linedancermagazine.com** and enter online.

with
WILL BANISTER USA
BRENT ALLEN USA
STEVE CHERELLE UK

Hayley Oliver Band
Gary Perkins & Breeze
Henry Smith Band • Stu Page Band
Dirty Hat Band • Plain Loco
Nashville Rose • Cheyenne
Billy Curtis • Mckenzie
Tony Rouse • Stubby
Ian Highland Band
Kate Sala
Elma Robertson
2 Country
Freemans Country
Plus Couple Dancing with
Alan & Sonia Cole

1114468

Focus On

Linedancer magazine

Focus On is the latest innovation for Linedancer readers.

Focus On is the section headed by Vivienne Scott, the well known choreographer and instructor from Canada. Each month, our readers are able to discover a selection of scripts on a unique theme. Choreographers favourites, dance genres or styles, the variations are endless. That way you can build a very useful database of the very best that Line dance has to offer for every occasion...

This month:
Focus On
Dee Musk

THEY ARE:

Leave Me Breathless
You Give Me Something
Guess It's Over
That's The Day
The Right Way
Footprints In The Sand
Little Red Book
Release Me

Tina Arena - Show Me Heaven - This was always a favourite song of mine, and writing Leave Me Breathless took me back to a special time and place.

Leave Me Breathless

4 WALL - 32 COUNTS - INTERMEDIATE

Steps	Actual Footwork	Calling Suggestion	Direction
Section 1	**Sway, Sway, Sway, Together, Cross, 3/4 Triple Turn, Side Rock, Cross Behind**		
1-2	Sway right. Sway left.	Sway Sway	On the spot
3&4	Sway right. Step left beside right. Cross right over left.	Sway Together Cross	
5&6	Triple step 3/4 left stepping, left, right, left	Triple Step	Turning left
7&8	Rock right to right side. Recover onto left. Cross right behind left.	Rock Side Cross	
Section 2	**Side, Cross, Unwind Full Turn Sweep, Behind, Side, Cross, Side Rock X 2**		
&1	Step left to left side. Cross right over left.	Step Cross Unwind	Turning left
2	Unwind full turn left sweeping left round in an anti clockwise motion.		
3&4	Step left behind right. Step right to right side. Cross left over right.	Behind Side Cross	Right
5-6&	Step large step right. Rock left behind right. Recover onto right.	Side Rock Behind	Left
7-8&	Step large step left. Rock right behind left. Recover onto left.	Side Rock Behind	Right
Section 3	**1/4 Turn, Walk, Step 1/2 Turn Left, Step, Sway, Sway, Behind, 1/4 Turn, Step Forward**		
1-2	Make 1/4 turn right and walk forward on right. Walk forward on left.	Turn Walk	Turning right
3&4	Step forward on right. Make 1/2 turn left and step forward on right.	Step Turn Step	Turning left
5-6	Sway left. Sway right.	Sway Sway	On the spot
7&8	Step left behind right. Make 1/4 turn right stepping forward on right. Step forward on left.	Behind Turn Step	Turning right
Section 4	**Forward Rock, 1 1/2 Triple Turn, Step 1/2 Turn, 1 1/2 Triple Turn**		
1-2	Rock forward on right. Recover onto left.	Rock Forward	On the spot
3&	Make 1/2 turn right stepping forward on right. Make 1/2 turn right stepping back on left.	Triple Turn	Turning right
4	Make 1/2 turn right stepping forward on right.		
Option	Make 1/2 turn right shuffling forward right, left, right		
5-6	Step forward on left. Make 1/2 turn left and step back on right.	Step Turn	Turning left
7&	Make 1/2 turn left stepping forward on left. Make 1/2 turn left stepping back on right.		
8	Make 1/2 turn left stepping forward on left.	Triple Turn	
Option	Make 1/2 turn left shuffling forward left, right, left		

Choreographed by:

Dee Musk
UK
July 2004

Choreographed to:
'Show Me Heaven' by Tina Arena from CD 'Don't Ask' also available on itunes and amazon.co.uk (78 bpm) 16 count intro (start on main vocals).

James is a great storyteller and I loved using the beat and styling to really express the drama in this song.

You Give Me Something

4 WALL – 48 COUNTS – INTERMEDIATE

Steps	Actual Footwork	Calling Suggestion	Direction
Section 1	**Side, Back Rock, 1/4Turn, Side, Back Rock, 1/4 Turn, Step 1/2 Pivot, Step, 1/4 Turn Side Rock**		
1-2&	Step right to right side. Rock left behind right. Recover onto right.	Side Rock Back	Right
3-4&	Make 1/4 turn right on ball of right stepping left to left side. Rock right behind left. Recover onto left.	Turn Rock Back	Turning right
5-6&	Make 1/4 turn right and step forward on right. Step forward on left. Make 1/2 turn right.	Turn Step Turn	Turning right
7-8&	Step forward on left. Make 1/4 turn left on ball of left rocking right to right side. Recover onto left.	Step Turn Recover	Turning left
Section 2	**Cross, Side, Cross Rock, Side, Cross Rock 1/4 Turn, Step 1/2 Pivot, Step**		
1-2	Cross right over left. Step left to left side	Cross Rock	On the spot
3&4	Cross rock right over left. Recover onto left. Step right to right side.	Cross Rock Step	Right
Restart 2	Wall 5 facing 9 o'clock Add an "&" count stepping left beside right to begin again.		
5&6	Cross rock left over right. Recover onto right. Make 1/4 turn left stepping forward on left.	Cross Rock Turn	Turning left
7&8	Step forward on right. Make 1/2 turn left on ball of left. Step forward on right.	Step Turn Step	Turning left
Section 3	**Ball Step, Full Turn, Forward Mambo, Step, Triple 1/2 Turn**		
&1	Step left beside right. Step forward on right.	Together Step	Forward
2-3	Travelling forward make a full turn right stepping back on left, and forward on right	Full Turn Forward	Turning right
4&5	Rock forward on left. Recover weight on right. Step back on left.	Rock Forward	Step Back
6	Step back on right	Step	Back
7&8	Travelling back make 1/2 triple turn left stepping left, right, left	Triple Turn Back	Turning left
Section 4	**Mambo 1/2 Turn, 1/4 Turn with Chasse, Back Rock, Side, Together, Point, 1/2 Turn Monterey**		
1&2	Rock forward on right. Recover onto left. Make 1/2 turn right stepping forward on right.	Rock Forward Turn	Turning right
3&4	Make 1/4 turn right on ball of right stepping left to left side. Close right beside left. Step left to left side.	Turn Together Side	
5&6	Rock right behind left. Recover onto left. Step right to right side.	Rock Behind Side	Right
&7-8	Close left beside right. Point right to right side. Make 1/2 Monterey turn right and step right beside left.	Together Point Monterey	Turning
Restart 1	Wall 2 facing 6 o'clock Add an "&" count stepping left beside right to begin again.		
Section 5	**Rumba Box x 2, Back Rock, Full Turn**		
1&2	Step left to left side. Close right beside left. Step forward on left.	Rumba Box	Forward
3&4	Step right to right side. Close left beside right. Step back on right.	Rumba Box	Back
5-6	Rock back on left. Recover onto right.	Rock Back	
7-8	Travelling forward make full turn right stepping back on left, and forward on right	Full Turn	Forward
Section 6	**Side Rock, Cross, Diagonal Press Recover, Behind, Side, Cross, Unwind, Side, Together**		
1&2	Rock left to left side. Recover onto right. Cross left over right.	Rock Side Cross	On the spot
3-4	Press right to right diagonal. Recover weight onto left.	Press Recover	
5&6	Step right behind left. Step left to left side. Cross right over left.	Behind Side Cross	Left
7-8&	Unwind full turn left keeping weight on left. Step right to right side. Close left beside right.	Unwind Side Together	Turning left

Choreographed by:

Dee Musk
UK
Jan 2007

Choreographed to:

'You Give Me Something' by James Morrison from CD Single 'Undiscovered' also available on itunes and amazon.co.uk (80 bpm) 12 count intro (approximately 9 seconds, start just before the main vocals)

Too Much, Too Little, Too Late - Though it's not everyone's cup of tea I feel this was a great track that brought back memories for many people and I enjoyed putting in a few quirky moves to make it interesting.

Guess It's Over

4 WALL - 32 COUNTS - INTERMEDIATE

Steps	Actual Footwork	Calling Suggestion	Direction
Section 1	**Cross, Side Rock, Cross Shuffle, Step Side, Back Rock, Step Side, Modified Sailor 1/4 Turn**		
1	Cross left over right.	Cross	On the spot
2&3	Rock right to right side. Recover onto left. Cross right over left.	Rock Side Cross	
&4	Step left to left side. Cross right over left.	Side Cross	
5-6&7	Step left to left side. Cross rock right behind left. Recover onto left. Step right to right side.	Side Rock Behind Side	
8&1	Making 1/4 turn left cross left behind right. Step right to right side.		
	Step left forward to left diagonal. (9 o'clock)	Turn Side Forward	Turning left
Section 2	**Tap, Step, Kick, Behind, Side, Cross, Diagonal Step, Tap, Step, Kick, Behind, 1/4 Turn, Step**		
&2&	Tap right toe behind left. Step down on right. Kick left to left diagonal	Tap Step Kick	On the spot
3&4	Cross left behind right. Step right to right side. Cross left over right.	Behind Side Cross	Right
5&6&	Step right forward to right diagonal. Tap left toe behind right. Step down on left.		
	Kick right to right diagonal.	Forward Tap Step Kick	Right diagonal
7&8	Cross right behind left. Make 1/4 turn left stepping forward on left. Step forward on right.	Cross Turn Step	Turning left
Section 3	**Step, 1/2 Turn Pivot, Step, 1/2 Turn, 1/4 Turn, Cross, Recover, Side, Cross, Side, Behind, Side, Step, Lock, Step**		
1&2	Step forward on left. Pivot 1/2 right. Step forward on left.	Step Turn Step	Forward
3&4	Making a 1/2 left and step back on right. Make 1/4 turn left stepping left to left side.		
	Cross right over left.	Turn Turn Cross	Turning left
5&6	Recover weight back onto left. Step right to right side. Cross left over right.	Recover Side Cross	Right
&7&	Step right to right side. Cross left behind right. Step right to right side	Side Behind Side	Right
8&1	Step forward on left. Lock right behind left. Step forward on left.	Step Lock Step	Forward
Section 4	**Step 1/2 Pivot, Step, Full Triple Turn, Sweep Cross, Side, Behind, Sweep Behind, Side**		
2&3	Step forward on right. Make 1/2 turn left and step forward on right.	Step Turn Step	Turning left
4&	Travelling forward make 1/2 turn right stepping back on left.		
5	Make 1/2 turn right stepping forward on right. Step forward on left.	Turn Turn Step	Turning right
6&7	Sweep right and cross right over left. Step left to left side. Step right behind left	Cross Side behind	Left.
8&	Sweep left and cross left behind right. Step right to right side.	Cross Side	Right

Choreographed by:

Dee Musk
UK
May 2008

Choreographed to:

'Too Much, Too Little, Too Late' by Johnny Mathis & Deniece Williams from CD 'The Ultimate Hits' also available on itunes and amazon.co.uk (150 bpm)

16 count intro (approximately 14 seconds, start just before the main vocals.

That's the Day was completely inspired by the music, an awesome Emerson Drive track called A Boy Becomes a Man.

That's The Day

2 WALL - 32 COUNTS - INTERMEDIATE

Steps	Actual Footwork	Calling Suggestion	Direction
Section 1	**Side, Back Rock, 1/4 Turn, Step 1/2 Pivot, Step, 1/2 Turn, 1/4 Turn, Cross Rock, Step Side, Cross Step**		
1-2&	Step left to left side. Cross rock right behind left. Recover weight onto left.	Side Rock Back	Left
3	Make a 1/4 right and step forward on right.	Turn Step Turn	Turning right
4&	Step forward on left. Pivot 1/2 turn right. (weight ends on right)		
5	Step forward on left. Travelling forward make 1/2 turn left stepping back on right.	Step Turn Turn	Turning left
6&	Make 1/4 left stepping left to left side.		
7&8	Cross rock right over left. Recover weight onto left. Step right to right side.	Cross Rock Step	Right
&	Cross left over right.	Cross	On the spot
Restart 1	Wall 3 – replace count "&" with Touch left beside right then restart (12 o 'clock)		
Section 2	**Side, Back Rock, 1/4 Turn, Step 1/2 Turn, 1/2 Turn Drag, Coaster Step, Run, Run**		
1-2&	Step right to right side. Cross rock left behind right. Recover weight onto right.	Side Rock Back	Right
3-4&	Make 1/4 turn left stepping forward on left. Step forward on right. Pivot 1/2 turn left.	Turn Step Turn	Turning left
5	Make 1/2 turn left stepping back on right dragging left beside right.	Turn	Turning left
6&7	Step back on left. Step right beside left. Step forward on left.	Coaster Step	On the spot
8&	Run forward right. Run forward left.	Run Run	Forward
Restart 2	Wall 6 – replace counts 8& with Cross unwind 3/4 turn left to face 12 o'clock then restart.		
Section 3	**Side, Back Rock, 1/4 Turn, 1/4 Turn, Cross Rock, Side, Cross Rock, Cross**		
1-2&	Step right to right side. Cross rock left behind right. Recover onto left.	Side Rock Behind	Right
3&	Make 1/4 turn right stepping back on left. Make 1/4 turn right stepping right to right side.	Turn Turn	Turning right
4&5	Cross rock left over right. Recover weight onto right. Step left to left side.	Cross Rock Side	Left
6	Cross right over left.	Cross	On the spot
7&8	Rock left to left side. Recover onto right. Cross step left over right. (3 o'clock)	Rock Side Cross	Right
Section 4	**Press Recover, Behind, Side, Step, Step, 1/2 Pivot, 1/2 Turn, 1/2 Turn, 1/2 Turn, Back Rock**		
&1	Press right to right side. Recover onto left.	Press Recover	On the spot
2&3	Cross right behind left. Step left to left side. Step forward on right.	Behind Side Step	Left
4&5	Step forward on left. Pivot 1/2 turn right. Step forward on left.	Step Turn Step	Turning right
6&	Make 1/2 turn left stepping back on right. Make 1/2 turn stepping forward on left.		
7	Make 1/2 turn left stepping right to right side	Turn Turn Turn	Turning left
8&	Cross rock left over right. Recover onto right.	Cross Rock	On the spot
Ending	Dance up to and including count 3 in Section 3 then replace counts &4 with 1/2 turn right. Step left to left side (12 o'clock)		

Choreographed by:

Dee Musk
UK
May 2008

Choreographed to:
'A Boy Becomes a Man' by Emerson Drive from CD 'Countrified' also available on itunes (70 bpm) 16 count intro (Approx 14 seconds, start just before main vocals on first beat)

I played around with the beats for this westcoast and was a little cheeky with this one because it didn't follow the line of dance :)

The Right Way

4 WALL - 32 COUNTS - INTERMEDIATE

Steps	Actual Footwork	Calling Suggestion	Direction
Section 1	**Step, 1/2 Turn Left, Back Lock Step, Sweep Ball Step, Walk, Walk.**		
1 - 2	Step left forward. Make 1/2 turn left stepping back onto right.	Step Turn	Turning left
3 & 4	Step left back. Lock right across left. Step left back.	Back Lock Step	Back
5 & 6	Sweep right out & around behind left. Step onto right. Recover weight to left.	Sweep Ball Step	On the spot
7 - 8	Step right forward. Step left forward.	Walk Walk	Forward
Section 2	**Cross Back Back, Cross 1/4 Turn, Back Rock 1/2 Turn, Triple 1/2 Turn.**		
1 & 2	Cross right over left. Step left slightly back. Step right slightly back.	Cross Back Back	Back
Note:-	After counts 1 & 2, feet should end slightly apart.		
3 - 4	Cross left over right. Turn 1/4 left stepping right back.	Cross Turn	Turning left
5 & 6	Rock back on left. Recover onto right. Make 1/2 turn right stepping back onto left.	Back Rock Turn	Turning right
7 & 8	Triple 1/2 turn right stepping right, left, right (weight ends forward on right).	Triple Turn	
Section 3	**Hip Sways, Behind, Side, Step, 1/2 Turn Right x 2, Back Lock Step.**		
1 - 2	Step left to left side swaying hips left. Sway hips right taking weight onto right.	Sway Sway	On the spot
3 & 4	Cross step left behind right. Step right to right side. Step left forward.	Behind Side Step	Right
5 - 6	Turn 1/2 right stepping right forward. Turn 1/2 right stepping left back.	Turn Turn	Turning right
7 & 8	Step right back. Lock left across right. Step right back.	Back Lock Step	Back
Restart:-	When using Peter André track during 3rd Wall, restart dance at this point.		
Section 4	**1/2 Turn Left, Right Chasse, Cross Unwind Full Turn, Side, Anchor Step.**		
1 - 2	Turn 1/2 left stepping left forward. Step right to right side.	Turn Side	Turning left
& 3 - 4	Step left beside right. Step right to right side. Cross left over right.	& Side Cross	Right
5 - 6	Unwind full turn right (weight ends on right). Step left to left side.	Unwind Side	Turning right
7 & 8	Rock back onto right. Recover weight to left. Rock back onto right.	Right Left Right	On the spot

Choreographed by:
Dee Musk
UK
September 2004

Choreographed to:
"The Right Way' (91 bpm) by Peter André available on single, or longer version on 'The Long Road Back' CD, 16 count intro - start on main vocals.

Music Suggestion:
'Wide Open Spaces' (101 bpm) by The Dixie Chicks from 'Wide Open Spaces' CD - restart not required.

Choreographer's Note:
When using Peter André track restart during 3rd wall, dance to end of section 3 then start from beginning.

This was a special dance to me and I was touched when it won at the Marathon, where it showed me that others recognised its creativity and the songs important message.

Footprints In The Sand

4 WALL - 32 COUNTS - ADVANCED

Steps	Actual Footwork	Calling Suggestion	Direction
Section 1	**Side Lunge, 1/4 Turn, Together Dip, Unwind 3/4 Turn with Sweep, Behind, Side, Step, Step with Sways, Back, Cross, Back,**		
1	Bending left knee lean and lunge to left side keeping right leg straight with toe pointed.	Lunge Turn Together	Turning right
2	Make 1/4 turn right placing weight forward on right. Step left beside right and dip bending knees slightly.		
3	Straightening up make 3/4 turn right sweeping right around behind left	Sweep	On the spot
4&5	Cross right behind left. Step left to left side. Step forward on right.	Behind Side Step	Forward
6&7	Step forward on left swaying hips forward, back, forward	Step Sway Sway	
8&1	Step back on right. Cross left over right. Step back on right.	Step Cross Step	Back
Section 2	**Back Cross Back Together, Step, Step, Full Spiral Turn, Step, Step, 1/2 Pivot, Step**		
2&3&	Step back on left. Cross right over left. Step back on left. Step right beside left.	Step Cross Step Together	Back
4&	Step forward on left. Step forward on right.	Left Right	Forward
5-6	Make a full spiral turn left on ball of right. Step forward and down on left.	Full Spiral	Turning left
7&8	Step forward on right. Make 1/2 turn left. Step forward on right..	Step Turn Step	
Section 3	**1/2 Turn, 1/4 Turn, Back Rock, Side, Cross 1/4 Turn, 1/4 Turn, Together, Cross, Side, Together, Cross Rock with Ronde**		
&	Travelling forward make 1/2 turn right stepping back on left.		
1	Make 1/4 turn right stepping right to right side.	Turn Turn	Forward
2&	Cross rock left behind right. Recover weight onto right.	Cross Rock	On the spot
Tag 2/ Restart	Wall 5 – Hip Sways: 1-2 Step left to left side swaying left, sway right. Then restart the dance from the beginning.		
3	Step left to left side.	Step	Left
4&	Cross right over left. Make 1/4 turn right stepping back on left.		
5	Make 1/4 turn right stepping right to right side.	Cross Turn Turn	Turning right
6&	Step left beside right. Cross right over left.	Together Cross	Right
7	Step left to left side.	Side	Left
8&	Close right beside left. Cross rock left over right.		
1	Recover onto right whilst ronde left around and behind right.	Together Cross Rock	On the spot
Section 4	**Behind, Side, Step, Twist 1/2 Turn, Twist Full Turn, Behind, Side, Cross, 1/4 Turn, 1/4 Turn, Cross**		
2&3	Step left behind right. Step right to right side. Step forward on left.	Behind Side Step	Forward
4	Knees slightly bent and weight forward on left twist 1/2 turn right replacing weight to ball of right	Twist 1/2	Turning right
5	Knees slightly bent and weight forward on ball of right twist a full turn left sweeping left round and behind right.	Full Twist	Turning left
Option	Hold count 5 with weight on ball of right		
6&7	Cross left behind right. Step right to right side. Cross left over right.	Behind Side Cross	Right
&8	Make 1/4 turn left stepping back on right. Make 1/4 turn left stepping left to left side.	Turn Turn Cross	Turning left
1	Cross right over left.		
Tag 1	End of Wall 1 facing 9 o'clock **Side Together Cross, Side Together Cross**		
1-2&	Step left to left side. Close right beside left. Cross left over right.		
3-4&	Step right to right side. Close left beside right. Cross right over left.		
Ending	Music slows down, keep dancing through. On last wall facing 9 o'clock do counts 1-5 then unwind 3/4 turn left to face front.		

Choreographed by:

Dee Musk
UK
February 2008

Choreographed to:
'Footprints in the Sand' by Leona Lewis from CD 'Leona Lewis – Spirit' also available on itunes and amazon.co.uk (65 bpm) 14 count intro (approximately 14 seconds, start just before the main vocals on first beat)

This is very special to me as it's my Mum's favourite song and choreographing to it brought back happy memories of listening to The Drifters with her when I was younger, and of course I was also honoured that it won Beginner Dance Of the Year.

Little Red Book

4 WALL - 32 COUNTS - BEGINNER

Steps	Actual Footwork	Calling Suggestion	Direction
Section 1	**Weave Right, Chasse Right, Back Rock**		
1 - 2	Step right to right side. Cross step left behind right.	Side Behind	Right
3 - 4	Step right to right side. Cross step left over right.	Side Cross	
5 & 6	Step right to right side. Close left beside right. Step right to right side.	Side Close Side	
7 - 8	Rock left behind right. Recover onto right.	(12:00) Back Rock	
Section 2	**Weave Left, Chasse Left, Back Rock**		
1 - 2	Step left to left side. Cross step right behind left.	Side Behind	Left
3 - 4	Step left to left side. Cross step right over left.	Side Cross	
5 & 6	Step left to left side. Close right beside left. Step left to left side.	Side Close Side	
7 - 8	Rock right behind left. Recover onto left. (12:00)	Back Rock	
Section 3	**Side, Touch, Side, Touch, Walk x 3, Hold**		
1 - 2	Step right to right side. Touch left beside right.	Side Touch	Right
3 - 4	Step left to left side. Touch right beside left.	Side Touch	Left
5 - 7	Walk forward right. Walk forward left. Walk forward right.	Right Left Right	Forward
8	Hold. (12:00)		
Section 4	**Forward Rock, Back Rock, Step, 1/4 Turn, Cross Shuffle**		
1 - 2	Rock forward on left. Recover onto right.	Forward Rock	On the spot
3 - 4	Rock back on left. Recover onto right.	Back Rock	
5 - 6	Step left forward. Make 1/4 turn right (weight onto right).	Step Turn	Turning right
7 & 8	Cross step left over right. Step right to right side. Cross step left over right. (3:00)	Cross Side Cross	Right

Choreographed by:

Dee Musk
UK
July 2008.

Choreographed to:
'You're More Than A Number In My Little Red Book' by The Drifters (122 bpm) from CD The Definitive Drifters; also available from iTunes or tescodigital (24 count intro - approx 12 secs)

Watch & Learn

A video clip of this dance is available at www.linedancermagazine.com

This is a great Eurovision track and the dance really uses the poppy beats.

Release Me

4 WALL - 64 COUNTS - INTERMEDIATE

Steps	Actual Footwork	Calling Suggestion	Direction
Section 1	**Forward Rock, Full Turn, Back Rock, Kick Ball Change**		
1 - 2	Rock forward on right. Recover onto left.	Right Rock	On the spot
3 - 4	Travelling back, make full turn right stepping right forward, left back.	Full Turn	Turning right
5 - 6	Rock back on right. Recover onto left.	Back Rock	On the spot
7 & 8	Kick right forward. Step right beside left. Step left forward. (12:00)	Kick Ball Change	
Section 2	**Step, 1/4 Turn, Cross Shuffle, 1/2 Turn, Forward Shuffle**		
1 - 2	Step right forward. Make 1/4 turn left (weight onto left).	Step Turn	Turning left
3 & 4	Cross step right over left. Step left to left side. Cross step right over left.	Cross Shuffle	Left
5 - 6	Make 1/4 turn right stepping left back. Make 1/4 turn right stepping right to side.	Half Turn	Turning right
7 & 8	Step left forward. Close right beside left. Step left forward. (3:00)	Left Shuffle	Forward
Restart	Wall 2 and Wall 5: Restart dance again from beginning at this point.		
Section 3	**Step, 1/4 Turn, Cross, Side, Behind Side Cross, Side Rock**		
1 - 2	Step right forward. Make 1/4 turn left (weight onto left).	Step Turn	Turning left
3 - 4	Cross step right over left. Step left to left side.	Cross Side	Left
5 & 6	Cross right behind left. Step left to left side. Cross step right over left.	Behind Side Cross	
7 - 8	Rock left out to left side. Recover onto right. (12:00)	Left Rock	On the spot
Section 4	**Behind Side Cross, Point, 1/2 Monterey, Point, Cross, Back Side Cross**		
1 & 2	Cross left behind right. Step right to right side. Cross step left over right.	Behind Side Cross	Right
3 - 4	Point right to right side. Make 1/2 turn right stepping right beside left.	Point Turn	Turning right
5 - 6	Point left to left side. Cross step left over right.	Point Cross	Right
7 & 8	Step right back. Step left to left side. Cross step right over left. (6:00)	Back Side Cross	Left
Section 5	**Chasse, Back Rock, Kick Ball Cross, Stomp, Hold**		
1 & 2	Step left to left side. Close right beside left. Step left to left side.	Side Close Side	Left
3 - 4	Cross rock right behind left. Recover onto left.	Back Rock	On the spot
5 & 6	Kick right to right diagonal. Step right beside left. Cross step left over right.	Kick Ball Cross	Right
7 - 8	Stomp right to right side. Hold. (6:00)	Stomp Hold	
Section 6	**Sailor 1/4 Turn, Walk Forward x 2, Sailor 1/2 Turn, Side Rock**		
1 & 2	Cross left behind right. Make 1/4 turn left stepping right to side. Step left forward.	Sailor Quarter	Turning left
3 - 4	Walk forward right. Walk forward left.	Right Left	Forward
5 & 6	Cross right behind left. Make 1/2 turn right stepping left to side. Cross right over left.	Sailor Half	Turning right
7 - 8	Rock left out to left side. Recover onto right. (9:00)	Left Rock	On the spot
Section 7	**Kick Ball Cross, Side, Kick Ball Cross, Side, Touch Ball Cross**		
1 & 2	Kick left to left diagonal. Step left beside right. Cross step right over left.	Kick Ball Cross	Left
3	Step left to left side.	Side	
4 & 5	Kick right to right diagonal. Step right beside left. Cross step left over right.	Kick Ball Cross	Right
6	Step right to right side.	Side	
7 & 8	Touch left beside right. Step left to left side. Cross step right over left. (9:00)	Touch Ball Cross	Left
Section 8	**Back, Side, Forward Lock Step, Step, Pivot 1/2, Kick Ball Step**		
1 - 2	Step left back. Step right to right side.	Back Right	Right
3 & 4	Step left forward. Lock right behind left. Step left forward.	Left Lock Left	Forward
5 - 6	Step right forward. Pivot 1/2 turn left.	Step Turn	Turning left
7 & 8	Kick right forward. Step right beside left. Step left forward. (3:00)	Kick Ball Step	On the spot

Choreographed by:

Dee Musk
UK
May 2009

Choreographed to:

'Release Me (UK Radio Edit)' by Agnes (128 bpm) CD Single; also available as download from amazon.co.uk or iTunes (64 count intro)

Restarts:

There are 2 Restarts, both at the same point, during Walls 2 and 5

A video clip of this dance is available at www.linedancermagazine.com

PEACE TRAIN
Linedance Disco
For all Levels & Occasions
1st Class Instruction Available
For Details and Bookings
07774 983467
01727 869210
1098295

FRIDAY DISCOS
MONTHLY (First Friday of the Month)
ALL LEVELS DANCED
at the Spirella Ballroom
Bridge Road, Letchworth SG6 4ET
For more information call
Lisa Thurley 07966 988802
1111589

HONKY TONK CLIFF
Linedance DJ/Compere
Instructor
for Weekend Festivals, Club Socials, Birthday Parties, Weddings & Anniversaries, any occasion with a Line Dance Theme.

See the many characters of Honky Tonk on the dance floor
GIVE YOUR EVENT THE PROFESSIONAL TOUCH.
For booking details contact Linestar Promotions
01509 673597
1086143

LISA THURLEY'S LINE DANCE WEEKEND
SEACROFT HOLIDAY VILLAGE
Hemsby, Norfolk
21st – 23rd June 2013
Starring award winners CRAIG BENNETT, MICHELLE RISLEY and NATALIE THURLOW with your host/DJ LISA THURLEY
FANCY DRESS SATURDAY NIGHT
No theme anything goes, not compulsory. Book early to avoid disappointment.
Full board & accommodation - Book now from only £114
FOR MORE INFO OR BOOKINGS DIRECT WITH SEACROFT
TELEPHONE: 01692 582277 www.lisaslinedancing.co.uk
1111783

Best Western Dance Academy
Congratulations Linedancer on the 200th edition
A huge THANK YOU to our members for their support in 2012... Merry Christmas to them and all Linedancer readers!
For any enquiries regarding membership or training please contact:
Enquiries: **Instructor training 0114 2320046**
Membership 0114 233 7538/232 0046
e-mail: info@b.w.d.a.com ***or visit our website:*** www.b-w-d-a.com
Write to P.O Box 1848, Sheffield, S6 5YA

1114310

AA ★★ Hotel
THE SOUTHCLIFF HOTEL
AA ★★ Hotel
- Fantastic views over the English Channel & French Coast
- 70 En-Suite bedrooms
- Ideal for Line Dancing & Country Breaks
- Special rates for 2012/2013


2 night weekend breaks includes half board from only £49pp
4 night mid-week breaks includes half board from only £89pp
For further details or to book please contact Patrick on 01303 850075 or email sales@thesouthcliff.co.uk and quote "LINE DANCING MAGAZINE" Offer Visit our website at www.thesouthcliff.co.uk
The Southcliff, Folkestone, Kent CT20 2DY
1113218

Regalos
Line dancing & Western-ston

The great dance shoe alternative
Our "PORTS" are famous for their lightweight, all day comfort
SUPER SOFT, LIGHTWEIGHT BLACK LEATHER UPPERS
JUST £44.50 a pair
OVER 20 STYLES OF FOOTWEAR
Bloch • Gringo • Oaktree • Sante fe
100's of hats in stock
Wider range of ladies clothes coming soon
OPEN Monday to Saturday 9.30am - 5.00pm
CHECK OUR WEBSITE NOW
www.Linedancing-Shop.co.uk
256-258 Dickson Road
Blackpool, FY1 2JS
www.Linedancing-Shop.co.uk
email: sales@regalos.co.uk
Telephone: (01253) 591414
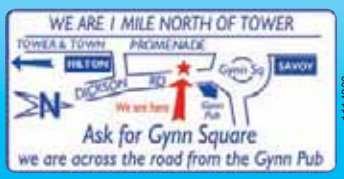

Efficient Mail Order Service - Shop and Save At Our Secure Website
1114309

BJ'S & WEST
Western Wear & line Dancing Retailers and Wholesalers
PANHANDLE SLIM
Mens and Ladies Matching Western Shirts

American Dream Law Of The Land Star Casino

Navajo Boots

Cuban Heel - Black Hologram/Lurex
Order Online at www.bjs-west.co.uk
Dance Shoes & Boots, Shirts, Hats, Rhinestone Belts, Buckles, Jewellry.
Xmas gifts
New Trade enquiries welcome, visitors by appointment only
Tel +44(0)1202 525842 Email info@bjs-west.co.uk
1114756

ENGLAND

BEDFORDSHIRE

Bedford, Kempston
Dancing Stars
Stephen Gell
07969847553

Clifton, Shefford
Rosemarie's
Rosemarie
01462 617052

Potton
Nuline Dance with Sue
Sue Hutchison
01767 654992

Putnoe
Country Roots Bedford
Isla
07725 487190

BERKSHIRE

Lower Earley, Reading & Sonning, Reading
Steps 'n' Stetsons
Julie Myers or Stephanie Stoter
0118 9618450

Maidenhead, Taplow
The Rays Line Dance Club
Sandra
01628 625710
Ref:1108

Newbury
Spirit Of The West Linedancers
Ray Cadden
0163546975
Ref:3638

Newbury
Liberty Linedancers
Steve Southwell
07778 489740

Tilehurst, Reading
Shooting Stars
Monica
01189413943

BUCKINGHAMSHIRE

Aylesbury
Honky Tonk Stompers
Carol Collins
01296 487026
Ref:2736

Chalfont St Peter
Chalfont Line Dance Club
Heather
01753 887221
Ref:3576

Higher Denham
Higher Denham LD Club
Ann Seymour
01753 882847
Ref:1633

Iver
1st Steps Beginners/ Improvers
Stephanie
07958 643307
Ref:1983

Stony Stratford Milton Keynes
Karry on Linedancing
Karen Woolward
07905479410

CAMBRIDGESHIRE

Cambridge
Cherry Hinton Line Dance Club
Margaret Phillips
01223 249247
Ref:3703

Cottenham
JJK Dancin'
Jo Kinser
07915 043205

Histon, Impington, Milton
Rodeo Stompers Linedance Club
Cheryl Carter
01638615772 07766 180631
Ref:1271

Huntingdon/St Ives
Bootscooterz
Dawn or Lorraine
01487 824143 or 01480 494367

Littleport
R.C. Liners
Roz
07505 545216

Peterborough
Count 2 Eight Linedancing
Lesley Bennetto
01733 719330

Peterborough
Cambscounty Line
Jason
01733313454

St Neots
Silver Boots Line Dance Club
Mrs Sylvie World
01480353970

Swavesey
Dance In Line
Deborah Walker
01954231382

Whittlesford
Nuline Dance with Sue
Sue Hutchison
01767 654992

CHESHIRE

Goostrey, nr Holmes Chapel
gr82dance with Chris
Chris Braddon
0759 672 9143

Middlewich
Gr82dance with Chris
Chris Braddon
0759 672 9143

Runcorn
M&J's Mob
Joyce Moorefield
01928 560093

CLEVELAND

Hartlepool
Hayley's Comets Nuline Club
Hayley Wheatley
07807 081564

Middlesbrough
Achy Breakies & Crazy Stompers
Ann Smith
01642 277778

CORNWALL AND ISLES OF SCILLY

Bodmin, Delabole
HRDW
Helen
01840 213814

Bude
Poughill Dancers
Hilary
07900041322
Ref:2700

Helston
A Chance To Dance
Wyn & Merv
01326560307

Newquay, Quintrell Downs
Papillon Line Dancers
Therese Chiswell
07814115193
Ref:3840

Nr Newquay
In2Line of St Columb Minor
Wendy Simpson
01208 831446
Ref:1615

Redruth
Happy Feet Dancing
David Turner
07988693316 / 01209899123

Withiel, Nr Bodmin
Kernewek Stompers of Withiel
Wendy Simpson
01208 831446
Ref:1614

CUMBRIA

Barrow-in-Furness
Drifters
Bernardine Kemp
01229 828736

Carlisle
A&B Stompers
Ann & Bill Bray
01228548053

Keswick
Keswick Krazy Kickers
Claire
01768773318

DERBYSHIRE

Allestree, Derby
Jetsets Nuline Dance
Jane Middleton
0115 930 9445

Clowne, Chesterfield
Clowne Dancers
Debbie Liversidge
07960 752271
Ref:1654

Derby
Spondon Linedancers
Viv Brown
07713404747

Staveley
Cityliners
Glenys
01142750446

Swadlincote
South Derbyshire Forum
Maureen Bullock
01283 516211

where2dance

Due to space restrictions, club details published in the magazine are limited and subject to a five monthly update. However details that are published online at **www.linedancermagazine.com** are fully comprehensive and unlimited. They can be searched and viewed instantly by anyone, at anytime from anywhere around the world.

MAKE SURE YOUR CLUB IS LISTED

ONLINE OPTION for MEMBERS

Go to www.linedancermagazine.com
> Visit 'My Profile' then 'My Classes'
> Enter your class details
> Details are instantly published live on the site
> You can update as often as necessary and unlimited entries are permitted
> Full comprehensive details are displayed
> No need to mail in a form

ONLINE OPTION for NON MEMBERS

Go to www.linedancermagazine.com
> Click on 'Where To Dance'
> Submit the non-members form

POSTAL OPTION for ALL

Complete the form at the end of where2dance and post to:

where2dance
Linedancer Magazine
Southport PR9 0QA

DEVON

Barnstaple, Bideford
Stetsons & Spurs
Patricia
01237 472464
Ref:1647

Exeter
Luv 2 Danz
Monica Varnell
01392 467738

Holsworthy
Silver Stars
Brenda Martin
(01409)253015

Kingsbridge
Line Dancing With Sue
Sue
07989 817 898

Paignton, Torquay
Lesley & West
Vivien Lesley
01803 552377

Plymouth
Gill's Linedancing
Gill Cottell
01752 863469

Torquay
Floorshakers
Chris Jackson
07703 520377

DORSET

Bournemouth
Dreamcatchers LDC
Norma Inglis
01202257332

Bournemouth
Jon's Line
Jon Williams
01202434202
Ref:2713

Christchurch
Rebel Riders
Chris & Martyn Hocking
01425 673414
Ref:1231

Dorchester
L & B Line
Lyn
01300 320559
Ref:1656

Ferndown, Corfe Mullen
Dancelife
Barbara Spencer
01202 605554

Poole
Footloose Line
Nicky Potter
07954439461
Ref:3867

Tarrant Keyneston, Witchampton
Chasing Lines
Karen Hill
01258 840519
Ref:1488

Weymouth
Borderline Scuffers
Paul & Jo Barrow
01305 773033

DURHAM

Bishop Auckland
Vip Linedance
Vivien Tinker
07941812390

Durham
Ladies In Line
Audri
07913 352 077
Ref:3636

Newton Aycliffe
P & S Linedance Club
Paul
07800940143

ESSEX

Benfleet, Hadleigh, Leigh on Sea, Laindon, Basildon, Pitsea
Texas Twisters
Viv
07919892157 / 07770848059

Braintree
Crazy Chicks
Marion French / Ann Gandy
01376 521291 / 322224

Braintree
Sureline Sundancers
Bob Hamilton
07801223061

Brightlingsea
MJ-Linedancing
Malcolm & Janet Bath
01206306120

Chadwell Heath, Colchester, Elm Park, Tiptree, West Mersea
Rob's Raiders Line Dance
Rob or Terri
02085950969 or 07776402237

Chelmsford
1step2heaven
Mick Woulfe
01245491497
Ref:3619

Chelmsford
Brookland Stompers
Jen Chilvers
07951494070

Great Dunmow
Step in Line
Lorna Dennis
07912567032

Hatfield Peveral
Step In Line
Lorna Dennis
07912567032

Mistley
Mistley Movers
Lawrence Morrison
01255434000

Rainham, Ilford, Romford
Kelado Kickers
Pat Gladman
01708 551629

Witham
Sureline Sundancers
Bob Hamilton
07801223061

GLOUCESTERSHIRE

Avening, Cam, Dursley, Gloucester
Just 4 Fun
Maureen Wingate
01453 548680
Ref:1582

Cheltenham, Gloucester
Buckles 'n' Boots
Andy & Kay Ashworth
01452 855481
Ref:1457

Cinderford
Heelgrinders
Brenlen
07899717065

Gloucester
Shootin' Stars
Jackie Barber
07882961358

GREATER LONDON

Greenford
Country Knights
Marie
07835 82 70 82

Hillingdon
1st Steps Beginners/ Intermediate
Stephanie
07958 643307
Ref:2479

GREATER MANCHESTER

Bolton
Alan B's Nuline Dance
Jacqui Jax
01204 654503

Heywood
Broken Heelz LDC
Sarah Massey
01204401018

Oldham
AppleJacks LDC
Pauline Bell
01924 478203
Ref:1792

Stockport
NW Line Dance Club
Adrian
07709910256

Swinton
Broken Heelz LDC
Sarah Massey
01204401018

Wigan
Janet's Line Dance
Janet
01257 253462
Ref:3583

HAMPSHIRE

Barton on Sea & Milford on Sea.
Western Lines
Linda and Brian
01425 622549
Ref:3292

Basingstoke
Bootedout LDC
Sue Hughes
01256331046
Ref:3855

Bishops Waltham, Portsmouth, Southampton
Amigos Line Dance Club
Mick Storey
01329 832024

Cosham, Cowplain, Havant, Petersfield, Rowlands Castle, Waterlooville
Jayz Linedanz Club
Janis Budgen
07952 448203
Ref:3412

Portsmouth, Fareham, Titchfield,Stubbington
Southern Steppers
Jan Harris
01329 288360

Southampton, St Deny's
Western Wranglers
Wayne Dawkins
07973189062

Waterlooville
Fgstompers
Elaine/Mike
02392790803 or 07876381558
Ref:3449

HEREFORDSHIRE

Bromyard
Silver Horseshoe LDC
John Libby
01885 483906

HERTFORDSHIRE

Baldock
Friends in Line
Sue or Kath
01462 732589
Ref:1349

Barnet and Southgate N14
Hitch and Hook Line Dancing
Janice Hoy
07762225951

Borehamwood
Country Knights
Marie
07835 82 70 82

Hatfield
Steppin' Time
Margaret Hall
01707655866

Rickmansworth, Croxley Green
G & B
George
01923 778187

Royston
Nuline Dance with Sue
Sue Hutchison
01767 654992

St Albans, Sandridge, Welwyn Garden City
Peace Train
Tony Risley
07774983467

St Albans,Potters Bar, Welwyn Garden City
Blue Velvet Linedancers
Val Hamby
01727 873593
Ref:2271

Tring
Stets N Spurs
Paul Parsons
07773 191931
Ref:1645

Watford, South Oxhey
Wave Liners
Viv
07956675574
Ref:2248

ISLE OF WIGHT

Cowes
Western Shufflers
Dave
01983609932

Lake, Godshill
Nuline Dance IOW With Katrina
Katrina
07929573933
Ref:3847

Newport
Vectis C M C
Dave Young
01983609932

Sandown
Line Dance Legends
Kerry Sims
01983568910
Ref:1913

KENT

Belvedere, Dartford, Swanley
Scuffs 'n' Struts
Karen and Barbara
01634 817289

Birchington
Birchington Active Retirement Assoc
Theo Loyla
01843 833643

Birchington, Westgate & Monkton
Line Rangers
Theo Loyla
01843 833643

Crockenhill, Swanley
Rollingvine, Country Mania Linedancers
Sheila Still
01322 555860
Ref:1520

Darenth, Hoo
Lonestar Linedancing
Val Plummer
01634 256279
Ref:2061

Farningham, Sevenoaks, West Kingsdown
Linda's Linedancing
Linda Gee
01732 870116
Ref:2228

Gravesend
Dancing Cowboy Line Dance Club
Pauline
07767 767014

Herne Bay, Greenhill
Denims & Diamonds
Julie-ann Sayer
07754999963

New Ash Green
B&J Stompers
June
01474 707376

Nr Dover
The Bayline Dancers
Wendy Annall
07794243418
Ref:3834

Orpington
Chance2Dance
Shirley
07951 003852

Queenborough, Isle of Sheppey
North & South Queenborough
Carol Fox
0797 3677390
Ref:3594

Rainham
Revival 2000
Carol Fox
01634 235091
Ref:1879

Rainham, Gillingham
Texas Bluebonnets
Trevor and Linda
01634 363482
Ref:1769

Sidcup, Welling
Boogie Boots
Brenda
07958275036

Tunbridge Wells, Rusthall, Southborough, Sevenoaks
Pink Cadillacs
Gillie Pope
01323639738
Ref:1272

LANCASHIRE

Accrington
Dynamite Club
D. Elizabeth Davies
07766972587

Atherton
D's Dance Ranch
Dorothy
07775528397

Barnoldswick
EeeZee Linedance
Deana Randle
07811 053586
Ref:1386

Blackburn
Beechwood Line Dancers
Susan
447815030815

Blackpool, Bamber Bridge, Chorley
Liberty Belles
Dave Fife
01253 352591
Ref:1711

Bolton
Broken Heelz LDC
Sarah
01204 401 018

Bolton, Preston
Alan B's Nuline Dance
Jacqui Jax
01204 654503

Bolton
Get Active / N.H.S
Jan Gerrard
07543341373

Bolton, Horwich
Elaine's Dancers
Elaine
01204 694609
Ref:2524

Brierfield, Colne
Cactus Club
Pam Hartley
01282 691313

Burnley
Burnley Linedancers
Susan
447815030815

Carnforth
Saddle and Spurs
Sue Pysden
07772757748

Horwich, Bolton
Glenys' Linedancing
Glenys
07900566127

Mellor, Blackburn
Happy Feet
Marjorie
01254 814121

Morecambe
Dancing Cowboys
George Smith
01524 903083

Morecambe
Friends in Line Morecambe
Keith
07717574585
Ref:3397

Skelmersdale
Fancy Feet
Chrissie Hodgson
01704879516
Ref:3243

LEICESTERSHIRE

Leicester
Ross Brown
Ross Brown
07746555517

LINCOLNSHIRE

Lincoln
Cherry Reepers
Susan Gaisford
01522 750441

Rippingale, Bourne, Stamford
Bourne To Linedance
Donna Andrew
01778 421932
Ref:2784

Scunthorpe
Dance Julie
Julie Rhoades
07974 828397
Ref:3856

Skegness
C.Siders
Jane
01754 881160
Ref:3853

Skegness
Kool Coasters
Theresa & Byron
01754 763127

Skegness
Step In Time
Zandra
01764 763684
Ref:3833

Skegness
Richmond County Liners
Raye & Barry
01754 820267
Ref:1661

LONDON

Bermondsey, Eltham
Toe Tappers & Stompers
Angie T.
07958301267
Ref:2159

London
Rockies & Wranglers
Lesley
07968 036373
Ref:1191

South Norwood
JD's London
Jennie
07808 621286

Wimbledon
HotShots Linedance Club
Janice Golding
020 8949 3612
Ref:1449

MERSEYSIDE

Birkenhead, Prenton, Ellesmere Port
Graham W.I.L.D.
Graham Morgan
07503165417- 0151200 2816
Ref:3851

Crosby, Liverpool
Flying Boot Stompers
Nicia
0151 476 9852
Ref:3864

Formby, Ince Blundell, Netherton, Warrington, Haresfinch, St Helens
Texas Rose Linedancing
Pam Lea
0151 929 3742

Formby, Liverpool
Wild Bills LDC
Chrissie Hodgson
01704 879516
Ref:1124

Liverpool
Maria's Nutters
Maria
01512817497

Liverpool
Flying boot Stompers
Nicia
0151 476 9852 /07776317318

Liverpool
Line Dance With Rosa
Rosa
07522 614210

Prescot
Jenny's Nuline Dance
Jenny
0151 289 3041

Southport
Shy Boots And Stompers
Betty Drummond
01704 392 300
Ref:1037

Southport
Reets Dance Ranch
Reet
01704 809354

St Helens Rainhill, Thatto Heath
Crazy Legs Stompers
Martine Jones
0151 208 6671
Ref:3842

MIDDLESEX

Ashford
Strait Lines
Judy Baily
07958 455403

Eastcote, Hillingdon, Pinner, Ruislip, S. Harrow
1st Steps Beginners/ Intermediates
Stephanie
07958 643307
Ref:1981

Hounslow/Osterley
Strait Lines
Judy Baily
07958 455403

London
Saints-inline
Sandra or Mary
07878144864

Northwood
Wave Liners
Viv Bishop
07956675574
Ref:1907

Northwood
Js Linedance
Jane Bartlett
07986 372968
Ref:3409

Yiewsley, West Drayton
Yiewsley & West Drayton LD Club
Ann Seymour
01753 882847
Ref:3857

NORFOLK

Attleborough
Attleborough Stompers
Nikki
07851350704

Attleborough
Shropham Stompers
Nikki
07851350704
Ref:3749

Bungay
Crazy Legs
Paul
01493 669155

Diss
Monterey WDC
Melissa Hawkes
07770 875404
Ref:1731

Downham Market
R C Liners
Ros
07505 545216

Gorleston on Sea, Great Yarmouth
Crazy Legs
Paul
01493 669155

Heacham
Dy'N'Mo
Diane
01485571166

Norwich
Nuline Dance
Christine Muttock
01603 427338

Norwich
Applejax
Linda O'Farrell
01603 747037

Norwich
Wild Stallion
Judith
01603 435666/449966
Ref:3663

NORTHAMPTONSHIRE

Kettering
Rocking Horse Rebels
Dianne Panter
01536760129
Ref:3777

Northampton
Crystal Cats Line Dancers
Gill Bradley
07733 091865
Ref:1490

NORTHUMBERLAND

Embleton, Seahouses
Partners-in-Line
Elizabeth Henderson
01665 576154

NOTTINGHAMSHIRE

Nottingham
L Divas
Linda
01159394546

Nottingham
Jetsets Nuline Dance
Jane Middleton
0115 930 9445

Nottingham
Stetson Line
Tracey
07828704053

Worksop, New Ollerton
Pet Shop Girls Charitable Trust
June Yates
01623 835551

OXFORDSHIRE

Chipping Warden, Upper Boddington
Double D
Clive Drew
01295 660649

Didcot
Crazyboots 101
Lyn
07502280508

SHROPSHIRE

Bridgnorth
Silver Star LDC
Madeleine Jones
01952 275112

Bridgnorth
Nuline Dance with Karen
Karen Hadley (Hunn)
01746 769151

Craven Arms, Ludlow
Southern Cross
Dave Bishop
07527264846

Market Drayton
'Howes' It Start
Jayne Howes
01630 655334
Ref:3234

Newport, Shropshire
Jems and Pearls
Joyce Plaskett
01630 654069
Ref:2863

Preston Brockhurst, Nr Shrewsbury
Nuline Dance With Steve & Claire
Steve Or Claire
441939236773

Telford
Silver Star LDC
Madeleine Jones
01952 275112

Telford
Feel The Beat
Alan & Barb Heighway
01952 414284

Telford
Fidlin Feet Line Dance Club
Kath Fidler
01952 256127
Ref:1141

Wem
Nuline Dance With Steve & Claire
Steve Or Claire
441939236773

Whitchurch
Whitchurch Bootscooters
Maureen Hicks
01948 841237

SOMERSET

Bristol
Scuffs n' Stuff
Judie
01761490178
Ref:1651

Burnham On Sea
Burnham's Pride
Sue Smith
01934 813200

Chard
Country Spirit
Val
01460 65007
Ref:3846

Clevedon
Easy Strollers
Val Vella
01275 875235

Clevedon, Nailsea,Yatton
S.M. Stompers
Sandra Moloney
01934 835268

Ilminster
Country Spirit
Val
01460 65007
Ref:3843

Keynsham
Scuffs n' Stuff
Judie
01761490178
Ref:1653

Somerton
Linda's Line Dancers
Linda Garrett
01458 274365

Taunton
Laredo Line
Kathy Lucas
01278 661409

Weston Super Mare
Somerset Stompers
Margaret Hazelton
01278 783224

Yeovil
Toe The Line
Tracy
07854442203

STAFFORDSHIRE

Burton Upon Trent
Hoppers
Maureen Bullock
01283 516211

Cannock
Texas Dance Ranch
Angie Stokes
07977795966

Newcastle
OK Linedancing
Sarah Barnes & Bernard Williams
01782 631642

Rugeley
Rugeley Rednecks
Pauline Burgess
01889 577981
Ref:2791

Stoke-on-Trent
Hazel's Silver Spurs
Hazel Pace
01538 360886
Ref:2119

Uttoxeter
M& G Danceline
Michael
07709288471
Ref:3832

Uttoxeter
Heelsdown
Alison
07903 539325

SUFFOLK

Kessingland Lowestoft, Oulton
Crazy Legs
Paul
01493 669155

Newton Green, Sudbury
JT Steppers
Jean Tomkins
01787 377343

Occold
Monterey WDC
Melissa Hawkes
07770 875404
Ref:2913

SURREY

Addington Village
JD's London
Jennie
07808 621286

Camberley
Evenlines
Eve Williams
01276506505

Horley, Reigate
AC's
Annie Harris
01293 820909
Ref:1405

Mytchett
Evenlines
Eve
01276506505

Surbiton
Two Left Feet
Lauren Staines
07952 047265

Tolworth, Merton, Morden, Sutton, Chessington
HotShots Linedance Club
Janice Golding
020 8949 3612
Ref:1448

Wallington
Sue Brown
Sue Brown
07702 003572
Ref:3830

SUSSEX (EAST)

Battle, Bexhill, St Leonards, Three Oaks, Hastings
Tush 'n' Tequila
John Sinclair
01424 213919

Bexhill on Sea
Saks Linedance Experience
Shirley Kerry
07595835480
Ref:2701

Eastbourne
Lone Star Liners
Ros Burtenshaw
01323 504463
Ref:1480

Eastbourne
Rodeo Moon
Joan
07840904220

Forest Row
AC's
Annie Harris
01293 820909
Ref:1404

Hailsham, Willingdon
RJ Liners
Rosemary Selmes
01323 844801

Lewes, Ringmer, Woodingdean
Steps Dance Club
Chester or Lesley
07519818112 - 07885986857
Ref:3226

Seaford
The Dance Company
Donna Steele
01323 873558

Willingdon, Eastbourne
Lone Star Liners
Ros Burtenshaw
01323 504463
Ref:1479

SUSSEX (WEST)

Billinghurst, Felpham
County Liners
Maureen Burgess
07784 828282
Ref:1476

Clymping, Yapton, Littlehampton
Dixie Belles
Jenny Bembridge
01243 585298

Crawley
AC's
Annie Harris
01293 820909
Ref:2927

Crawley
Beavercreek
Chris & Roy Bevis
01293 437501

Haywards Heath
Join The Line
Corinne
01444 414697 / 07590 256238

Haywards Heath, Scaynes Hill, Lindfield
Mags Line Dancing
Mags
01825 765618

Horley
Beavercreek
Chris & Roy Bevis
01296 437501

Horsham
Jill's Line Dancers
Jill
01403 266625

Horsham
Flying High Line Dancers
Lisa
01403 268268

Selsey
The Viking Music & Dance Club
Lucy Seddon & Andy Davies
01243 608427
Ref:3858

Worthing
Route 66
Margaret Howarth
01903 502836
Ref:1097

Worthing
Route 66
Margaret Howarth
01903502836
Ref:3863

TYNE AND WEAR

Jarrow
Geordie Deanies
Jeanette Robson
0191 4890181
Ref:3420

WARWICKSHIRE

Nuneaton, Bulkington, Arley, Ansley
Sam's Line Dancers
Samantha Haywood
02476748755
Ref:1823

WEST MIDLANDS

Aldridge
J P Linedancing
Pat
01213085192
Ref:3157

Coseley
Jazzbox Jacq
Jackie
07786929498

Darlaston, Walsall, West Bromwich
Ray & Dee Linedancing
Ray and Dee
0121 502 6331
Ref:2063

Great Barr, Sutton Coldfield
Martin's Rhythmic Cowboys
Martin Blandford
07958 228338

Sutton Coldfield
J P Linedancing
Pat
01213085192
Ref:3493

Wednesfield, Wolverhampton
Walk This Way
Maureen or Michelle
01902 789579
Ref:1283

Wolverhampton
Nuline Dance with Steve & Claire
Steve Or Claire
441939236773

Wolverhampton
Dixie Kickers
Denise
07855472877

YORKSHIRE (NORTH)

Harrogate
Sioux Tribe
Susan
07718 283143

Scarborough
The Wright Line
Diana Lowery
01723 582246
Ref:3736

YORKSHIRE (SOUTH)

Doncaster
Bentley Siver Liners
Linda Gould
07952200110

Doncaster
Country Angels
Fran Harper
01302817124
Ref:3849

Sheffield
Kjdance
Keith
07403407114

Sheffield
Cityliners
Glenys
01142750446

Sheffield
Goin' Stompin'
Margaret Ford
0114 247 1880

Sheffield
Love To Line
Hazel Roulson
01114 2693400

YORKSHIRE (WEST)

Bradford, Leeds
Texasrose Linedancing
Margaret Swift
01274 581224

Bradford, Halifax
Spurs Line Dance Club
Monica Broadbent
01274 464413
Ref:1916

Dewsbury
AppleJacks LDC
Pauline Bell
01924 478203
Ref:1793

Huddersfield
Boots n Scoots
Linda
01484 306775
Ref:1877

Keighley
Red Hot Tilly' Steppers
Tilly
01535 662964
Ref:2948

Leeds
Rodeo Girl Line Dancing
Donna
01274 427042 / 07972321166
Ref:1444

Leeds
BlazinBoots Country & Western Dancing
Su Howker-Whyte
07793976756

Leeds
Texan Rose Broncos
Tracey Preston
0113 3909648 / 07912750440
Ref:2427

Morley, Nr Leeds
Regency Rebels Bootscooters
Jean Clough
0113 2597507
Ref:1721

Near Wetherby
Sioux Tribe
Susan
07718 283143

Saltaire, Shipley, Bradford
Best of Friends Line Dance Club
Geoff Ellis
01535609190 or 07771616537
Ref:2822

Wakefield (Horbury)
AppleJacks LDC
Pauline Bell
01924 478203
Ref:1791

ISLE OF MAN

Douglas
Frank's Gang
Frank
01624618022
Ref:1638

Port of Erin
AJ's
Julia Redhead
07624 436219
Ref:3848

NORTHERN IRELAND

COUNTY ANTRIM

Ballymoney
Nina's Delta Blues
Ann McMullan
02820762972
Ref:2605

COUNTY LONDONDERRY

Derry City
Silverdollar's
Rosie Morrison
02871286533
Ref:1788

SCOTLAND

ABERDEENSHIRE

Stonehaven and Banchory
Kincardine Kickers
Stephen
01569 762387
Ref:3865

AYRSHIRE

Ayr
Carr-o'-Liners
Liz Carr
01292 287870
Ref:2997

Fairlie, Largs, West Kilbride
Yankee Dandee's
Danny Kerr
01475568477

Kilmarnock
Smart Moves
Susan Moir
01563 528652

BORDERS

Galashiels
Silver Stars Western Dancers
Diana Dawson
01896756244

Lindean, near Selkirk
Silver Stars Western Dancers
Diana Dawson
01896756244

FIFE

Buckhaven, Kennoway
Footloose Linedance
Peter McDougall
07771 798 409
Ref:3869

Kirkcaldy
Ranch Dance
Lorraine Brown
07713603812
Ref:3484

LANARKSHIRE

Carmunnock, Cathcart, City of Glasgow
Elbee Stompers
Lesley
07814422844

Glasgow
Lorna's Jazz Boxes
Liz Skelton
0141 332 9115
Ref:3826

MIDLOTHIAN

Gorebridge
A7 Stompers
Mrs Anne Russell
441875821014

PERTHSHIRE

Perth
Willie B Bads
Denise Cameron
07905 917766

STIRLINGSHIRE

Bonnybridge, Denny
Denny Diamonds
Helen Bang
01324 810328
Ref:3875

WALES

ANGLESEY

Holyhead
M'n'M'z Linedacing
Mike Parkinson
01492 544499 & 07840290195
Ref:1185

CLYWD

Dyserth, Kinmel Bay
Silver Eagles
Dorothy Evans
01745 888833

Holywell
Dj'sDanceZone
Julie
01352713858
Ref:3346

Mold
Murphy's Law
Mary
01244 546286
Ref:2843

Nr Chester
Gemini
Mary
01244 546286
Ref:2623

Shotton
Dj'sDanceZone
Julie
01352713858
Ref:3399

FLINTSHIRE

Chester, Mold
Gemini
Mary
01244 546286
Ref:3866

Shotton
Dj'sDanceZone
Julie
01352713858
Ref:3344

GLAMORGAN

Cardiff
Gill's Linedancers Cardiff
Gill Letton
029 2021 3175
Ref:1698

Pontypridd
Bootleggers WDC (South Wales)
Brian
07861688911
Ref:3471

Swansea
Blue Topaz Line Dancing
Debz Rosser
07724 119854

GWENT

Abergavenny
Friday Club
Alison
01981570486

GWYNEDD

Arthog
Arthog Line Dancers
Pauline Homer

Llandudno, Llandulas, Penrhyn Bay
M'n'M'z Linedancing
Mike Parkinson
01492544499 - 07840290195
Ref:1196

POWYS

Newtown
Step in Line
Gloria
01686650536

Swansea
Blue Topaz Line Dancing
Debz
07724 119854

AUSTRALIA

VICTORIA

Melbourne
All In Line
Christene Herbing
0418 391 456

WA

Perth
Nuline Dance
Alison Johnstone
0061404445076
Ref:3860

WESTERN AUSTRALIA

Perth
True Blue Bootscooters
Leaza
0409940311

BELGIUM

BRABANT WALLON

Wavre, Waterloo, Grez Doiceau
Country Planet
Annie Saerens
00.32.10.246752

LIMAL

Limal
Wild Horses
Daniel Steenackers
003210840809
Ref:3803

CANADA

MANITOBA

Winnipeg
St. James Legion
Karen Hodgins
204-888-6029

ONTARIO

Georgetown, Toronto
Nashville North
Kenny Rubin
(905)702-7677
Ref:3831

CYPRUS

PAPHOS

Paphos
Dusty Boots
Frank and Tina
00357 99424965
Ref:3565

CZECH REPUBLIC

SOUTH MORAVIAN REGION

Brno
Community Dancers Brno
Michal Dingo Janak
00420608753423
Ref:1333

Brno
LDC Karolina Brno
Michal Dingo Janak
00420608753423
Ref:1464

DENMARK

FYN

Odense
Centrum Linedance
Sandra Sorensen
004465941913

NORDJYLLAND

Aalborg, Klarup
Fiftyplus Linedance
linnea Ryhl
0045 24433670
Ref:3877

FRANCE

DORDOGNE

Saint Aubin de Cadelech
Agnac Crazy Stompers
Valerie Wild
0033 553 270162
Ref:3822

FRANCE

Allauch
Atipik South Country Dancers
Doume
0660975634

GERMANY

NORDRHEIN WESTFALEN

Hemer
Linesteppers e.V.
Carmen Jurss
0049 171 6210735

NRW

Duesseldorf
Rhine-Liners
Pat
0049 211 787971

RHEINLAND-PFALZ

Neustadt/Weinstraße
Linedance Connection Neustadt/Weinstr.e.V.
Reiner Müller
06324-1344

SCHLESWIG HOLSTEIN

Henstedt-Ulzburg
TSV Line Dance City Stompers e.V.
Dirk Leibing
0049-4193-892903

GIBRALTAR

Gibraltar
Rock Kickers
Subia Slade
00 350 54009139
Ref:3727

HONG KONG

Wan Chai
Hong Kong Line Dancing Association
Lina Choi
852-91615030
Ref:1421

IRELAND

CORK

Cork
Texas Twisters
Helen Conroy
00353 0868663696
Ref:3827

GALWAY

Galway

Bootleggers
Martin OConnell
003538722472747
Ref:3876

WESTMEATH

Athlone

Wild Wild West LDC
Brendan & Bianka McDonagh.
00353 86 1099 388

NORWAY

VESTFOLD

Sandefjord

Framnes Linedancers
Sandra Hillidge
0047 416 59 195

SOUTH AFRICA

GARDEN ROUTE CAPE

George

Steptogether Linedancing
Pamela Pelser
0761 165 165 (South Africa)

WESTERN CAPE

Atlantic Seaboard, Cape Town

Silverliners
Martie and Debbi
083-556 8344

Paarl, Bellville

Bootscooters S.A.
Karin van der Merwe
027828372682

SPAIN

ALICANTE

Benidorm

Benidorm-Linedancing
Andrea Atkinson
0034 622 723 731

Benidorm

Andrea's Dancers
Andrea
0034 622 723 731
Ref:3228

Benidorm

Paula Baines - Hotel Ambassador
Paula Baines
0034 619360413
Ref:1710

Calpe

Rodeo Stompers
Barbara Ives
630113649

Rojales

The Dance Ranch
Sue Briffa
00 34 966712837
Ref:2004

Torrevieja

Debbies Dancing
Debbie Ellis
0034 966 785 651

COSTA BLANCA

Denia

Denia Linedancers
Chris Cleminson
0034966456953

COSTA DEL SOL

Benalmadena, Arroyo de la Miel, Fuengirola

Mississippi Coasters
Bob Horan
0034 697441313 or 0034 95 293 1754
Ref:2735

Calahonda, Mijas Costa

R.T's Linedance Club
Bob Horan
(0034) 95 293 1754 Mobile.
(0034) 697 44 1313
Ref:3093

Fuengirola Feria Ground

Alive & Kickin
Jennifer
0034 952492884 mob
663516654

FUENGIROLA

Los Boliches

FUN2DANCE
Jean Gandy
0034 952443584/659309730
Ref:3433

GIRONA - COSTA BRAVA

Campllong

Campllong Line
Rafel Corbi
0034634520211

Palafrugell

Llofriu Dancers
Rafel Corbi
0034634520211

Palafrugell

Costa Brava Line
Rafel Corbi
0034634520211

Sant Juliaa de Ramis/ Medinya

Girona Line-Dance
Rafel Corbi
0034634520211

MALAGA

Costa Del Sol

Costa Kickers
Subia Slade
00 34 674236961
Ref:3726

Los Boliches, Fuengirola

FUN2DANCE
Jean Gandy
00-34-952443584/659309730
Ref:3441

SWEDEN

NORRA STOCKHOLM

Maersta

Crazy Flutters (Intermediate)
Urban Danielsson
0046705802602
Ref:2111

OSTERGOTLAND

Linkoping

013-Lost in Line
Charles Akerblom Roskvist
46702072375
Ref:3338

SWITZERLAND

ZÜRICH

Rüti ZH/Uetikon am See/ Stäfa

Lone-Star Linedancers
Roshila Furrer
0041 55 260 11 55
Ref:3829

UNITED STATES

COLORADO

Colorado Springs

Studebaker's
Scott & A.J. Herbert
719-277-7253

Colorado Springs

Copperhead Road
Scott & A.J. Herbert
719-277-7253

FLORIDA

Naples

Club Naples RV Resort
Jamie Leick
239-455-8139

MAINE

Brewer

Linedancing
Chris
207-989-5859

Brewer

Senior Center
Chris
207-944-2146

OREGON

Florence

NA
Pat Wheeler
541-999-0797

PA

Upland

Redwood Dancers
Bootscooter
610 329 1927

RHODE ISLAND

Warwick

Pilgrim Senior Center
Ken Favreau
401-739-8221
Ref:3859

SOUTH CAROLINA

Florence

Carolina Ranch House
Cindy Dowdy
843 506 2998

Rock Hill

Long Branch
Christine Shaner
8032429977

where2dance

FIVE MONTHS FREE ENTRY

POSTAL OPTION for ALL
Complete this form and post to:
where2dance
Linedancer Magazine
Southport PR9 0QA, England

☐ Please continue my entry **UNALTERED**

☐ Please **AMEND** my entry as detailed below

☐ Please **DELETE** my entry

Where do you obtain your copy of Linedancer Magazine:

☐ From a shop

☐ From an Agent/at my class

☐ By post

MY DETAILS *(NOT FOR PUBLICATION)*

Name .....

Address .....

.....

Town/City .....

County/State .....

Country .....

Postcode/ZIP .....

Email .....

Telephone .....

Fax .....

Membership no./Agent no. .....

Time Out reference no. Ref: .....

MY CLUB DETAILS FOR INCLUSION IN 'WHERE2DANCE'

Country .....

County/State .....

Club name .....

1.

Town/City .....

Area .....

Venue .....

2.

Town/City .....

Area .....

Venue .....

3.

Town/City .....

Area .....

Venue .....

Contact name .....

Contact email .....

Website .....

Telephone .....

The way we were... and still are?

This article was printed in our 100th edition (September 2004). Its relevance still echoes today and it serves us well to go back half way through Linedancer's story and read what we believed the future to hold and what the present was! Oh and when you do get to the bit about those two cowgirls on our first cover…Sharon is STILL a leading light in our company so as they say "plus ça change, plus c'est la même chose!" (the more it changes the more it remains the same!)

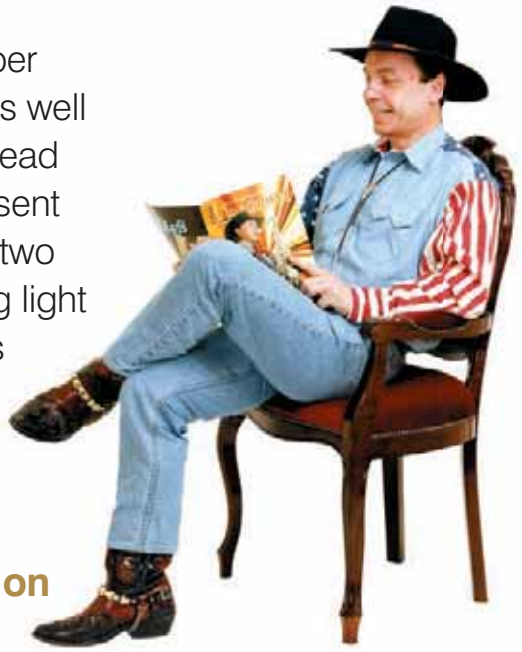

As Linedancer celebrates 100 issues, Harry Seddon looks back at what's changed on the dancefloor – and what hasn't.

In the beginning was the word, and the word was, '"Yee-Haw!" The dress was Western and the music Country. So what was it that attracted us to Line dancing 100 Linedancer magazines ago? Undoubtedly those who had previously attended Country music venues were attracted by the music, and possibly the dress, (after all, they'd been dancing in lines long before the explosion in popularity of Line dancing).



Most of us had Line danced previously, but we didn't know it; remember Macarena, Agadoo, The Birdie Song, The Slosh? It was Line dancing, Jim, but not as we knew it!

So what did attract us to Line dancing? I suggest that it was the dancing, the availability of classes, a dance form that did not require a partner, an activity suitable for all ages and physical ability, the fun, undoubtedly the hype, and yes, the music.

So what has changed with the passing of the years? Well the dancing is still there. It's not the same; some saying this is a good thing, others wishing it was, 'like the old days'. However, I do wonder how many people would still be dancing eight years on? If we had not moved on from Electric Slide, Flying 8s, Birchwood Stroll and so on, I for one would have packed up years ago. Yet these dances are still around and still very useful for absolute beginners, which is what a lot of us were eight years ago.

Yes the dancing has changed, but maybe not as much as we initially think.

What about the availability of classes? Clearly there are nowhere near as many as there used to be when Line dancing popularity was at its height. (The very first class I attended saw about 120 of us crowd into a school gymnasium). As the initial surge of enthusiasm subsided, so did the number of people attending classes and socials, and those instructors who had, jumped on the band wagon, packed up their Billy Ray Cyrus CDs and went home.

However, those instructors who had got into it because they loved line dancing stayed, and even today most people are not too far away from a class, as a look through Stompin' Ground will testify.

So not too much change there then, fewer classes, but still plenty of choice to suit all tastes.

We still dance in lines and without a partner, so absolutely no change there, and all the reasons that not needing a partner to dance with which attracted us then, are still just as valid today.

Wasn't it great eight years ago to go Line dancing and see people of all ages having fun together? Three generations dancing together, with the young ones adding their youthful exuberance, while their grandparents did the same dance, but with smaller steps and less upper body movement.

Well no change there then, you'll still see seven-year-olds and septuagenarians on the same dance floor, and sometimes older and younger.

Of course, 100 magazine issues ago it was great fun, wasn't it? We didn't know our grapevine from our coaster step, our jazz box from our shuffle. We went wrong quite a lot. We didn't know then that you never go wrong, just dance a variation and we laughed at ourselves and with our fellow dancers.

But if we listen to the prophets of doom these days, the fun has gone out of Line dancing, we are all much too serious. Well, ********, is what I say. We instruct two absolute beginner classes each week and they laugh just as much as we did and sometimes more. Maybe we don't laugh quite as much now because we are not as nervous as we were and don't make as many mistakes as we did. But we, and lots of others, do laugh and have fun, at both class and socials, so if you're not laughing much, maybe you are not doing hard enough dances and making enough mistakes. Just a thought.

My personal view is not much change there either.

The initial hype has undoubtedly gone, but like most new crazes, that was to be expected. After all you don't see as many hula-hoops, yo-yos, or those clacky -balls on strings, these days do you?

Eight years ago it wasn't necessary to advertise a social. The word spread like wild fire and people simply turned up. I can remember on several occasions arriving at a social half an hour before the start time, only to find that there was nowhere left to sit.

And the number of people attending classes meant that not only was it impossible to see the instructor's feet, but often the instructor was invisible if you'd not managed to get into the first three rows.

Halcyon days indeed, at least for the instructors and promoters, some of whom raked in the cash and didn't even need to buy many CDs. But for the rest of us, the rank and file dancers, it wasn't ideal learning dances in village halls with 80 others, and no way to see what the instructor's feet were doing. (It's no wonder we laughed a lot, we had plenty of reasons to go wrong). Certainly smaller classes are better for the dancers, and not having to arrive half an hour and more, before the start of a social, is a definite advantage.

So some changes there but on balance better for the dancers, which is what it's all about.

In the beginning Line dancing was an inexpensive pastime, and it still is. The first class we attended, all those years ago, cost £2 for a 90-minute session, and the first CD social we attended – having spent ages plucking up the courage to go – cost £3. The price now? Well I can't speak for everyone, but we charge £2 for a two-hour class and £3 for a four-hour CD social.

So in real terms the cost is only a fraction of what it was, despite all the increases in hall costs, CDs, etc. Change then, but now even cheaper.

OK, so we have to mention the music, and of course that has changed considerably, hasn't it? Eight years ago it was all Country, wasn't it? Of course it was. Still no harm in checking the Linedancer archives to be sure. Let's see, issue number 1 June 1996, featured cowgirls on the cover: We can now confess they weren't actually dancers but two of the Linedancer sales staff Lesley Robinson and Sharon Murphy. Lesley has since moved on to other things but Sharon is still a leading light with the company.

What dance scripts were printed? Texas Twist – how Country can you get? – choreographed to Gonna Take A Lot Of River by the Oakridge Boys. Yep that's Country. Hold on, there's two other tracks detailed. Twistin The Night Away by Scooter Lee & In The Mood by Jive Bunny. Well that can't be right can it? Must be a mistake.

OK so most of the music was Country, but even in our very first issue, not 100 per cent Country. So maybe, just maybe, not quite as big a change as is generally believed.

The dress eight years ago was much more Western, but again not 100 per cent. Lots of us have never owned a fringed shirt in our lives, let alone matching his 'n' hers cowboy/girl outfits. Most people wore boots those days, but the alternative was "shopping shoes" as there were no dance shoes or trainers to buy. Of course you saw a lot of Stetsons then, but now the number of people wearing hats at a social of several hundred, can be counted on two hands.

So change in dress for some but not for everyone, and dare I suggest that those who have swapped thick canvas shirts for lightweight tops, and boots for shoes and trainers, have done so out of choice and practicality.

So to sum up, the past eight years and 100 Linedancer magazines have seen many changes but not quite as many or as much, as is generally believed. I welcome and embrace the vast majority of the changes and the stance that Linedancer has taken in these changes.

I believe that Line dancing is now even stronger than it was eight years ago. We have stood the test of time and despite the threat of splits in our movement we are still together as a friendly whole. I look forward to the next 100 issues.

Happy Birthday Linedancer!

The Last Line

This article was first printed in July 1997 and was part of Scooter Lee's great "The Truth Is…" series (1997-2001) in which the lady herself settled a few scores and pulled no punches. Here she talks about something that is today, STILL a problem. And though you would have to substitute the word "download" for CD, the topic remains still as current as it was 16 years ago!

The truth is.. by Scooter Lee (Issue 14 - July 1997)

It seems everywhere I travel now, someone has an instructional dance video to sell. I also notice that along with that dance they have the music as well. Where did they get it? But most important, who gave them the right to use it??? I hear instructors say, "I bought the CD so I own the music, don't I??"

Line dancing is considered one of the biggest phenomenons since disco. And when something this big happens, people jump on the bandwagon. A lot of the 'hoopla' is around money as anytime you have a phenomenon of this magnitude, a lot of people make a lot of money. I'd like to discuss videos, not CMT music videos but 'Linedance Instructural Videos'.

Well the Truth is...
It is absolutely, positively illegal to use anyone's song on your video if you don't have written permission from the record label or publishing company. It clearly states on the back of your CD 'All Rights Reserved'. That means it belongs to someone else and you have to pay for the right to use it. Labels spend 100's of 1000's of pounds/dollars to produce a CD for you to hear. When you use the music without permission it is considered, 'Copyright infringement' and is punishable by law with fines and sometimes prison. Now I know you think you are doing nothing wrong by producing a few 100 here and there but you are wrong! Know your legal rights if you are going to make money at someone else's expense.

What can you do?
Many times a company will do an 'audio release' for you if you agree to promote the CD on the video and video cover as to where it can be purchased. Sometimes you can do a buy out but that is usually very costly. And sometimes a label will just say no, you can't use the music. Please respect this. (Usually in the case of major labels). Most of the time though, there is a charge plus percentage of every video sold.

A good rule to remember if you are putting music on an instructional video. No matter how much of the song you plan to use, 30 seconds or 3 minutes...

"If you plan to play to..., you have to pay it!"

Scooter

KingsHill DANCE HOLIDAYS

Line Dance Holidays 2012/13 from £99.00



£10 OFF

THE 2012 TWIXMAS BOUNCE
now only £119 4 days/3 nights
Artistes - Friday: Stonecold Country Saturday: Lass Vegas
Dance Instruction and Disco: Yvonne Anderson
Starts: Thur 27 Dec Finishes: Sun 30 Dec 2012
No Single Room Supplement SELF DRIVE ONLY
This event will be in the ballroom

£4 OFF

THE VALENTINE SPECTACULAR now from £99
3 days/2 nights **No Single Room Supplement**
Artistes - Friday: John Dean Saturday: Texas Tornados
Dance Instruction and Disco - Yvonne Anderson
Starts: Fri 15 Feb Finishes: Sun 17 Feb 2013

THE BONANZA from £115
3 days/2 nights **No Single Room Supplement**
Artistes - Friday: Livewire Saturday: Texas Tornados
Dance Instruction and Disco -
Kate Sala with Robbie McGowan-Hickie
Starts: Fri 31 May Finishes: Sun 2 June 2013

THE PARTY from £119
3 days/2 nights £10 Single Room Supplement
Artistes - Friday: Nancy Ann Lee Saturday: Magill
Dance Instruction and Disco - Rob Fowler with Russell Roddis
Starts: Fri 29 Nov Finishes: Sun 1 Dec 2013

NORBRECK CASTLE HOTEL BLACKPOOL - 2012/13

All Norbreck 2013 holidays are themed

THE EXTRAVAGANZA from £115
3 days/2 nights £10 Single Room Supplement
Artistes - Friday: Paul Bailey Saturday: Plain Loco
Dance Instruction and Disco - Rob Fowler with Russell Roddis
Starts: Fri 8 Mar Finishes: Sun 10 Mar 2013

THE ILLUMINATIONS BLOCKBUSTER from £135
3 days/2 nights **No Single Room Supplement**
Artistes - Friday: John Dean Saturday: Thrillbillies
Dance Instruction and Disco - Gary Lafferty
Guest Choreographer - Ria Vos
Starts: Fri 25 Oct Finishes: Sun 27 Oct 2013

THE 2013 TWIXMAS BOUNCE £129
4 days/3 nights **No Single Room Supplement**
Artistes - Friday: Richard Palmer Saturday: Texas Tornados
Dance Instruction and Disco: Gary Lafferty
Starts: Fri 27 Dec Finishes: Mon 30 Dec 2013
This event will be in the ballroom SELF DRIVE ONLY

TOP VALUE

THE 2012 NEW YEAR SIZZLER £239
4 days/3 nights
Artistes: Magill (New Years Eve)
Dance Instruction and Disco: Yvonne Anderson
Starts: Sun 30 Dec 2012 Finishes: Wed 2 Jan 2013
No Single Room Supplement SELF DRIVE ONLY
This event will be in the ballroom

THE ESCAPADE from £109
3 days/2 nights **No Single Room Supplement**
Artistes - Friday: Natalie Thurlow Saturday: Magill
Dance Instruction and Disco - Honky Tonk Cliff and Tina Argyle
Starts: Fri 19 Apr Finishes: Sun 21 Apr 2013

THE CRACKER from £119
3 days/2 nights £10 Single Room Supplement
Artistes - Friday: Paul Bailey Saturday: Plain Loco
Dance Instruction and Disco - Michelle Risley with Tony
Starts: Fri 22 Nov Finishes: Sun 24 Nov 2013

THE 2013 NEW YEAR SIZZLER £245
4 days/3 nights **No Single Room Supplement**
Artistes: Magill (New Years Eve)
Dance Instruction and Disco: Yvonne Anderson
Starts: Mon 30 Dec 2013 Finishes: Thu 2 Jan 2014
This event will be in the ballroom SELF DRIVE ONLY

At the KingsHill Cracker on the 16th November 2012 - £240 was collected for 'Children in Need' and thanks go to all the dancers who contributed.

Introducing our brand new

Funtastic Party Time Breaks!!

Just look what you get when you book one of these funtastic weekend breaks:
- **Fully themed weekend with prizes for the top three best fancy dress outfits**
- **Welcome drink to kick off Saturday night**
- **Seating Plan with your own assigned seat in the ballroom**
- **Quizzes with prizes • Table surprises**
- **Exclusive special booking discounts on offer at each Party Time Weekend**

Great Yarmouth Party £119
THEME: GANGSTERS AND MOLLS
3 days/2 nights Royal Hotel, Great Yarmouth
Starts: Fri 5 Apr Finishes: Sun 7 Apr 2013

Carlisle Party £125
THEME: NURSERY RHYMES
3 days/2 nights Crown & Mitre Hotel
Starts: Fri 26 Apr Finishes: Sun 28 Apr 2013

Liverpool Party £129
THEME: FAB FOUR
3 days/2 nights Adelphi Hotel
Starts: Sat 25 May Finishes: Mon 27 May 2013

Carlisle Party £129
THEME: BEACH PARTY
3 days/2 nights Crown & Mitre Hotel
Starts: Fri 7 June Finishes: Sun 9 June 2013

Southport Party £139
THEME: AT THE MOVIES
3 days/2 nights Prince of Wales Hotel
Starts: Fri 26 July Finishes: Sun 28 July 2013

Bournemouth Party £139
THEME: SCHOOL DAYS
3 days/2 nights Carrington House Hotel
Starts: Fri 2 Aug Finishes: Sun 4 Aug 2013

Liverpool Party £133
THEME: FLOWER POWER
3 days/2 nights Adelphi Hotel
Starts: Fri 27 Sept Finishes: Sun 29 Sept 2013

Southsea Party £129
THEME: CIRCUS & CLOWNS
3 days/2 nights Royal Beach Hotel
Starts: Fri 4 Oct Finishes: Sun 6 Oct 2013

Scarborough Party £119
THEME: 50'S ROCK 'N' ROLL
3 days/2 nights Clifton Hotel
Starts: Fri 18 Oct Finishes: Sun 20 Oct 2013

Harrogate Party from £145
THEME: GUY FAWKES
3 days/2 nights Cairn Hotel
Starts: Fri 1 Nov Finishes: Sun 3 Nov 2013

Southport Party £133
THEME: FAIRIES & GNOMES
3 days/2 nights Prince of Wales Hotel
Starts: Fri 29 Nov Finishes: Sun 1 Dec 2013

Glasgow Party from £129
THEME: HILLBILLY HOP
3 days/2 nights Thistle Hotel
Starts: Fri 3 Jan Finishes: Sun 5 Jan 2014

GROUPS WELCOME We offer generous discounts for groups starting from as few as 10 people on any of our advertised holidays. We are also happy to supply competitively priced coaching from anywhere in Britain for parties of 35 or more. As we understand that it takes time to gather your group together, we will always agree convenient dates for the payment of deposits and release of unsold accommodation. If you want a date or destination not featured in our brochure, just give us a call as we are pleased to "tailor make" additional holidays.

* Accommodation in hotels in rooms with private facilities (except where stated otherwise) * Dinner, Bed and Breakfast for the number of nights shown (except where stated otherwise) * Dancing each evening from 8.00pm to midnight * Workshop on one morning and instruction and dancing on the following morning * Live bands are featured on many holidays * All holidays are self drive unless stated otherwise

YOU CAN ORDER A BROCHURE, CHECK AVAILABILITY AND BOOK SECURELY ON LINE AT www.kingshillholidays.com

Credit & Debit Cards Accepted

VISA MasterCard Solo Delta Maestro

0845 170 4444/01405 704652
www.kingshillholidays.com

YOUR ENJOYMENT IS OUR BUSINESS

1114754